

# National Infrastructure Pipeline

Report of the Task Force  
Department of Economic Affairs  
Ministry of Finance  
Government of India

Volume III – B





# Contents

<b>PORTS SECTOR .....</b>	<b>22</b>
Ports sector projects – Analytics .....	23
Project list for the Ministry of Shipping .....	27
State data - Project list for shipping .....	33
<b>AIRPORTS SECTOR .....</b>	<b>40</b>
Airports sector projects - Analytics.....	41
Project list for the Ministry of Civil Aviation .....	45
State data - Project list for civil aviation .....	53
<b>URBAN SECTOR.....</b>	<b>56</b>
Urban infrastructure sector projects- Analytics .....	57
Project list for urban – AMRUT projects .....	61
Project list for urban – Smart city projects.....	70
Project list for urban – Affordable housing projects.....	107
List of urban transport projects .....	117
List of projects for Jal Jeevan Mission .....	123
States’ data - Project list for Urban .....	124
<b>DIGITAL INFRASTRUCTURE SECTOR .....</b>	<b>160</b>
Digital infrastructure sector projects - Analytics .....	161
List of projects undertaken by Department of Telecommunication .....	164
State-wise list of projects – Telecom.....	166
<b>IRRIGATION SECTOR.....</b>	<b>168</b>
Irrigation sector projects - Analytics .....	169
Project list for irrigation .....	173
States’ data - Project list for irrigation .....	194
<b>RURAL DEVELOPMENT SECTOR.....</b>	<b>226</b>
Rural development sector projects – Analytics .....	227
Project list for Ministry of Rural Development .....	229

Project list for Department of Water and Sanitation.....	230
States Project list Rural Drinking Water .....	231
<b>AGRICULTURE AND FOOD PROCESSING SECTOR .....</b>	<b>232</b>
Agriculture sector projects - Analytics .....	233
Project list for Ministry of Agriculture & Farmers' Welfare .....	236
States' data - Project list for Agriculture Infrastructure .....	238
Food processing sector projects - Analytics .....	245
Project list for Ministry of Food Processing Industries .....	248
<b>SOCIAL INFRASTRUCTURE SECTOR .....</b>	<b>250</b>
Social infrastructure sector projects – Analytics .....	251
Project list for Ministry of Human Resource Development – School education .....	254
Project list for Ministry of Human Resource Development – Higher education .....	255
States' data - Project list for Human Resource Development – Education.....	256
Project list for Ministry of Health and Family Welfare .....	277
States' data - Project list for Health and Family Welfare .....	282
<b>INDUSTRIAL INFRASTRUCTURE SECTOR .....</b>	<b>298</b>
Industrial infrastructure sector projects - Analytics .....	299
Project list for Department for Promotion of Industry and Internal Trade.....	303
Project list for states – Industrial infrastructure.....	308
<b>STEEL SECTOR.....</b>	<b>322</b>
Project list for Ministry of Steel .....	323
<b>SPORTS SECTOR .....</b>	<b>324</b>
Project list for Ministry of Sports .....	325
Project list for states – Sports.....	326
<b>TOURISM SECTOR.....</b>	<b>332</b>
States' data - Project list for tourism.....	333

## List of figures

Figure 1 Capital outlay over FY20-FY25 (Rs crore) .....	23
Figure 2 Nature of projects to be implemented over FY20-FY25 (total value: Rs 121,194 crore) .....	23
Figure 3 Breakdown by stage of project implementation as on Oct 31, 2019 (total value: Rs 121,194 crore).....	24
Figure 4 Breakdown by mode of implementation (total value: Rs 121,194 crore).....	25
Figure 5 Breakdown by implementing agency (total value: Rs 121,194 crore) .....	26
Figure 6 Breakdown by sources of financing (total value: Rs 121,194 crore) .....	26
Figure 7 Capital outlay over FY20-FY25 (Rs crore) .....	41
Figure 8 Nature of projects to be implemented over FY20-FY25 (total value: Rs 143,448 crore) .....	41
Figure 9 Breakdown by stage of project implementation as on Oct 31, 2019 (total value: Rs 143,448 crore).....	42
Figure 10 Breakdown by mode of implementation (total value: Rs 143,448 crore).....	43
Figure 11 Breakdown by implementing agency (total value: Rs 143,448 crore) .....	43
Figure 12 Breakdown by sources of financing (total value: Rs 143,448 crore) .....	44
Figure 13 Capital outlay over FY20-FY25 (Rs crore) .....	57
Figure 14 Nature of projects to be implemented over FY20-FY25 (total value: Rs 1,919,267 crore) .....	57
Figure 15 Breakdown by stage of implementation as on Oct 31, 2019 (total value: Rs 1,919,267 crore) .....	58
Figure 16 Breakdown by mode of implementation (total value: Rs 1,919,267 crore).....	59
Figure 17 Breakdown by implementing agency (total value: Rs 1,919,267 crore).....	59
Figure 18 Breakdown by sources of financing (total value: Rs 1,919,267 crore) .....	60
Figure 19 Capital outlay over FY20-FY25 (Rs crore) .....	161
Figure 20 Nature of projects to be implemented over FY20-FY25 (total value: Rs 309,672 crore) .....	161
Figure 21 Breakdown by stage of project implementation as on Oct 31, 2019 (total value: Rs 309,672 crore).....	162
Figure 22 Breakdown by mode of implementation (total value: Rs 309,672 crore).....	162
Figure 23 Breakdown by implementing agency (total value: Rs 309,672 crore) .....	163
Figure 24 Breakdown by sources of financing (total value: Rs 309,672 crore) .....	163
Figure 25 Capital outlay over FY20-FY25 (Rs crore) .....	169

Figure 26 Nature of projects to be implemented over FY20-FY25 (total value: Rs 894,473 crore) .....	169
Figure 27 Breakdown by stage of project implementation as on Oct 31, 2019 (total value: Rs 894,473 crore) .....	170
Figure 28 Breakdown by mode of implementation (total value: Rs 894,473 crore).....	171
Figure 29 Breakdown by implementing agency (total value: Rs 894,473 crore).....	171
Figure 30 Breakdown by sources of financing (total value: Rs 894,473 crore).....	172
Figure 31 Capital outlay over FY20-FY25 (Rs crore) .....	227
Figure 32 Nature of projects to be implemented over FY20-FY25 (total value: Rs 773,915 crore) .....	227
Figure 33 Breakdown by sources of financing (total value: Rs 773,915 crore).....	228
Figure 34 Nature of projects to be implemented over FY20-FY25 (total value: Rs 167,472 crore) .....	233
Figure 35 Breakdown by stage of project implementation as on Oct 31, 2019 (total value: Rs 167,472 crore) .....	234
Figure 36 Breakdown by mode of implementation (total value: Rs 167,472 crore).....	234
Figure 37 Breakdown by implementing agency (total value: Rs 167,472 crore).....	235
Figure 38 Breakdown by sources of financing (total value: Rs 167,472 crore).....	235
Figure 39 Capital outlay over FY20-FY25 (Rs crore) .....	245
Figure 40 Nature of projects to be implemented over FY20-FY25.....	245
Figure 41 Breakdown by stage of project implementation as on Oct 31, 2019 (total value: Rs 1,255 crore) .....	246
Figure 42 Breakdown by mode of implementation (total value: Rs 1,255 crore).....	246
Figure 43 Breakdown by implementing agency (total value: Rs 1,255 crore).....	246
Figure 44 Breakdown by sources of financing (total value: Rs 1,255 crore) .....	247
Figure 45 Capital outlay over FY20-FY25 (Rs crore) .....	251
Figure 46 Nature of projects to be implemented over FY20-FY25 (total value: Rs 364,540 crore) .....	251
Figure 47 Breakdown by stage of project implementation as on Oct 31, 2019 (total value: Rs 364,540 crore) .....	252
Figure 48 Breakdown by mode of implementation (total value: Rs 364,540 crore).....	252
Figure 49 Breakdown by implementing agency (total value: Rs 364,540 crore).....	253
Figure 50 Breakdown by sources of financing (total value: Rs 364,540 crore).....	253
Figure 51 Capital outlay over FY20-FY25 (Rs crore) .....	299
Figure 52 Nature of projects to be implemented over FY20-FY25 (total value: Rs 306,732 crore) .....	299
Figure 53 Breakdown by stage of project implementation as on Oct 31, 2019 (total value: Rs 306,732 crore) .....	300

Figure 54 Breakdown by mode of implementation (total value: Rs 306,732 crore).....	301
Figure 55 Breakdown by implementing agency (total value: Rs 306,732 crore) .....	301
Figure 56 Breakdown by sources of financing (total value: Rs 306,732 crore) .....	302

## List of tables

Table 1 Project list for the Ministry of Shipping .....	27
Table 2 State data - Project list for shipping.....	33
Table 3 Project list for the Ministry of Civil Aviation.....	45
Table 4 State data - Project list for civil aviation.....	53
Table 5 Project list for urban – AMRUT projects .....	61
Table 6 Project list for urban – Smart city projects.....	70
Table 7 Project list for urban – Affordable housing projects.....	107
Table 8 List of urban transport projects.....	117
Table 9 List of projects for Jal Jeevan Mission.....	123
Table 10 States' data - Project list for Urban.....	124
Table 11 List of projects undertaken by Department of Telecommunication .....	164
Table 12 State-wise list of projects – Telecom.....	166
Table 13 Project list for irrigation.....	173
Table 14 States' data - Project list for irrigation.....	194
Table 15 Project list for Ministry of Rural Development .....	229
Table 16 Project list for Department of Water and Sanitation .....	230
Table 17 States Project list Rural Drinking Water .....	231
Table 18 Project list for Ministry of Agriculture & Farmers' Welfare .....	236
Table 19 States' data - Project list for Agriculture Infrastructure .....	238
Table 20 Project list for Ministry of Food Processing Industries.....	248
Table 21 Project list for Ministry of Human Resource Development – School education .....	254
Table 22 Project list for Ministry of Human Resource Development – Higher education.....	255
Table 23 States' data - Project list for Human Resource Development – Education .....	256
Table 24 Project list for Ministry of Health and Family Welfare .....	277
Table 25 States' data - Project list for Health and Family Welfare .....	282

Table 26 Project list for Department for Promotion of Industry and Internal Trade .....	303
Table 27 Project list for states – Industrial infrastructure .....	308
Table 28 Project list for Ministry of Steel .....	323
Table 29 Project list for Ministry of Sports .....	325
Table 30 Project list for states – Sports.....	326
Table 31 States' data - Project list for tourism.....	333

## Abbreviations and acronyms

<b>AAI</b>	Airports Authority of India
<b>ABD</b>	Area Based Development
<b>ABVIMS</b>	Atal Bihari Vajpayee Institute of Medical Sciences
<b>ADB</b>	Asian Development Bank
<b>AERA</b>	Airports Economic Regulatory Authority
<b>AHP</b>	Affordable Housing in Partnership
<b>AIIB</b>	Asian Infrastructure Investment Bank
<b>AISHE</b>	All India Survey on Higher Education
<b>ALHW</b>	Andaman Lakshadweep Harbour Works
<b>AMRUT</b>	Atal Mission for Rejuvenation and Urban Transformation
<b>ANIIDCO</b>	Andaman and Nicobar Islands Integrated Development Corporation Limited
<b>APADCL</b>	Andhra Pradesh Airports Development Corporation Limited
<b>APEWIDC</b>	Andhra Pradesh Education and Welfare Infrastructure Development Corporation
<b>APFPS</b>	Andhra Pradesh Food Processing Society
<b>APIIC</b>	Andhra Pradesh Industrial Infrastructure Corporation Ltd
<b>APITA</b>	Andhra Pradesh Information Technology Academy
<b>APLM</b>	Agricultural Produce and Livestock Marketing
<b>APMC</b>	Agricultural Produce Marketing Committee
<b>APMIP</b>	Andhra Pradesh Micro Irrigation Project
<b>APPCB</b>	Andhra Pradesh Pollution Control Board
<b>APRDC</b>	Andhra Pradesh Road Development Corporation
<b>APMSIDC</b>	Andhra Pradesh Medical Services & Infrastructure Development Corporation
<b>APWD</b>	Andaman Public Works Department
<b>ATF</b>	Aviation Turbine Fuel
<b>BAMS</b>	Bachelor of Ayurvedic Medicine and Surgery

<b>BCAS</b>	Bureau of Civil Aviation Security
<b>BDA</b>	Bhopal Development Authority
<b>BHEL</b>	Bharat Heavy Electricals Limited
<b>BHMS</b>	Bachelor of Homeopathic Medicine and Surgery
<b>BIAL</b>	Bangalore International Airports Limited
<b>BIS</b>	Bureau of Indian Standards
<b>BJRUSS</b>	Babu Jagjeevana Ram Uttarandhra Sujala Sravathi
<b>BMTC</b>	Bangalore Metropolitan Transport Corporation
<b>BLT</b>	Build, lease and transfer
<b>BOD</b>	Biological Oxygen Demand
<b>BOT</b>	Build, Operate and transfer
<b>BRJP</b>	Bihar Rajya Jal Parishad
<b>BRTS</b>	Bus Rapid Transit System
<b>BSNL</b>	Bharat Sanchar Nigam Limited
<b>BSRTC</b>	Bihar State Road Transport Corporation
<b>BTS</b>	Base Transceiver Station
<b>BUIDCO</b>	Bihar Urban Infrastructure Development Corporation Ltd
<b>BUMS</b>	Bachelor of Unani Medicine and Surgery
<b>BWSSB</b>	Bangalore Water Supply and Sewerage Board
<b>CAAQMS</b>	Continuous Ambient Air Quality Monitoring System
<b>CADWM</b>	Command Area Development and Water Management
<b>CANI – SOFC</b>	Chennai Andaman and Nicobar Island – Submarine Optical Fibre Cable
<b>CAGR</b>	Compounded Annual Growth Rate
<b>CBIC</b>	Chennai Bengaluru Industrial Corridor
<b>CBSE</b>	Central Board of Secondary Education
<b>CCET</b>	Chandigarh College of Engineering and Technology
<b>CCI</b>	Competition Commission of India
<b>CCL</b>	Central Coalfields Limited

<b>CDMA</b>	Commissioner and Directorate of Municipal Administration, Telangana
<b>CETP</b>	Common Effluent Treatment Plan
<b>CHC</b>	Community Health Centre
<b>CLC</b>	City Livelihood Centre
<b>CMA</b>	Commissionerate of Municipal Administration, Tamil Nadu
<b>CMRL</b>	Chennai Metro Rail Limited
<b>CMWSSB</b>	Chennai Metropolitan Water Supply and Sewerage Board
<b>CNNL</b>	Cauvery Neeravari Nigama Limited
<b>COD</b>	Commercial operations date
<b>CONCOR</b>	Container Corporation of India Limited
<b>CRZ</b>	Coastal regulatory zone
<b>CSC</b>	Common Services Centre
<b>CSIA</b>	Chhatrapati Shivaji Maharaj International Airport
<b>CSIND</b>	Coastal Shipping and Inland Navigation Department , Kerala
<b>CSMT</b>	Chhatrapati Shivaji Maharaj Terminus
<b>CSS</b>	Centrally Sponsored Scheme
<b>CTSA</b>	Central Tibetan School Administration
<b>CUMTA</b>	Chennai Unified Metropolitan Transport Authority
<b>DAC&amp;FW</b>	Department of Agriculture Cooperation and Farmer Welfare
<b>DBFOT</b>	Design-Build-Finance-Operate and Transfer
<b>DBOT</b>	Design-Build-Operate and Transfer
<b>DFC</b>	Dedicated Freight Corridor
<b>DGCA</b>	Directorate General of Civil Aviation
<b>DHS</b>	Directorate of Health Services, Kerala
<b>DIACL</b>	Dholera International Airports Company Ltd
<b>DIET</b>	District Institute of Education and Training
<b>DJB</b>	Delhi Jal Board
<b>DMA</b>	District Metered Area

<b>DMIC</b>	Delhi Mumbai Industrial Corridor
<b>DPT</b>	Deendyal Ports Trust
<b>DPR</b>	Detailed project report
<b>DSA</b>	District Sports Academy
<b>DSIRDA</b>	Dholera Special Investment Region Development Authority
<b>EDII</b>	Entrepreneurship Development Institute of India
<b>EESL</b>	Energy Efficiency Services Limited
<b>EMC</b>	Electronics Manufacturing Cluster
<b>EPC</b>	Engineering Procurement Construction
<b>ETP</b>	Effluent Treatment Plant
<b>EWS</b>	Economically Weaker Section
<b>FCDA</b>	Foundry Cluster Development Authority
<b>FCI</b>	Food Corporation of India
<b>FPI</b>	Food Processing Industry
<b>FSRU</b>	Floating Storage Regasification Unit
<b>GCR</b>	Ground Coverage Ratio
<b>GDP</b>	Gross domestic product
<b>GIDC</b>	Gujarat Industrial Development Corporation
<b>GIS</b>	Geographic Information System
<b>GMC</b>	Government Medical College
<b>GNTCD</b>	Government of National Capital Territory of Delhi
<b>GNIDA</b>	Greater Noida Industrial Development Authority
<b>GNSS</b>	Galeru Nagari Sujala Sravanthi Project
<b>GVMC</b>	Greater Visakhapatnam Municipal Corporation
<b>GWMC</b>	Greater Warangal Municipal Corporation
<b>GWSCCL</b>	Greater Warangal Smart City Corporation Limited
<b>GST</b>	Goods and Services Tax
<b>GTA</b>	Gorkhaland Territorial Administration

<b>HAM</b>	Hybrid Annuity Model
<b>HIAL</b>	Hyderabad International Airports Limited
<b>HKKP</b>	Har Khet Ko Pani
<b>HMRL</b>	Hyderabad Metro Rail Limited
<b>HPCL</b>	Hindustan Petroleum Corporation Limited
<b>HSEPL</b>	HPCL Shapoorji Energy Private Limited
<b>HSIIDC</b>	Haryana State Industrial and Infrastructure Development Corporation
<b>HSRDC</b>	Haryana State Roads and Bridges Development Corporation Ltd
<b>HSVP</b>	Haryana Shahari Vikas Pradhikaran
<b>IARI</b>	Indian Agricultural Research Institute
<b>IBC</b>	Insolvency and Bankruptcy Code
<b>ICAR</b>	Indian Council of Agricultural Research
<b>ICCC</b>	Integrated Command & Control Centre
<b>ICOMC</b>	Intelligent City Operations and Management Centre
<b>ICT</b>	Information Communication Technology
<b>IDCO</b>	Odisha Industrial Infrastructure Development Corporation
<b>IMC</b>	Industrial Manufacturing Cluster
<b>IMLH</b>	Integrated Multimodal Logistics Hub
<b>IMT</b>	Industrial Model Township
<b>IPRCL</b>	Indian Ports Rail and Ropeway Corporation Limited
<b>IPTS</b>	Integrated Public Transport System
<b>ISBIG</b>	Incentivization Scheme for Bridging Irrigation Gap
<b>ISCDL</b>	Indore Smart City Development Limited
<b>ISP</b>	Internet Service Provider
<b>ITI</b>	Industrial Training Institute
<b>ITMS</b>	Intelligent Traffic Management System
<b>IWAI</b>	Inland Waterways Authority of India
<b>JAP-IT</b>	Jharkhand Agency for Promotion of Information Technology

<b>JCTSL</b>	Jaipur City Transport Services Limited
<b>JICA</b>	Japan International Cooperation Agency
<b>JIPMER</b>	Jawaharlal Institute of Postgraduate Medical Education & Research
<b>JMC</b>	Jaipur Municipal Corporation
<b>JMRC</b>	Jaipur Metro Rail Corporation Ltd
<b>JNNURM</b>	Jawaharlal Nehru National Urban Renewal Mission
<b>JNPT</b>	Jawaharlal Nehru Ports Trust
<b>JSDMS</b>	Jharkhand Skill Development Mission Society
<b>JUIDCO</b>	Jharkhand Urban Infrastructure Development Company
<b>JUSNL</b>	Jharkhand Urja Sancharan Nigam Limited
<b>KBJNL</b>	Krishna Bhagya Jala Nigam Ltd
<b>KGMU</b>	King George's Medical University
<b>KIDC</b>	Konkan Irrigation Development Corporation
<b>KIIFB</b>	Kerala Infrastructure Investment Fund Board
<b>KINFRA</b>	Kerala Industrial Infrastructure Development Corporation
<b>KIUWMIP</b>	Karnataka Integrated Urban Water Management Investment Programme
<b>KMDA</b>	Kolkata Metropolitan Development Authority
<b>KMRL</b>	Kochi Metro Rail Limited
<b>KNNL</b>	Karnataka Neeravari Nigam Limited
<b>KPL</b>	Kamarajar Ports Limited
<b>KSEB</b>	Kerala State Electricity Board
<b>KSIDC</b>	Kerala State Industrial Development Corporation Ltd
<b>KSIIDC</b>	Karnataka State Industrial & Infrastructure Development Corporation Limited
<b>KSRTC</b>	Karnataka State Road Transport Corporation
<b>KUIDFC</b>	Karnataka Urban Infrastructure Development and Finance Corporation
<b>KUWSDB</b>	Karnataka Urban Water Supply and Drainage Board
<b>KUWSIP</b>	Karnataka Urban Water Sector Improvement Project
<b>KWA</b>	Kerala Water Authority

<b>MGD</b>	Million gallons per day
<b>MIS</b>	Management Information System
<b>MJP</b>	Maharashtra Jeevan Pradhikaran
<b>MKVDC</b>	Maharashtra Krishna Valley Development Corporation
<b>MLCP</b>	Multi Level Car Parking
<b>MLD</b>	Million litres per day
<b>MMLH</b>	Multimodal Logistics Hub
<b>MMRDA</b>	Mumbai Metropolitan Region Development Authority
<b>MMTH</b>	Multi Model Transport Hub
<b>MPHEQIP</b>	Madhya Pradesh Higher Education Quality Improvement Project
<b>MPAKVN</b>	Madhya Pradesh Audyogik Kendra Vikas Nigam
<b>MPTRIFAC</b>	Madhya Pradesh Trade and Investment Facilitation Corporation
<b>MPUDC</b>	Madhya Pradesh Urban Development Company Limited
<b>MPUSIP</b>	Madhya Pradesh Urban Services Improvement Program
<b>MRTS</b>	Mass rapid transit system
<b>MTNL</b>	Mahanagar Telephone Nigam Limited
<b>NABARD</b>	National Bank for Agriculture and Rural Development
<b>NBCC</b>	National Buildings Construction Corporation
<b>NCCD</b>	National Centre for Cold-chain Developmen
<b>NCRTC</b>	National Capital Region Transport Corporation
<b>NDMC</b>	New Delhi Municipal Council
<b>NICDIT</b>	National Industrial Corridor Development & Implementation Trust
<b>NMDC</b>	National Mineral Development Corporation Limited
<b>NMRDA</b>	Nagpur Metropolitan Region Development Authority
<b>NMT</b>	Non Motorised Transport
<b>NHPCE</b>	National Programme for Health Care of the Elderly
<b>NSCB</b>	Netaji Subhash Chandra Bose Medical College
<b>NSCBI</b>	Netaji Subhash Chandra Bose International Airport

<b>NSUT</b>	Netaji Subhas University Of Technology
<b>NVDA</b>	Narmada Valley Development Authority
<b>OPTCL</b>	Odisha Power Transmission Corporation Limited
<b>PHED</b>	Public Health Engineering Department, Manipur
<b>PHSC</b>	Punjab Health Systems Corporation
<b>PIRF</b>	Project information request format
<b>PLC</b>	Programmable Logic Controller
<b>PMAY</b>	Pradhan Mantri Awas Yojana
<b>PMKSY</b>	Pradhan Mantri Krishi Sinchai Yojana
<b>PMU</b>	Project Management Unit
<b>PMB</b>	Port Management Board
<b>PPP</b>	Public-private partnership
<b>PSIEC</b>	Punjab Small Industries and Export Corporation
<b>PTR</b>	Pupil Teacher Ratio
<b>PWSSB</b>	Punjab Water Supply and Sewerage Board
<b>RCS</b>	Regional Connectivity Scheme
<b>RESA</b>	Runway End Safety Area
<b>RFID</b>	Radio-frequency identification
<b>RIDF</b>	Rural Infrastructure Development Fund
<b>RIPANS</b>	Regional Institute of Paramedical and Nursing Sciences
<b>RJP</b>	Bihar Rajya Jal Parishad
<b>RMLIMS</b>	Ram Manohar Lohia Institute of Medical Sciences
<b>RSRDC</b>	Rajasthan State Road Development & Construction Corporation Limited
<b>RUSA</b>	Rashtriya Uchchatar Shiksha Abhiyan
<b>SAAP</b>	Sports Authority Of Andhra Pradesh
<b>SCERT</b>	State Council Educational Research and Training
<b>SCM</b>	Smart City Mission
<b>SDG</b>	Sustainable Development Goals

<b>SEZ</b>	Special Economic Zone
<b>SGPGI</b>	Sanjay Gandhi Postgraduate Institute of Medical Sciences
<b>SIDCUL</b>	State Industrial Development Corporation of Uttarakhand Limited
<b>SIPCOT</b>	State Industries Promotion Corporation of Tamilnadu Ltd
<b>SJDA</b>	Siliguri Jalpaiguri Development Authority
<b>SJMMSVY</b>	Swarnim Jayanti Mukhya Mantri Shehri Vikas Yojana
<b>SPM</b>	Single Point Mooring
<b>SPV</b>	Special Purpose Vehicle
<b>STP</b>	Sewage Treatment Plant
<b>TANGEDCO</b>	Tamil Nadu Generation and Distribution Corporation Limited
<b>TPHLC</b>	Tungabhadra project high level canal
<b>TEDA</b>	Tamil Nadu Energy Development Agency
<b>TIDCO</b>	Tamil Nadu Industrial Development Corporation
<b>TNAU</b>	Tamil Nadu Agricultural University
<b>TNEB</b>	Tamil Nadu Electricity Board
<b>TNRDC</b>	Tamil Nadu Road Development Company Ltd
<b>TNSCB</b>	Tamil Nadu Slum Clearance Board
<b>TPC</b>	Total Project Cost
<b>TPD</b>	Tonnes per day
<b>TSIIC</b>	Telangana State Industrial Infrastructure Corporation Limited
<b>TSMSIDC</b>	Telangana State Medical Services And Infrastructure Development Corporation
<b>TSRTC</b>	Telangana State Road Transport Corporation
<b>TTMC</b>	Koramangala Traffic and Transit Management Centre
<b>TTRO</b>	Treatment Reverse Osmosis
<b>TTWREIS</b>	Telangana Tribal Welfare Residential Educational Institutions Society
<b>TWAD</b>	Tamil Nadu Water Supply and Drainage Board
<b>UBKV</b>	Uttar Banga Krishi Viswavidyalaya
<b>UDAN</b>	Ude Desh ka Aam Nagrik

<b>UGD</b>	Underground Drainage
<b>UGSS</b>	Under Ground Sewerage Schemes
<b>UIDSSMT</b>	Urban Infrastructure Development Scheme for Small and Medium Towns
<b>UKPJN</b>	Pey Jal Nigam Uttarakhand
<b>ULB</b>	Urban Local Body
<b>UPEIDA</b>	Uttar Pradesh Expressways Industrial Development Authority
<b>UPJN</b>	Uttar Pradesh Jal Nigam
<b>UPPCL</b>	Uttar Pradesh Power Corporation Limited
<b>UPRNN</b>	Uttar Pradesh Rajkiya Nirman Nigam
<b>UPSIDCO</b>	Uttar Pradesh State Construction and Infrastructure Development Corporation Limited
<b>UPWSRP</b>	Uttar Pradesh Water Sector Restructuring Project
<b>USOF</b>	Universal Service Obligation Fund
<b>VCF</b>	Value capture finance
<b>VCIC</b>	Visakhapatnam–Chennai Industrial Corridor
<b>VIDC</b>	Vidarbha Irrigation Development Corporation
<b>VJNL</b>	Visvesvaraya Jala Nigam Limited
<b>VMRDA</b>	Visakhapatnam Metropolitan Region Development Authority
<b>VOC</b>	V. O. Chidambaranar Ports Trust
<b>WBIDC</b>	West Bengal Industrial Development Corporation Limited
<b>WBTPO</b>	West Bengal Trade Promotion Organisation
<b>WRD</b>	Water Resources Department, Assam
<b>WTP</b>	Water Treatment Plant
<b>YAP</b>	Yamuna Action Plan

## Conversion factors

<b>Rs 10 lakh</b>	Rs 1 million
<b>Rs 1 crore</b>	Rs 10 million
<b>Rs 100 crore</b>	Rs 1 billion
<b>Rs 1 lakh crore</b>	Rs 1 trillion
<b>\$1</b>	~Rs 71



# PORTS SECTOR

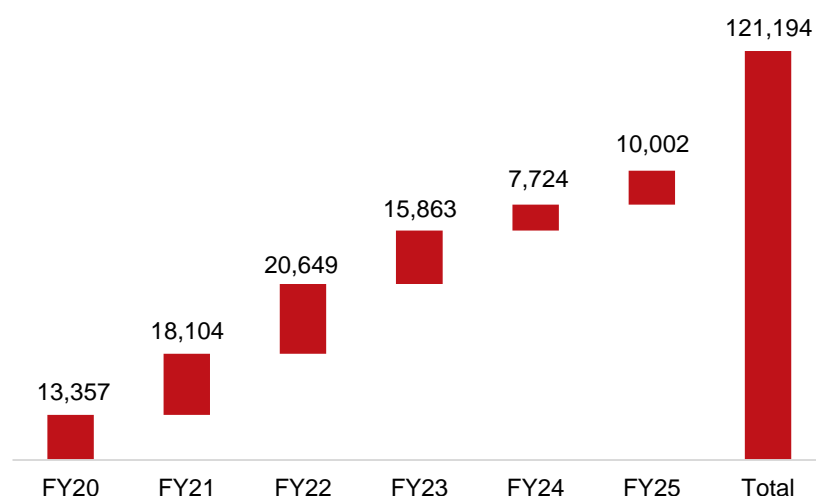


## Ports sector projects – Analytics

### Planned capital expenditure

An overall estimated capital expenditure of Rs 121,194 crore would be incurred in the ports sector during the period FY20 to FY25.

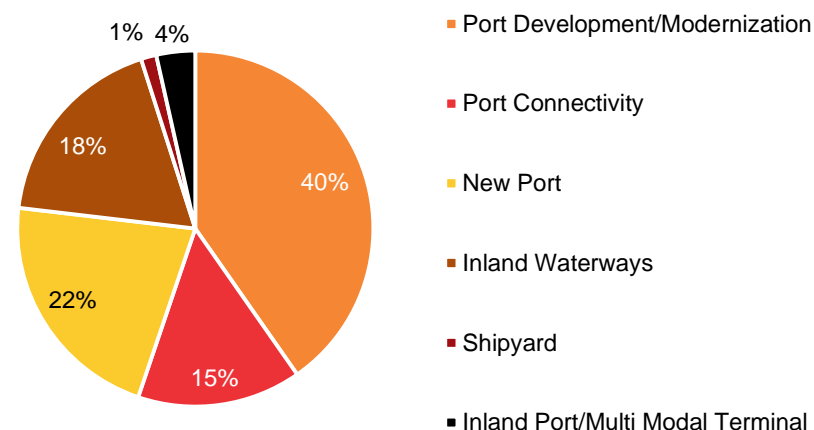
**Figure 1 Capital outlay over FY20-FY25<sup>1</sup> (Rs crore)<sup>2</sup>**



<sup>1</sup> All charts in Vol 3 are prepared based on PIRF submitted by various line ministries

<sup>2</sup> Total capital outlay includes projects for which year-wise phasing is not provided.

**Figure 2 Nature of projects to be implemented over FY20-FY25 (total value: Rs 121,194 crore)**



### Port development / modernisation

Under the Sagarmala initiative, the major themes for ports development/modernisation include ports mechanisation, draft enhancement (dredging) and new terminal development. To boost productivity at all major ports, higher capacity equipment are being installed. The draft at major ports is being increased to handle large-sized new-generation container vessels and super tankers. In order to handle increased traffic expected to arrive at Indian shores, new terminals and berths are being constructed. Overall, a capital expenditure of Rs 53,900 crore is expected to be incurred during FY20 to FY25 in modernising and developing existing ports. The major projects in this category include development of Jawaharlal Nehru Ports Trust (JNPT) Container Terminal 4 - Phase 2 (Rs 3,195 crore); deepening of inner harbour at Paradip Ports (Rs 2,175 crore); and development of transshipment ports at South Bay in the Andaman Islands (Rs 5,000 crore).

## New ports

Vadhavan Ports is being developed with the aim to ease pressure on JNPT, which is congested and is operating at full capacity. The ports is being developed at an estimated project cost of Rs 16,140 crore and an additional amount of Rs 35,100 crore is to be invested through the public-private partnership (PPP) mode to develop terminals and equipment infrastructure. Bhavanpadu Ports is being developed in Andhra Pradesh at an estimated cost of Rs 5,390 crore.

## Port connectivity

Connectivity is one of the critical enablers for ports, and the end-to-end effectiveness of the logistics system drives competitiveness for the shipping industry as well. With infusion of new technology and capacity building, the cumulative/ total capacity available at ports can match demand, but will not be able to handle additional traffic if the evacuation to and from the ports is restricted. In order to achieve this, several projects are being undertaken to augment rail and road connectivity with related capex amounting to Rs 13,940 crore to ensure smooth traffic flow and also to meet the requirements of the projected increase in traffic. Major projects in this category include Indore - Manmad-Mumbai-JNPT rail connectivity (Rs 8,900 crore); elevated four-lane road from Chennai Ports to Maduravoyl (National Highway 4 or NH-4) in Tamil Nadu (Rs 3,087 crore); evacuation road for container terminal – 330 m extension to Dubai Ports (DP) World terminal at JNPT; and construction of second exit road cum flyover at Paradip (Rs 106 crore).

## Inland waterways

Despite having an extensive network of inland waterways in the form of rivers, canals, backwaters and creeks, freight transportation by waterways is highly underutilised. Hence, in order to realise the potential, the government has been focusing on improving, building and promoting inland waterways infrastructure, which is also environment friendly, as a preferred mode of freight transportation. In order to achieve this, a capital outlay of Rs 19,950 crore would be incurred over FY20 to FY25. The major projects include Jal Marg Vikas Project implemented by the Inland Waterways Authority of India (Rs 4,150 crore), and inland waterways and Commamur.

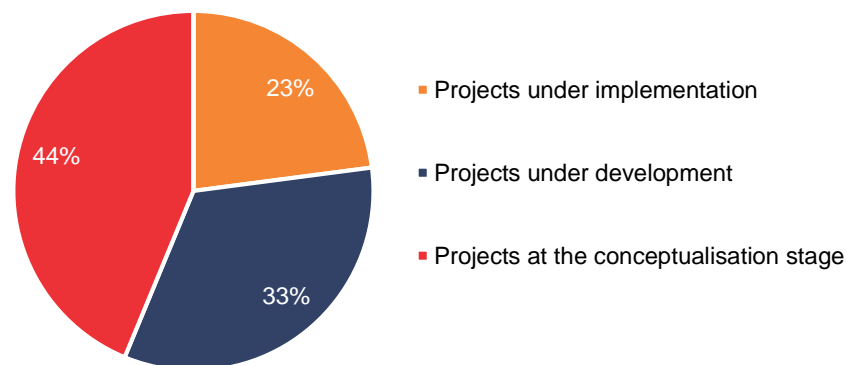
Canal development including river line ports in Andhra Pradesh (Rs 13,000 crore).

## Inland ports/multi-modal terminals

India's hinterland connectivity is mainly based on surface transport, i.e., road and rail, whereas pipelines are used only for transporting select commodities such as crude oil, refined petroleum products and natural gas. As in India, the major demand generating centres are in the hinterland, various inland ports and multi-modal terminals are being developed to reduce the logistics costs and the time variability with which cargo can delivered. Inland ports/ multi-modal terminals would enable enhanced connectivity between ports and the domestic production/consumption centres. In order to achieve this, an estimated capital expenditure of Rs 11,360 crore is planned over FY20 to FY25. The major projects in this category include dry ports in Nashik, Jalna, Wardha (Rs 800 crore), and multi-modal terminals at Varanasi and Sahibganj (Rs 700 crore).

## Progress made so far

**Figure 3 Breakdown by stage of project implementation as on Oct 31, 2019 (total value: Rs 121,194 crore)**



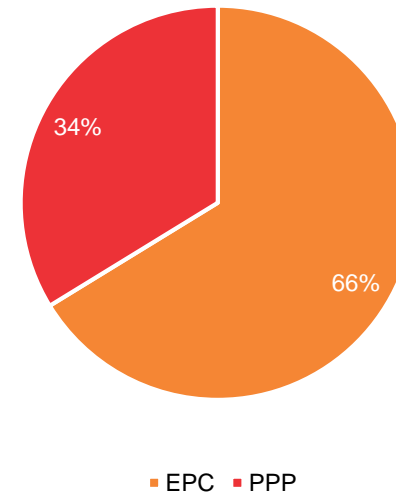
At present, projects utilising 44% of the capital outlay are still at the conceptualisation stage. Most of the projects in this category are related to new ports construction, improving ports connectivity, developing inland ports and multi-modal terminals, and existing ports modernisation. A substantial portion of land needs to be acquired for projects at conceptualisation stage under the category Greenfield ports development and ports connectivity enhancement. The projects in the conceptualisation stage include development of Vadhavan Ports in Maharashtra (Rs 16,120 crore); development of greenfield ports at Bhavanpadu in Andhra Pradesh (Rs 5,390 crore); development of Ramayapatnam Ports in Andhra Pradesh (Rs 5,000 crore); and construction of flyover at Paradip Ports to improve connectivity (Rs 106 crore).

The major projects under implementation include Jal Marg Vikas Project (Rs 4,150 crore); development of LNG terminal at Jafrabad in Gujarat (Rs 2,830 crore); and development of captive SPM terminal near old Mundra Ports, Kutch (Rs 2,780 crore).

The major projects under development include development of JNPT Container Terminal 4 - Phase 2 (Rs 3,195 crore); deepening of inner harbour at Paradip Ports for handling capsized vessels (Rs 2,174 crore); and development of LNG terminal by HPCL Shapoorji Energy in Gujarat (Rs 5,410 crore).

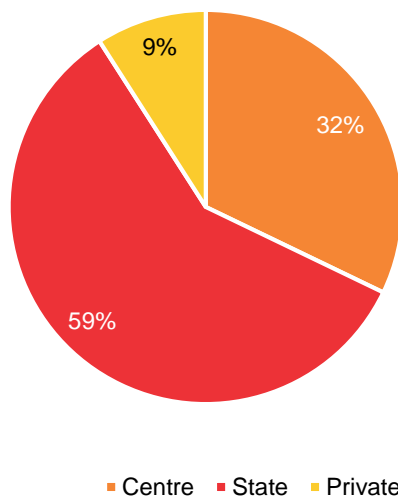
## Implementation approach

**Figure 4 Breakdown by mode of implementation**  
(total value: Rs 121,194 crore)



Projects utilising 66% of the capital outlay over FY20 to FY25 are being implemented through the engineering, procurement and construction (EPC) route. Most of the capital expenditure being undertaken to improve ports connectivity and developing inland waterways, is being done through the EPC route. The major projects being implemented through the PPP route include development of JNPT Container Terminal 4 - Phase 2 (Rs 3,195 crore); construction of elevated road from Chennai Ports to Maduravoyl (NH-4) (Rs 3,085 crore); development of transshipment ports at South Bay in the Andaman Islands (Rs 5,000 crore); construction of container terminal - Phase I (Stage II), 330 m quay length, at Kamarajar Ports Limited or KPL (Rs 558 crore), and development of LNG terminal at Jafrabad in Gujarat (Rs 2,800 crore).

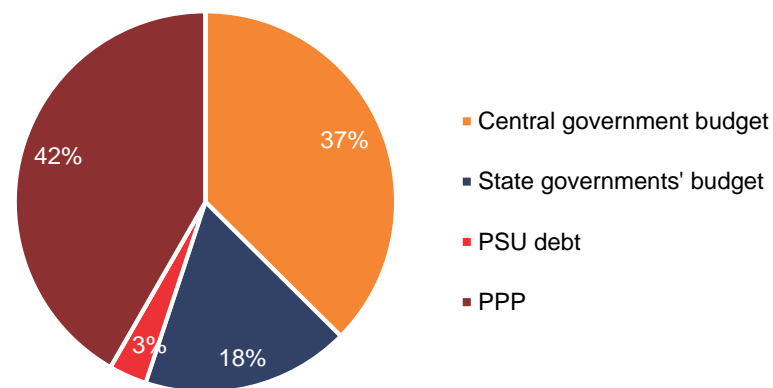
**Figure 5 Breakdown by implementing agency (total value: Rs 121,194 crore)**



The main implementing agencies by capital expenditure over FY20 to FY25 are major ports trusts (~Rs 30,900 crore); JNPT (Rs 30,625 crore); and the Inland Waterways Authority of India (Rs 17,250 crore).

## Sources of financing

**Figure 6 Breakdown by sources of financing (total value: Rs 121,194 crore)**



## Project list for the Ministry of Shipping

**Table 1 Project list for the Ministry of Shipping**

Total number of projects – 58; projects under implementation – 36; projects under development– 13; projects under conceptualisation – 9

Sr. no.	Project	Mode of implementation	Implementing agency	Name of implementing agency	Estimated TPC (Rs crore)	FY20	FY21	FY22	FY23	FY24	FY25	Total capital outlay FY20-FY25 (Rs. crore)
<b>Projects under implementation</b>												
1	Strengthening & restructuring of yards behind shallow water berth	EPC	Major ports trusts	JNPT	115	110	-	-	-	-	-	110
2	Construction of flyover near North Gate Complex on container road in JN Ports	EPC	Major ports trusts	JNPT	127	25	-	-	-	-	-	25
3	Construction of flyover at Y junction near Ports Users Building in JN Ports	EPC	Major ports trusts	JNPT	102	20	-	-	-	-	-	20
4	Development of SEZ at JNPT	EPC	Major ports trusts	JNPT	565	335	-	-	-	-	-	335
5	Construction of central truck parking terminal at JNPT	EPC	Major ports trusts	JNPT	149	25	-	-	-	-	-	25
6	Evacuation road for container terminal – 330 m extension to DPW terminal at JNPT	EPC	Major ports trusts	JNPT	101	29	45	26	-	-	-	100
7	Construction of 3rd line rail connectivity from Jasai to JNPT for fourth container terminal	EPC	Major ports trusts	JNPT	126	86	-	-	-	-	-	86
8	JNPT Part I development of DFC compliant common rail yard JNPT Part II development of DFC compliant common rail yard; modification to ROB	EPC	Major ports trusts	JNPT	267	80	67	-	-	-	-	147

Sr. no.	Project	Mode of implementation	Implementing agency	Name of implementing agency	Estimated TPC (Rs crore)	FY20	FY21	FY22	FY23	FY24	FY25	Total capital outlay FY20-FY25 (Rs. crore)
9	Construction of coastal berth at JNPT	EPC	Major ports trusts	JNPT	143	36	-	-	-	-	-	36
10	Container scanners – JNPT	EPC	Major ports trusts	JNPT	135	68	-	-	-	-	-	68
11	Development of basic amenities in land to be allotted under 12.5% scheme of Government of Maharashtra to JNP PAPs (development scheme for PAPs)	EPC	Major ports trusts	JNPT	358	40	150	168	-	-	-	358
12	Dry ports at Wardha	EPC	Major ports trusts	JNPT	477	310	-	-	-	-	-	310
13	Dry ports at Jalna	EPC	Major ports trusts	JNPT	360	190	-	-	-	-	-	190
14	Development of additional liquid cargo jetty - JNPT	EPC	Major ports trusts	JNPT	309	120	120	60	-	-	-	300
15	Rail connectivity to Berth no. 13 to 16 from take-off point to west end of berth	EPC	Major ports trusts	Deendayal Ports Trust (DPT)	109	33						33
16	Dredging Plan - Phase IV: (a) capital and maintenance for SIOTL berth, approach basin and channel	EPC	Central PSU	KPL	154	33	121					154
17	Construction of container terminal - Phase I (Stage II), 330 m quay length at KPL on DBFOT basis	PPP	Private sector	KPL	558	25	225	308				558
18	Modification of existing iron ore terminal to also handle coal by SIOTL on DBFOT basis	PPP	Central PSU	KPL	229	125	29					154
19	Improvement of southern ports access road (4 laning of NCTPS & KPL road from Vallur Junction to KPL main gate to a length of 7.1 km) on	EPC	Central PSU	KPL	195	30	70	92				192

Sr. no.	Project	Mode of implementation	Implementing agency	Name of implementing agency	Estimated TPC (Rs crore)	FY20	FY21	FY22	FY23	FY24	FY25	Total capital outlay FY20-FY25 (Rs. crore)
	deposit basis to TNRDC (project cost: Rs 195 crore) - Phase I (awarded cost: Rs 32 crore)											
20	Development of oil jetty to handle liquid cargo and ship bunkering terminal at old Kandla	PPP	Central PSU	DPT	234							
21	Development of marine liquid terminal facilities consisting of SPM and two product berths in KPL waters at OOT, Vadinar, Kandla Ports on captive use basis	PPP	Central PSU	DPT	448	5	143	300				448
22	Construction of Oil Jetty no. 8 at old Kandla through internal resources		Central PSU	DPT	100	5	50	45				100
23	Mumbai International Cruise Terminal at Mumbai Ports	PPP	Major ports trusts	Mumbai Ports Trust	441	100	70	113	114			397
24	Construction of balance portion of 4-lane ports connectivity	EPC	Major ports trusts	Mormugao Ports Trust	546	233	-	-	-	-		233
25	Development of fishing harbour at Kulai, Mangaluru, DK	EPC	Sagarmala / New Mangalore Ports Trust / GoK	New Mangalore Ports Trust	197	10	50	50	50	37	-	197
26	Mechanisation of berth no. 14 for handling containers and other cargo on DBFOT basis	PPP	SPV	New Mangalore Ports Trust	281	127			153			281
27	Construction of Berth no. 17	EPC	New Mangalore Ports Trust	New Mangalore Ports Trust	225		25	100	100			225
28	Development of new iron ore berth for handling iron ore exports at Paradip Ports on BOT basis	PPP	Major ports trusts	Paradip Ports Trust	740	185						185

Sr. no.	Project	Mode of implementation	Implementing agency	Name of implementing agency	Estimated TPC (Rs crore)	FY20	FY21	FY22	FY23	FY24	FY25	Total capital outlay FY20-FY25 (Rs. crore)
29	Improving the capacity utilisation of OR-I & OR-II berths in inner harbour of Visakhapatnam Ports	EPC	Major ports trusts	Visakhapatnam Ports Trust	168	41	50	55	13	-		159
30	Development of multi-purpose terminal by replacing existing EQ2 to EQ5 berths to cater to 14.00 m draft vessels in inner harbour of Visakhapatnam Ports Trust	EPC	Major ports trusts	Visakhapatnam Ports Trust	191	10	-	-	-	-	-	10
31	Extension of the existing container terminal at Visakhapatnam Ports Trust on DBFOT basis (executing agency VCTPL)	PPP	Major ports trusts	Visakhapatnam Ports Trust	633	285	305	-	-	-	-	590
32	Flyover at Ranichak	EPC	Haldia Dock Complex, KoPT	NHAI	128	32					-	32
33	Setting up of 2nd railway line from Durgachak to HDC railway system	EPC	Haldia Dock Complex, KoPT	IPRCL	117	39						39
34	New dry dock project of Cochin Shipyard Limited	EPC	Central PSU	Cochin Shipyard Limited, Kochi	1,799	350	370	650	131			1,501
35	International ship repair facility project of Cochin Shipyard Limited	EPC	Central PSU	Cochin Shipyard Limited, Kochi	970	250	260	10	176			696
36	Jal Marg Vikas Project	EPC	Central government	Inland Waterways Authority of India	5,369	550	1,050	1,236	950	365		4,151
<b>Projects under development</b>												
37	Replacement and revamping of pipeline project in oil jetty area, Kandla	EPC	Major ports trusts	DPT	170	43	43	85				170
38	Mechanisation of fertiliser handling facility at Berth 14, Deendayal Ports Trust	EPC	Major ports trusts	DPT	277	139	139					277

Sr. no.	Project	Mode of implementation	Implementing agency	Name of implementing agency	Estimated TPC (Rs crore)	FY20	FY21	FY22	FY23	FY24	FY25	Total capital outlay FY20-FY25 (Rs. crore)
39	Construction of IOCL captive jetty on captive user basis	EPC	Central PSU	KPL	465	25	125	150	165			465
40	Development of international and domestic cruise terminal and allied facilities at Mormugao Ports	EPC	Major ports trusts	Mormugao Ports Trust	153	75	78	-	-	-		153
41	Deepening of inner harbour for handling of capsized vessels at Paradip Ports by dredging up to (-)20 m	EPC	Major ports trusts	Paradip Ports Trust	3,025	NIL	652	652	870	NIL	NIL	2,174
42	Design, build 5 MLD capacity desalination plant at VOC Ports Trust, Tuticorin, and operation and maintenance for 20 years	EPC	VOC Ports Trust	VOC Ports Trust	275	3	85	7	7	7	7	118
43	Mechanisation of Berth no. 3 of HDC, on DBFOT basis	PPP	Major ports trusts	Haldia Dock Complex, KoPT	332	133	133	66				332
44	Construction of liquid cargo handling facility at Shalukkhali	PPP	Major ports trusts	Haldia Dock Complex, KoPT	172	52	86	34				172
45	Operation, management and development of multi-modal terminal at Varanasi	PPP	Private sector	Selection in process	555	-	-	-	-	335		335
46	JNPT Container Terminal 4 - Phase 2	PPP	Major ports trusts	JNPT	3,196	1,065	1,065	1,065	-	-	-	3,196
47	Development of 4-lane road connectivity from existing east break waters up to convent junction	EPC	Major ports trusts	NHAI	159		30	60	69			159
48	New four-lane elevated road from Chennai Ports to Maduravoyl (NH-4) in Tamil Nadu	PPP	Major ports trusts	NHAI	3,088		1,029	1,029	1,029			3,088

Sr. no.	Project	Mode of implementation	Implementing agency	Name of implementing agency	Estimated TPC (Rs crore)	FY20	FY21	FY22	FY23	FY24	FY25	Total capital outlay FY20-FY25 (Rs. crore)
49	Operation, management and development of multi-modal terminal at Sahibganj	PPP	Private sector	Selection in process	376							-
50	Development of freight village at Varanasi	PPP	Private sector	Inland Waterways Authority of India	495							-
<b>Project at conceptualisation</b>												
51	Dry ports at Niphad in Nashik district	EPC	Major ports trusts	JNPT	300	105	95	100	-	-		300
52	Vadhavan Ports project. Estimated project cost	EPC	Major ports trusts	JNPT	16,140	1,951	2,670	3,686	2,335	332	5,145	16,120
53	Indore-Manmad-Mumbai-JNPT rail connectivity	EPC	Joint venture	JNPT	8,943	890	890	1,780	1,780	1,780	1,780	8,900
54	Marina at Mumbai Ports	PPP	Major ports trusts	Mumbai Ports Trust	360	100	120	120	20			360
55	FSRU at Mumbai Ports	PPP	Major ports trusts	Mumbai Ports Trust	900	200	300	300	100			900
56	Construction of 2nd exit road cum flyover at Paradip as part of additional ports connectivity	EPC	Major ports trusts	Paradip Ports Trust	106		32	64	11			106
57	Development of flyover sea horse junction to dock area in Visakhapatnam Ports Trust (DPR has been ordered to IPRCL)	EPC	Major ports trusts	Visakhapatnam Ports Trust	180		20	30	50	80		180
58	Operation, management and development of multi-modal terminal at Haldia	PPP	Private sector	Selection yet to commence	100							
<b>Total</b>					<b>56,932</b>	<b>8,724</b>	<b>10,793</b>	<b>12,442</b>	<b>8,123</b>	<b>2,935</b>	<b>6,933</b>	<b>49,950</b>

## State data - Project list for shipping

**Table 2 State data - Project list for shipping**

Total number of projects – 52; projects under implementation – 13; projects under development – 24; projects under conceptualisation – 15

Sr. no.	Project	Implementing agency	Name of implementing agency	Mode of implementation	Estimated TPC (Rs crore)	FY20	FY21	FY22	FY23	FY24	FY25	Total capital outlay FY20-FY25 (Rs crore)
<b>Projects under development</b>												
1	Transshipment ports at South Bay - Phase I	Andaman and Nicobar	PMB	PPP	5,000	120	380	500	1,500	1,500	1,000	5,000
2	Floating dry dock at Ports Blair harbour	Andaman and Nicobar	PMB	PPP	60	10	40	10	-	-	-	60
3	Yacht marina at Hathitapu	Andaman and Nicobar	ALHW	EPC	78	12	2	12	14	10	28	78
4	Upgradation of Phoenix Bay terminal	Andaman and Nicobar	ALHW	EPC	225	-	-	115	-	110	-	225
5	Gaming on board offshore vessels	Andaman and Nicobar	PMB	PPP	150	-	-	50	50	50	-	150
6	Major harbour at Diglipur	Andaman and Nicobar	ALHW	EPC	800	-	1	99	300	300	100	800
7	Reconstruction of jetty at NSCB Island	Andaman and Nicobar	ALHW	EPC	24	-	-	12	12	-	-	24
8	Upgradation of ports	Andaman and Nicobar	ALHW	EPC	30	10	10	10	-	-	-	30
9	Upgradation of Campbell Bay/ passenger terminal at Swaraj Island / separate approach at Swaraj Island / maintenance of dredging of navigational area inside MUS Harbour in Car Nicobar	Andaman and Nicobar	ALHW	EPC	66	17	20	22	8	-	-	66
10	Development of 3 uncut portions of West Cost Canal between Mahe and Valapattanam	Kerala government	Coastal Shipping and Inland		650	150	250	250				650

Sr. no.	Project	Implementing agency	Name of implementing agency	Mode of implementation	Estimated TPC (Rs crore)	FY20	FY21	FY22	FY23	FY24	FY25	Total capital outlay FY20-FY25 (Rs crore)
			Navigation Department (CSIND)									
11	Development of Neeleeswaram-Bekall Reach of West Coast Canal	Kerala government	CSIND		200	50	75	75				200
12	Re-construction of 20 bridges across West Coast Canal	Kerala government	CSIND		400	100	150	150				400
13	Construction of 5 nos. navigation locks across West Coast Canal	Kerala government	CSIND		150	50	50	50				150
14	Development of greenfield commercial ports at Kona village, East Godavari district of Andhra Pradesh	Andhra Pradesh government	Kakinada Gateway Ports Limited	PPP	2,623			800	800	1,023		2,623
15	Inland waterways and Commamur canal development including river line ports	Andhra Pradesh government	IWAI		13,000							13,000
16	Revival of private jetty at Mithi Rohar, taluka Gandhidham, district Kutch	State government/union territory	Ahir Salt & Allied Products Private Limited	PPP	192							192
17	Development of private jetty	State government/union territory	Mata Sita Devi Infrastructure & Research Private Limited	PPP	166							166
18	Construction of new jetty on south side of USL Jetty at Navlakhi Ports	State PSU/ sate parastatal or nodal agency	Gujarat Maritime Board	EPC	192							192
19	Construction of captive jetty by Rohit Surfactants Private Limited	Private sector	Rohit Surfactants Private Limited	PPP	249							249
20	LNG regassification terminal at Chhara by HSEPL under sub-concession	Private sector	HPCL Shapoorji Energy Private Limited	PPP	5,411							5,411

Sr. no.	Project	Implementing agency	Name of implementing agency	Mode of implementation	Estimated TPC (Rs crore)	FY20	FY21	FY22	FY23	FY24	FY25	Total capital outlay FY20-FY25 (Rs crore)
21	Development of 3 uncut portions of West Coast Canal between Mahe and Valapattanam	State government	CSIND	EPC	650	150	250	250				650
22	Re-construction of 20 bridges across West Coast Canal	State government	CSIND	EPC	400	100	150	150				400
23	Construction of 5 nos. navigation locks across West Coast Canal	State government	CSIND	EPC	150	50	50	50				150
24	Development of 200 safer jetties in national waterways and Sundarbans islands for safe river transport	State government/union territory		EPC	1,000	160	160	160	160	160	200	1000
25	Development of LPG terminal at Chhara	Private Sector	West Coast Liquid Terminal Pvt Ltd	PPP	1,382	20	300	400	647			1,367

#### Projects under implementation

1	Extension of marine dry dock	Andaman and Nicobar	ALHW	EPC	124	30	30	29	-	-	-	89
2	Modernisation of marine dockyard, vendor eco-system and ship repair system in Andaman and Nicobar Islands	Andaman and Nicobar	Cochin Shipyard Limited	EPC	100	20	20	20	20	20	-	100
3	Reverse chartering of MV Onge and MV Pilomillow	Andaman and Nicobar		EPC	80	15	15	15	15	20	-	80
4	Construction of tourism jetty at Kashid, district Raigad	Maharashtra government	Maharashtra Maritime Board	EPC	113	56	56					113
5	Development of fisheries harbour at Kranja, district Raigad	Maharashtra government	Maharashtra Maritime Board	EPC	150	105	44					149
6	4-lane road connectivity from existing 2-lane road from Kakinada Ports to NH-16 at Rajanagaram	Andhra Pradesh government	APRDC	EPC	600							600

Sr. no.	Project	Implementing agency	Name of implementing agency	Mode of implementation	Estimated TPC (Rs crore)	FY20	FY21	FY22	FY23	FY24	FY25	Total capital outlay FY20-FY25 (Rs crore)
7	Greenfield commercial Kakinada SEZ Ports	Andhra Pradesh government	PCPIR	PPP	2,123	265	531	531	531	265		2,123
8	Development of captive jetty at Kori creek, Kutch	State government/union territory	Adani Cementation Limited	PPP	845							845
9	Development of captive SPM terminal near old Mundra Ports, Kutch	State government/union territory	HPCL-Mittal Pipelines Limited	PPP	2,781							2,781
10	Development of captive jetty at Kori creek, Kutch	State government/union territory	Shree Cement Limited	PPP	558							558
11	Development of LNG terminal at Jafrabad	SPV	Swan LNG Private Limited	PPP	3,976	943	943	943	-	-	-	2,828
12	Bulk terminal	Private sector	Simar Ports Private Limited	PPP	3,322							3,322
13	West Bengal inland water transport and logistics, spatial development project funded by the World Bank	State government/union territory		EPC	1,021	150	150	150	150	150	271	1,021
14	Development of Greenfield ports at Chhara	Private Sector	Simar Ports Pvt Ltd	PPP	4000	900	1200	1200				3300
<b>Projects under conceptualisation</b>												
1	Improvement of Kakinada Anchorage Ports infrastructure in East Godavari district, Andhra Pradesh	Andhra Pradesh government	Department of Ports, Andhra Pradesh	EPC	100	20	80					100
2	Development of greenfield ports at Bhavanapadu, Srikakulam district, Andhra Pradesh	Andhra Pradesh government	Department of Ports, Andhra Pradesh	EPC	5,390		1,500	900	900	900	1,190	5,390
3	Development of deep water ports at Machilipatnam, Krishna district, Andhra Pradesh	Andhra Pradesh government	Department of Ports, Andhra Pradesh	EPC	4,500	1,000	1,000	1,000	1,500			4,500

Sr. no.	Project	Implementing agency	Name of implementing agency	Mode of implementation	Estimated TPC (Rs crore)	FY20	FY21	FY22	FY23	FY24	FY25	Total capital outlay FY20-FY25 (Rs crore)
4	Development of Ramayapatnam Ports, Prakasam district, Andhra Pradesh	Andhra Pradesh government	Department of Ports, Andhra Pradesh	EPC	5,000	1,000	1,000	1,500	1,500			5,000
5	Port-based gas/LNG terminals	Andhra Pradesh government	Department of Ports, Andhra Pradesh		2,000							2,000
6	Development of captive ports at Meghavaram, Srikakulam district, Andhra Pradesh	Andhra Pradesh government	Department of Ports, Andhra Pradesh		600							600
7	Development of captive ports at Nakkapalli, Visakhapatnam district, Andhra Pradesh	Andhra Pradesh government	Department of Ports, Andhra Pradesh		479							479
8	Development of ultra-modern fishing harbour at Baruva with food processing unit & container freight station	Andhra Pradesh government	Department of Ports, Andhra Pradesh		600							600
9	Development of luxury and pleasure ports at Calingapatnam, Srikakulam district, Andhra Pradesh	Andhra Pradesh government	Department of Ports, Andhra Pradesh		300							300
10	Development of ship building & ship repair yard at Bheemunipatnam, Visakhapatnam district, Andhra Pradesh	Andhra Pradesh government	Department of Ports, Andhra Pradesh		800							800
11	Development of storage terminal for oils & natural gases at Antarvedi, East Godavari district, Andhra Pradesh	Andhra Pradesh government	Department of Ports, Andhra Pradesh		800							800
12	Port-led MSME parks	Andhra Pradesh government	Department of Industries, Andhra Pradesh		500							500

Sr. no.	Project	Implementing agency	Name of implementing agency	Mode of implementation	Estimated TPC (Rs crore)	FY20	FY21	FY22	FY23	FY24	FY25	Total capital outlay FY20-FY25 (Rs crore)
13	Development of third jetty	Private sector	Petronet LNG Limited	PPP	2,100	-	-	-	-	-	-	2,100
14	LPG terminal by WCLTPL under sub-concession	Private sector	West Coast Liquid Terminal Private Limited	PPP	1,400	-	280	280	280	280	280	1,400
15	Development of Neeleeswaram-Bakel Reach of West Coast Canal	State government	CSIND	EPC	200	50	75	75				200
<b>Total</b>					<b>72,429</b>	<b>4,633</b>	<b>7,311</b>	<b>8,207</b>	<b>7,740</b>	<b>4,789</b>	<b>3,069</b>	<b>71,244</b>



# AIRPORTS SECTOR

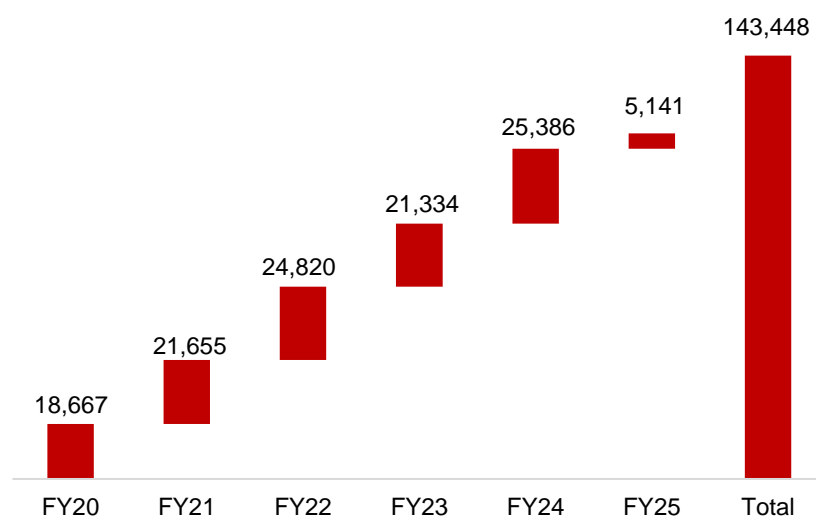


## Airports sector projects - Analytics

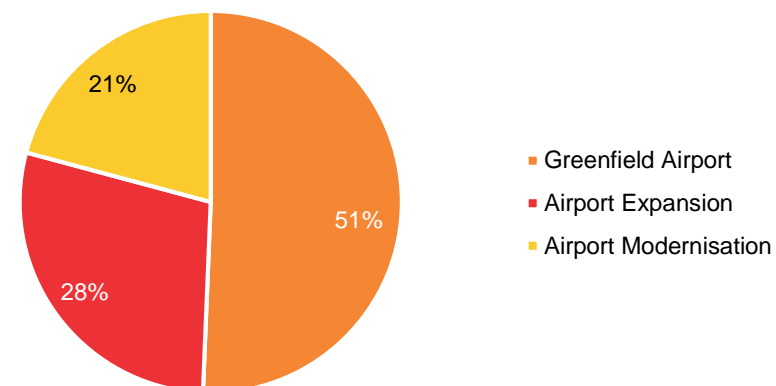
### Planned capital expenditure

An overall estimated capital expenditure of Rs 143,448 crore would be incurred in the airports sector during the period FY20 to FY25.

**Figure 7 Capital outlay over FY20-FY25 (Rs crore)<sup>3</sup>**



**Figure 8 Nature of projects to be implemented over FY20-FY25 (total value: Rs 143,448 crore)**



### Greenfield airports

An estimated total capital expenditure of Rs 72,662 crore would be incurred over FY20 to FY25 for developing Greenfield airports in different parts of the country. The projects include Navi Mumbai international airports (Rs 16,250 crore), Noida international airports near Jewar (Rs 8,638 crore), Purandar airports near Pune (Rs 19,000 crore), Mopa airports in Goa (Rs 3,000 crore), and Bhogapuram airports in Andhra Pradesh (Rs 3,000 crore).

<sup>3</sup> Total capital outlay includes projects for which year-wise phasing is not provided.

## Airport expansion and modernisation

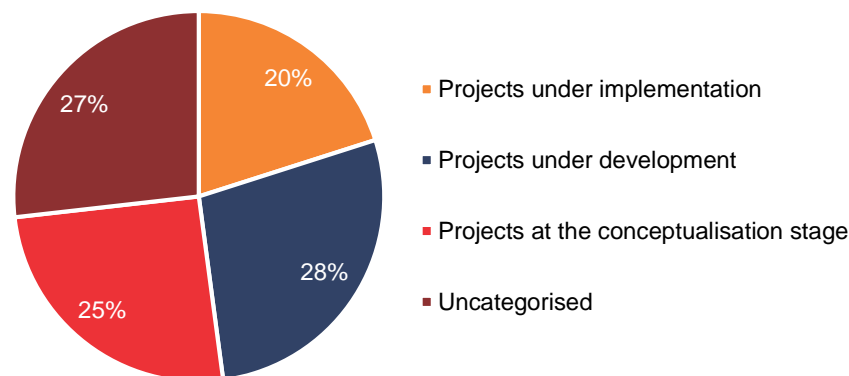
Given that air traffic is set to increase manifold in India, an estimated total capital outlay of Rs 70,786 crore is being planned to increase capacity handling at major airports. For this, a number of projects involving constructing new terminals, runways, taxiway, and parking capacity, are being undertaken. A lot of airports are being developed under the Regional Connectivity Scheme-Ude Desh Ka Aam Nagrik (RCS-UDAN), and terminal buildings are being expanded to improve amenities and passenger handling capacity. In order to address the capacity constraints, steps are being taken to upgrade airports by adding new runways and new terminal buildings at Delhi, Bengaluru and Hyderabad. The airports capacity at Delhi is expected to increase to 110 million by 2023, 56 million at Bengaluru by 2022 and 36 million at Hyderabad by 2024. In addition, Jewar will come up as second airports in Delhi, and Navi Mumbai airports will be commissioned by 2023. Also, various airports in Tier 2 and 3 cities are being modernised for better customer amenities, such as in Lucknow, Leh, Jabalpur, Tiruchirappalli and Surat.

### Key projects expected to be commissioned during FY20-FY25

Many marquee projects undertaken such as new Greenfield airports (Navi Mumbai international airport, Noida international airport, Rajkot airport, Mopa airport, new Pune airport, Dholera international airport, Bhogapuram airport, Itanagar airport, etc.) would be commissioned during this period.

## Progress made so far

**Figure 9 Breakdown by stage of project implementation as on Oct 31, 2019 (total value: Rs 143,448 crore)**



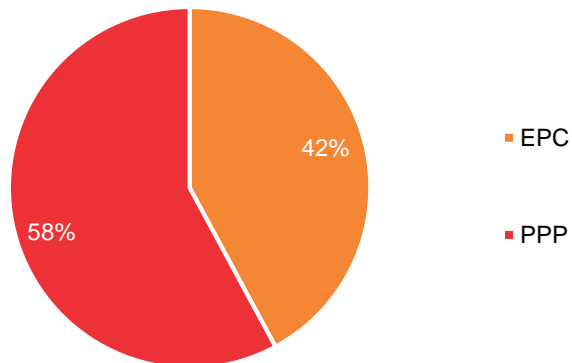
At present, projects comprising 27% of the capital outlay are in the implementation stage with most of the projects scheduled to be completed by FY22. Projects comprising 28% of the capital outlay are in the development stage, while projects comprising 25% of the capital outlay are in the conceptualisation stage.

Major projects under implementation include expansion of major airports such as Indira Gandhi International Airport, New Delhi, Phase 3 (~Rs 9,800 crore), and Rajiv Gandhi International Airport, Hyderabad (Rs 4,900 crore); modernisation of Chennai airports (Rs 2,330 crore); and construction of new terminal building at Lucknow airports (Rs 1,230 crore).

Major projects in the development stage include development of Greenfield airports at Jewar (Rs 8,640 crore); Greenfield airports at Hirasar, Rajkot (Rs 1,400 crore); and Agatti airports in Lakshadweep (Rs 1,524 crore).

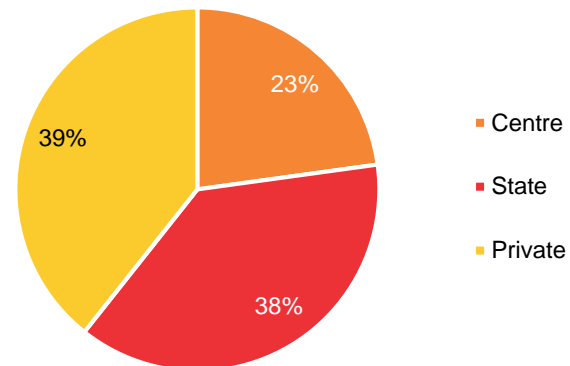
## Implementation approach

**Figure 10 Breakdown by mode of implementation**  
(total value: Rs 143,448 crore)



58% of the capital outlay over FY20 to FY25 is being implemented through the PPP route. All the new major Greenfield airports are being developed through the PPP route. Airports expansion work being carried out at existing major airports, i.e., Bengaluru and Hyderabad, is also being done through the PPP route. The major projects being undertaken through the PPP route include development of new airports at Navi Mumbai (Rs 16,250 crore), Jewar (Rs 8,638 crore), Mopa in Goa (Rs 3,000 crore), and Bhogapuram (Rs 3,000 crore), and expansion and modernisation of Bengaluru international airports (Rs 16,190 crore).

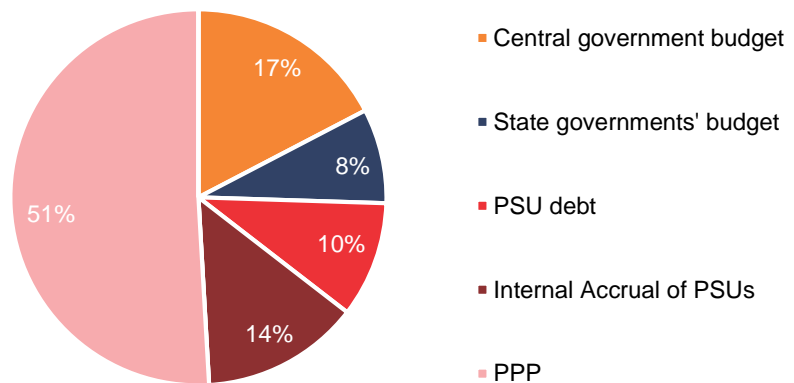
**Figure 11 Breakdown by implementing agency**  
(total value: Rs 143,448 crore)



Many of the new/existing airports being developed under the RCS are being implemented by a joint venture between the Airports Authority of India (AAI) and the respective state government. The main implementing agencies by capital expenditure over FY20 to FY25 are the AAI (Rs 38,320 crore); Bangalore International Airports Limited (Rs 16,190 crore); Delhi International Airports Limited (Rs 9,794 crore); and Hyderabad International Airports Limited (Rs 4,900 crore).

## Sources of financing

Figure 12 Breakdown by sources of financing (total value: Rs 143,448 crore)



## Project list for the Ministry of Civil Aviation

**Table 3 Project list for the Ministry of Civil Aviation**

Total number of projects – 58; projects under implementation – 29; projects under development – 18; projects under conceptualisation – 7; uncategorized - 4

Sr. no.	Project	Implementing agency	Name of implementing agency	Mode of implementation	Estimated TPC (Rs crore)	FY20	FY21	FY22	FY23	FY24	FY25	Total capital outlay FY20-FY25 (Rs crore)
<b>Projects under implementation</b>												
1	Upgradation of Jabalpur airports and allied works	Central PSU	AAI	EPC	197	10	90	97				197
2	Extension of terminal building at Surat airports	Central PSU	AAI	EPC	186	15	100	71				186
3	Development of Tuticorin airports and allied works	Central PSU	AAI	EPC	107	5	95	7		-	-	107
4	Construction of staff quarters at Coimbatore international airports & construction of new residential staff quarters, CISF barracks, dog kennel & community hall at old wireless station at Trichy	Central PSU	AAI	EPC	114	5	50	59			-	114
5	Extension of F-taxi track from proposed bay no. C-13 to 19R & from 19R to 19L, construction of 03 nos. RETs, 04 nos. aprons, shoulders and box culverts at different locations of NSCBI Airport, Kolkata	Central PSU	AAI	EPC	390	60	200	130	-	-	-	390
6	Development of new civil enclave at Kanpur (Chakeri) airports - Design & build basis	Central PSU	AAI	EPC	169	15	80	74	-	-	-	169

Sr. no.	Project	Implementing agency	Name of implementing agency	Mode of implementation	Estimated TPC (Rs crore)	FY20	FY21	FY22	FY23	FY24	FY25	Total capital outlay FY20-FY25 (Rs crore)
7	Construction of new integrated terminal building, control tower cum technical block, apron, link taxiway and associated works at Imphal international airport, Imphal, Manipur	Central PSU	AAI	EPC	736	120	175	225	216	-		736
8	Construction of new greenfield airports at Holongi, Itanagar, Arunachal Pradesh	Central PSU	AAI	EPC	646	100	200	200	146			646
9	Development of Tuticorin airports Construction of terminal building, ATC tower, fire station and miscellaneous works	Central PSU	AAI	EPC	200	1	50	120	29			200
10	Development of joint use civil enclave for AAI and IAF at Bihta	Central PSU	AAI	EPC	951	15	200	335	401			951
11	Construction of new integrated terminal building at Dehradun airports (item rate contract)	Central PSU	AAI	EPC	457	90	130	100	71			391
12	Construction of combined operational complex of DGCA, BCAS, AAIB, AERA & AAI at Safdurjung airports (item rate contract)	Central PSU	AAI	EPC	304	63	88	79				230
13	Construction of new terminal building at Leh airports (item rate contract)	Central PSU	AAI	EPC	480	39	90	150	150	51		480
14	Construction of new integrated terminal building at Lucknow airports (item	Central PSU	AAI	EPC	1,383	199	258	258	258	258		1,231

Sr. no.	Project	Implementing agency	Name of implementing agency	Mode of implementation	Estimated TPC (Rs crore)	FY20	FY21	FY22	FY23	FY24	FY25	Total capital outlay FY20-FY25 (Rs crore)
	rate contract) (Lucknow airports is likely to be handed over to PPP by April 2020)											
15	Construction of new integrated terminal building & associated works at Agartala airport, Agartala, Tripura (item rate contract)	Central PSU	AAI	EPC	438	134	138	-	-	-		272
16	Construction of new integrated terminal building at Guwahati airports (item rate contract)	Central PSU	AAI	EPC	1,142	148	165	250	250	158		971
17	Construction of link parallel taxi track (Phase II) and grading of basic strip at south side of Mangaluru international airports (item rate contract)	Central PSU	AAI	EPC	121	30	36					66
18	Modification / expansion of existing integrated terminal building (Arrival side) at Mangaluru international airports (item rate contract)	Central PSU	AAI	EPC	132	23	89					112
19	Extension of runway along with strengthening of existing runway, apron and provision of RESA and associated works for Code E type of aircraft at Tirupati airports (item rate contract)	Central PSU	AAI	EPC	177	50	100	16				166
20	Upgradation of passenger terminal building and airside facilities at Tiruchirappalli international	Central PSU	AAI	EPC	951	200	450	249				899

Sr. no.	Project	Implementing agency	Name of implementing agency	Mode of implementation	Estimated TPC (Rs crore)	FY20	FY21	FY22	FY23	FY24	FY25	Total capital outlay FY20-FY25 (Rs crore)
	airport, Trichy (item rate contract)											
21	Modernisation of Chennai airports - Phase II (item rate contract)	Central PSU	AAI	EPC	2,467	260	500	750	820			2,330
22	Construction of NITB and associated works at Pune	Central PSU	AAI	EPC	360	60	100	180	20	-	-	360
23	Upgradation of Jabalpur airports to make it suitable for operation of AB-320 type of aircraft Extension of runway and associated work (item rate contract)	Central PSU	AAI	EPC	123	75	43					118
24	C/o New integrated terminal building at VSI Airport, Ports Blair (item rate contract)	Central PSU	AAI	EPC	441	128	100	39				267
25	C/o Runway, taxi track, apron, isolation bay, perimeter road including earth work and other allied works at Deoghar airport (item rate contract)	Central PSU	AAI	EPC	109	45						45
26	C/o ATC tower cum technical block at NSCBI Airport, Kolkata (item rate contract)	Central PSU	AAI	EPC	220	70	88					158
27	C/o New domestic terminal building and allied works at Patna airport (item rate contract)	Central PSU	AAI	EPC	539	50	220	256				526
28	At Delhi International Airports Limited. Phase 3	Central PSU	Delhi International	EPC	9,794	4,187	3,406	2,076	125	-	-	9,794

Sr. no.	Project	Implementing agency	Name of implementing agency	Mode of implementation	Estimated TPC (Rs crore)	FY20	FY21	FY22	FY23	FY24	FY25	Total capital outlay FY20-FY25 (Rs crore)
	expansion including upgradation of T1 and construction of fourth runway (project cost of Rs 9,794 crore excludes IDC.		Airports Limited									
29	Rajiv Gandhi International Airport, Hyderabad, expansion project	Central PSU	HIAL	PPP	5,910	1,711	1,991	1,091	109	-	-	4,902
Sub-total					29,243	7,908	9,233	6,811	2,595	468	-	27,013
Projects under development												
1	Construction of new fire training academy at Allahabad	Central PSU	AAI	EPC	250	30	100	120				250
2	Extension of terminal building and associated works at Goa airport	Central PSU	AAI	EPC	256	6	150	100	-	-	-	256
3	Construction of Civil Aviation Research Organization complex at Begumpet airport, Hyderabad, Phase I	Central PSU	AAI	EPC	364	15	175	174				364
4	Construction of new integrated terminal building and associated works i/c new apron to park 3 nos. Code E type of aircraft or 6 nos. Code C type of aircraft at Vijayawada airport	Central PSU	AAI	EPC	611	20	200	300	111			631
5	Construction of new domestic departure terminal building and associated works at Coimbatore airport	Central PSU	AAI	EPC	146	1	50	80	15			146

Sr. no.	Project	Implementing agency	Name of implementing agency	Mode of implementation	Estimated TPC (Rs crore)	FY20	FY21	FY22	FY23	FY24	FY25	Total capital outlay FY20-FY25 (Rs crore)
6	C/o Greenfield airport, Hirasar, Rajkot	Central PSU	AAI	EPC	1,405	10	200	300	500	395	-	1,405
7	Development of Jewar international airport and acquisition plus rehabilitation cost	State government/union territory	-	PPP	8,638	4,050	300	1,000	1,200	2,088	-	8,638
8	Construction of new domestic terminal (T-3) building at Biju Patnaik International Airport, Bhubaneswar	Central PSU	AAI	EPC	913	-	2	250	350	311		913
9	Construction of new integrated terminal building at Srinagar airport	Central PSU	AAI	EPC	495	-	70	80	100	140	105	495
10	Construction of new terminal building at Varanasi airport	Central PSU	AAI	EPC	948	-	190	340	418			948
11	Construction of staff colony at Chennai airport	Central PSU	AAI	EPC	461	-	92	184	184			461
12	Construction of terminal building and allied works at Indore airport	Central PSU	AAI	EPC	588	-	88	300	200			588
13	Maharashtra-C/o New ATS Complex, Mumbai airport	Central PSU	AAI	EPC	460	-	60	250	150			460
14	Development of Agatti airport	Central PSU	AAI	EPC	1,524	-	30	152	610	732		1,524
15	Modification of storm water drains in operational area at Chennai airport	Central PSU	AAI	EPC	209	-	80	100	20	9		209
16	Construction of underpass connecting NITB with remote apron across main runway 07/25 and associated works along	Central PSU	AAI	EPC	1,600	-	16	320	704	560		1,600

Sr. no.	Project	Implementing agency	Name of implementing agency	Mode of implementation	Estimated TPC (Rs crore)	FY20	FY21	FY22	FY23	FY24	FY25	Total capital outlay FY20-FY25 (Rs crore)
	with passenger & cargo/baggage transition system at Chennai airport, Chennai, Tamil Nadu (India) (consultant appointed for preparation of DPR)											
17	Extension of terminal building at Madurai airport	Central PSU	AAI	EPC	135	-	2	66	67			135
18	Extension of terminal building at Rajahmundry airport	Central PSU	AAI	EPC	135	-	1	55	79			135
<b>Sub-total</b>					<b>19,138</b>	<b>4,132</b>	<b>1,806</b>	<b>4,171</b>	<b>4,708</b>	<b>4,235</b>	<b>105</b>	<b>19,157</b>
<b>Projects under conceptualisation</b>												
1	Development of new civil enclave at Agra airports - Design & build basis	Central PSU	AAI	EPC	398	-	100	250	48	-	-	398
2	Development of civil enclave at Halwara airport	Central PSU	AAI	EPC	300	-	100	100	100			300
3	Parallel taxi track at Lucknow airports (to be taken up by PPP)	Central PSU	AAI	EPC	121	-	10	30	45	36		121
4	C/o Integrated terminal building Phase II at Jaipur airports	Central PSU	AAI	EPC	1,441	-	10	100	261	450	620	1,441
5	Development of Dholera international greenfield airport, Gujrat	Central PSU	DIACL/AAI	EPC	1,685	-	100	500	600	485		1,685
6	New terminal building at Jodhpur airport	Central PSU	AAI	EPC	400	-		80	100	220		400
7	Construction of new terminal building at Udaipur airport	Central PSU	AAI	EPC	212	-		5	40	130	37	212

Sr. no.	Project	Implementing agency	Name of implementing agency	Mode of implementation	Estimated TPC (Rs crore)	FY20	FY21	FY22	FY23	FY24	FY25	Total capital outlay FY20-FY25 (Rs crore)
<b>Sub-total</b>					<b>4,557</b>	<b>-</b>	<b>320</b>	<b>1,065</b>	<b>1,194</b>	<b>1,321</b>	<b>657</b>	<b>4,557</b>
<b>Uncategorized</b>												
1	Navi Mumbai international airports - Pre-development work related to copying of hill and river diversion etc. (pre-tender cost)	State government/union territory	NMIL	PPP	16,250	3,420	3,500	4,200	3,200	1,930	-	16,250
2	Development of new airports at MOPA (objection from NGT; work will commence after end of hearing in the Supreme Court)	State government/union territory	-	PPP	3,000	1	200	600	800	1,399	-	3,000
3	Development of new airports at Bhogapuram (work awarded to GMR was cancelled and fresh bid has been invited)	State government/union territory	-	PPP	3,000		10	500	1,000	1,490	-	3,000
4	Second runway, second terminal – Phase 1 & 2, second terminal apron, forecourts & roadways, east side cargo, eastern tunnel at Bengaluru international airport	Central PSU	BIAL	PPP	16,190		3,131	1,112	1,546	7,644	2,757	16,190
<b>Sub-total</b>					<b>38,440</b>	<b>3,421</b>	<b>6,841</b>	<b>6,412</b>	<b>6,546</b>	<b>12,463</b>	<b>2,757</b>	<b>38,440</b>
<b>Total</b>					<b>91,378</b>	<b>15,460</b>	<b>18,200</b>	<b>18,459</b>	<b>15,043</b>	<b>18,487</b>	<b>3,519</b>	<b>89,167</b>

## State data - Project list for civil aviation

**Table 4 State data - Project list for civil aviation**

Total number of projects – 25; projects under implementation – 9; projects under development – 3; projects under conceptualisation – 13

Sr. no.	Project	Implementing agency	Name of implementing agency	Mode of implementation	Estimated TPC (Rs crore)	FY20	FY21	FY22	FY23	FY24	FY25	Total capital outlay FY20-FY25 (Rs crore)
<b>Projects under implementation</b>												
1	Development of 4 RCS airports at Aligarh, Azamgarh, Moradabad & Shravasti with the help of AAI	Uttar Pradesh government	UPRNN	EPC	128							98
2	Development of RCS airports at Chitrakoot and runway development	Uttar Pradesh government	RITES/AAI	EPC	110							85
3	Development of Deoghar airport	Jharkhand government/AAI	AAI	Joint Venture	785	214	5	5	5	5	5	239
4	Expansion of Birsa Munda airport	Jharkhand government/AAI	AAI	MoU	300	20	70	-	-	-	-	90
5	Development of Dumka airports under RCS	Jharkhand government/AAI	AAI	Tripartite MoU	85	8	8	8	8	9	9	48
6	Development of Bokaro airports under RCS	Jharkhand government/AAI	AAI	Tripartite MoU	78	8	8	8	8	9	9	48
7	Extension of runway at Shibpur airport	Andaman & Nicobar	Indian Navy	EPC	150	30	50	70				150
8	Integrated aviation hub, Hisar	Haryana government	Civil Aviation Department, Haryana	EPC	1,632	120	293	293	293	-	-	1,000

Sr. no.	Project	Implementing agency	Name of implementing agency	Mode of implementation	Estimated TPC (Rs crore)	FY20	FY21	FY22	FY23	FY24	FY25	Total capital outlay FY20-FY25 (Rs crore)
9	Development of greenfield airports at Orvakal, Kurnool district, Andhra Pradesh	Andhra Pradesh government	APADCL	EPC	212	25	-	-	-	-	-	25
<b>Sub-total</b>					<b>3,479</b>	<b>424</b>	<b>433</b>	<b>384</b>	<b>314</b>	<b>22</b>	<b>22</b>	<b>1,783</b>
<b>Projects under development</b>												
1	Dr Babasaheb Ambedkar International Airport, Nagpur - Upgradation & development	Maharashtra government	Private sector	PPP	1,685	337	337	337	337	337		1,685
2	Pune (Purandar) greenfield international airport	Maharashtra government	Private sector	PPP	19,000	2,000	2,000	5,000	5,000	5,000		19,000
3	Development of greenfield airports at Dagadarthi, SPSR Nellore district, Andhra Pradesh	Andhra Pradesh government	APADCL	PPP	406							312
<b>Sub-total</b>					<b>21,091</b>	<b>2,337</b>	<b>2,337</b>	<b>5,337</b>	<b>5,337</b>	<b>5,337</b>	<b>-</b>	<b>20,997</b>
<b>Projects under conceptualisation</b>												
1	Development of airports at Ayodhya	Uttar Pradesh government		EPC	700							700
2	Greenfield airport, Ports Blair	Andaman & Nicobar	AAI	EPC	2,500	100	300	300	300	750	750	2,500
3	Greenfield airport, Campbell Bay	Andaman & Nicobar	AAI	EPC	2,500	100	300	300	300	750	750	2,500
4	Greenfield airports at Paradeep	Odisha - Private	IDCO	PPP	250							250
5	Development of Donakonda airport	Andhra Pradesh government	APADCL	EPC	65	20	45	-	-	-	-	65

Sr. no.	Project	Implementing agency	Name of implementing agency	Mode of implementation	Estimated TPC (Rs crore)	FY20	FY21	FY22	FY23	FY24	FY25	Total capital outlay FY20-FY25 (Rs crore)
6	Development of Puttaparthi airport	Andhra Pradesh government	APADCL	EPC	186	186	-	-	-	-	-	186
7	Greenfield airports at Sriperumbudur	Tamil Nadu government	Transport Department, GoTN	EPC	15,000							15,000
8	Expansion of Madurai airport	Tamil Nadu government	AAI and Transport Department, GoTN	EPC	3,000							3,000
9	Expansion of Coimbatore airport	Tamil Nadu government	AAI and Transport Department, GoTN	EPC	3,000							3,000
10	Development of airports facilities in Tiruchirappalli	Tamil Nadu government	AAI and Transport Department, GoTN	EPC	500							500
11	Development of airports facilities in Thoothukudi	Tamil Nadu government	AAI and Transport Department, GoTN	EPC	500							500
12	Aerospace park in Vellore	Tamil Nadu government	TIDCO, GoTN	EPC	3,000							3,000
13	Development of state airports, namely Balurghat, Charrah (Purulia) and Malda	State government/ union territory		EPC	300	40	40	40	40	40	100	300
Sub-total						446	685	640	640	1,540	1,600	31,501
Total						3,207	3,455	6,361	6,291	6,899	1,622	54,281

# URBAN SECTOR

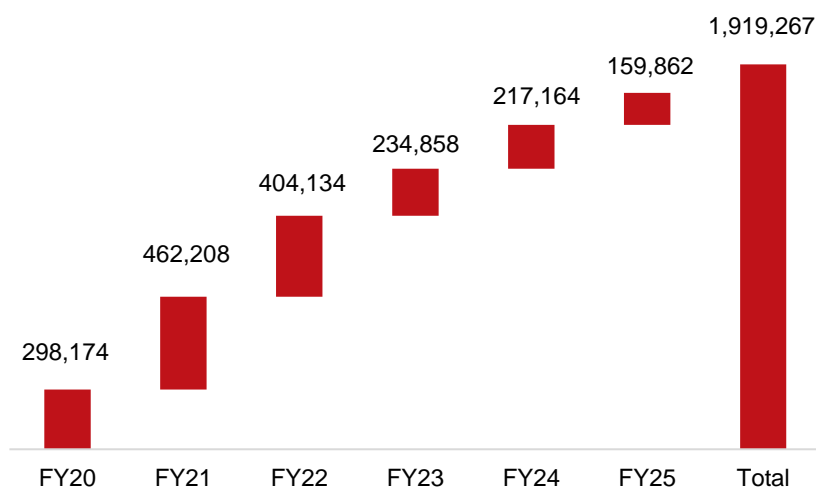


## Urban infrastructure sector projects- Analytics

### Planned capital expenditure

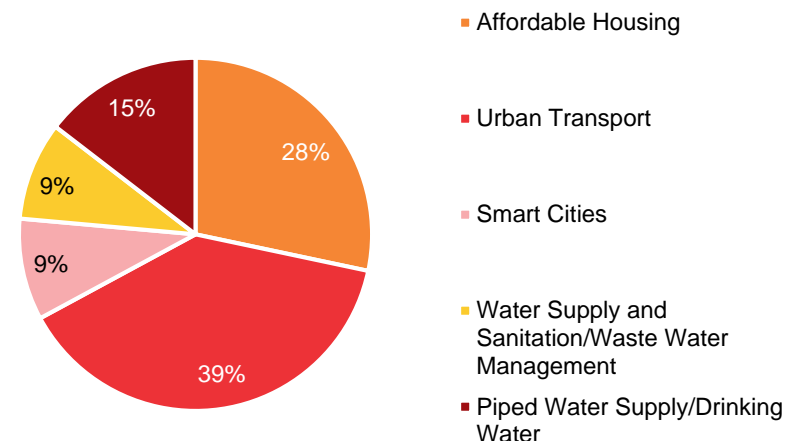
An overall estimated capital expenditure of Rs 1,919,267 crore would be incurred in the urban infrastructure sector during the period FY20 to FY25.

**Figure 13 Capital outlay over FY20-FY25 (Rs crore)<sup>4</sup>**



<sup>4</sup> Total capital outlay includes projects for which year-wise phasing is not provided.

**Figure 14 Nature of projects to be implemented over FY20-FY25 (total value: Rs 1,919,267 crore)**



### Smart Cities Mission

In order to improve ease of living in Indian cities, various projects are being implemented under the government's flagship Smart Cities Mission. The programme aims to improve quality of life by enabling local development and harnessing technology to create smart solutions. The focus is on creating sustainable and smart cities through assured electricity supply, and efficient urban transport, solid waste management and e-governance. An estimated capital expenditure of Rs 178,721 crore would be incurred between FY20 to FY25 to redevelop selected cities as smart cities. The major projects implemented under this include development of a railway station multi-modal hub in Bhubaneswar (Rs 1,080 crore); cluster redevelopment in Thane (Rs 3,974 crore); and implementation of energy-efficient public lighting system in Bengaluru (Rs 800 crore).

## Urban transport

In order to transform urban mobility in India, there has been a shift towards cleaner modes of transport focused on reducing pollution and traffic congestion and addressing issues such as lack of sufficient parking spaces. For this, construction of metro rail network has been undertaken in many cities to ensure efficient and convenient intra-city mobility. Also, rapid regional transport system (RRTS) is being developed in the National Capital Region for providing an efficient intercity transport system. An estimated capital expenditure of Rs 744,578 crore would be incurred during FY20 to FY25 to ensure sustainable and efficient urban mobility. The major projects include Delhi-Panipat RRTS (Rs 48,800 crore); Delhi-Gurugram-Shahjahanpur-Neemrana-Behror (SNB) RRTS (Rs 37,960 crore); Delhi-Ghaziabad-Meerut RRTS (Rs 30,000 crore); Delhi metro rail project - Phase IV (Rs 25,000 crore); and Bengaluru metro rail project - Phase II (Rs 21,690 crore).

## Water supply and sanitation/wastewater management

With the aim of providing basic civic amenities like water supply, sewerage network, green parks to improve the quality of life for all, the government launched the Atal Mission for Rejuvenation and Urban Transformation (AMRUT) scheme. The projects are being undertaken to ensure that every household has access to a tapped water and a sewerage connection and for cities to have well-maintained open spaces and greenery. An estimated capital expenditure of Rs 172,915 crore would be incurred between FY20 to FY25. The major projects undertaken include water supply source improvement works in Chennai (Rs 985 crore); Under Ground Sewerage Works in Tamil Nadu (Rs 525 crore); and Jhansi water supply reorganisation scheme - Phase II (Rs 445 crore).

## Affordable Housing

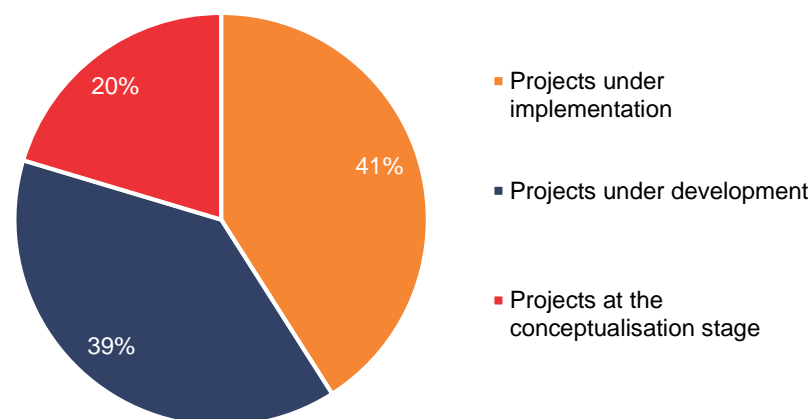
With an aim to provide housing for all, the government has been constructing houses under the Pradhan Mantri Awas Yojana (PMAY) – Urban. The scheme objective is to address the housing requirement of urban poor and slum dwellers. An estimated capital expenditure of Rs 543,559 crore would be incurred during FY20 to FY25 to provide housing to all households.

## Piped water supply/drinking water

The government has launched the Jal Jeevan Mission with the objective to provide piped water supply to every urban household. The aim is also to create infrastructure for groundwater replenishment through rainwater harvesting and management of household wastewater for reuse in agriculture and industry. An estimated capital expenditure of Rs 279,492 crore would be incurred during FY20 to FY25 under the Jal Jeevan Mission (Urban).

## Progress made so far

**Figure 15 Breakdown by stage of implementation as on Oct 31, 2019 (total value: Rs 1,919,267 crore)**



At present, projects comprising 41% of the capital outlay are under implementation stage with most of the projects scheduled to be completed by FY22. The major projects in this category include Delhi-Ghaziabad-Meerut RRTS (Rs 30,000 crore); Delhi metro rail project - Phase IV (Rs 25,000 crore); and Bangalore metro rail project - Phase 2 (Rs 21,700 crore).

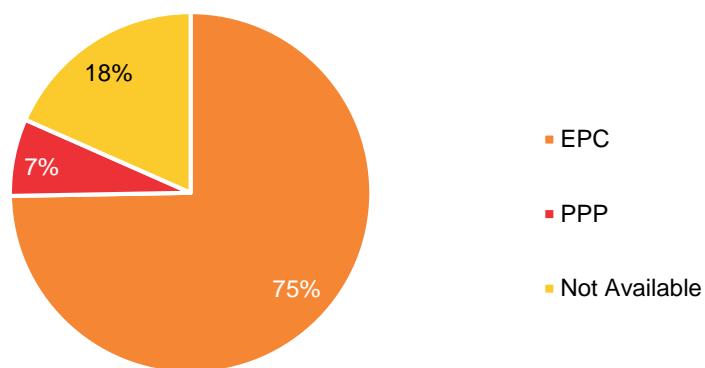
Projects comprising 39% of the capital outlay are in the development stage. The major projects in this category include Chennai metro rail project - Phase II (Rs 69,180 crore); Delhi-Gurugram-SNB RRTS (Rs 37,680 crore); multi-

modal corridor from Navghar to Balavali (Rs 34,843 crore); and Thane metro rail project (Rs 13,075 crore).

Projects comprising 20% of the capital outlay are in the conceptualisation stage. The major projects in this category include Delhi-Panipat RRTS (Rs 48,835 crore); Vijaywada metro rail project (Rs 9,000 crore); Visakhapatnam metro rail project (Rs 8,300 crore); metrolite from Kirti Nagar to Dwarka in Delhi (Rs 2,670 crore); and Noida metro aqualine extension (Rs 2,590 crore).

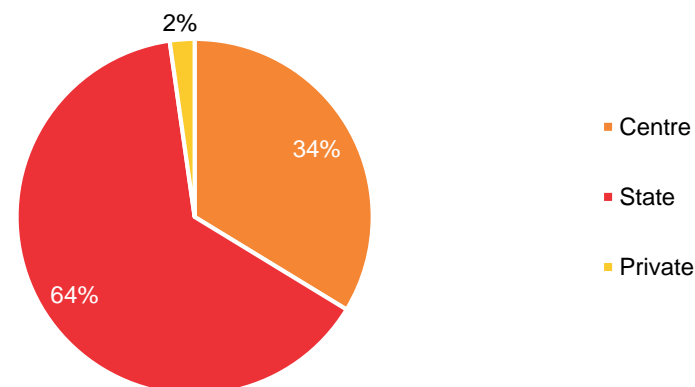
## Implementation approach

**Figure 16 Breakdown by mode of implementation**  
(total value: Rs 1,919,267 crore)



Projects comprising ~7% of the total capital outlay would be incurred under the PPP mode. Most of the PPP projects are categorised under the PMAY, Smart Cities Mission and metro rail projects. The major projects included under the PPP route are multi-modal corridor from Navghar to Balavali in Mumbai (Rs 34,840 crore); Pune metro Line 3 Hinjawadi to Shivajinagar (Rs 8,313 crore); Visakhapatnam metro rail project (Rs 8,300 crore); and monorail in Kolkata Municipal Corporation (Rs 4,500 crore).

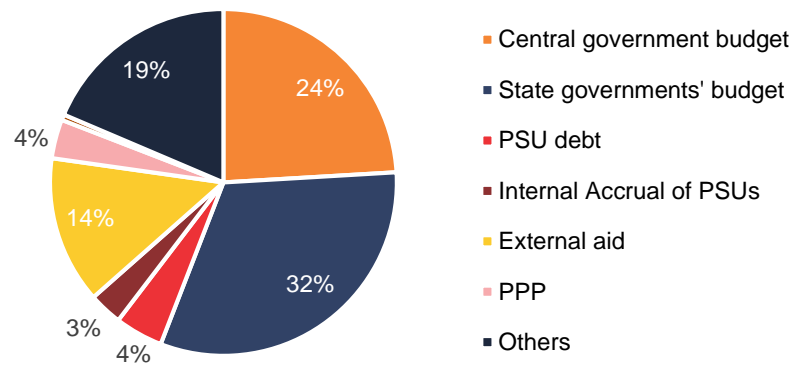
**Figure 17 Breakdown by implementing agency**  
(total value: Rs 1,919,267 crore)



Most of the projects being undertaken to improve urban infrastructure are being implemented by the concerned urban local body (ULB). Many ULBs have formed special purpose vehicles (SPVs) to undertake smart city projects under the PPP route. Joint SPVs between the centre and the states are formed to implement various metro rail projects and rapid rail transit systems. National Capital Region Transport Corporation (NCRTC) is implementing three RRTS corridors – Delhi–Ghaziabad–Meerut corridor, Delhi–Panipat corridor and Delhi–Gurugram–SNB corridor – having an estimated capital outlay of Rs 116,500 crore. Other major implementing agencies include Chennai Metro Rail limited (Rs 71,228 crore); Maharashtra Metro Rail Corporation (Rs 36,750 crore) implementing Pune, Nagpur, Nashik and Thane metro rail projects; Uttar Pradesh Metro Rail Corporation (Rs 35,300 crore) implementing Lucknow, Agra, Kanpur, Meerut and Gorakhpur metro rail projects; and Gujarat Metro Rail Corporation (Rs 22,650 crore) implementing Ahmedabad and Surat metro rail projects.

## Sources of financing

Figure 18 Breakdown by sources of financing (total value: Rs 1,919,267 crore)



## Project list for urban – AMRUT projects

**Table 5 Project list for urban – AMRUT projects**

AMRUT: Total number of projects – 405; projects under implementation – 353; projects under development – 47; projects under conceptualisation - 5

Sr. no.	Project	Implementing agency	Name of implementing agency	Mode of implementation	Estimated TPC (Rs crore)	FY20	FY21	FY22	FY23	FY24	FY25	Total capital outlay FY20-FY25 (Rs crore)
<b>Projects under implementation</b>												
1	Andhra Pradesh water supply, water treatment plants, sewage lines, storm water drainage system projects (Total – 13 Projects) <sup>5</sup>	State PSU/ state parastatal or nodal agency	ULB		1,204	236	244	216	116			813
2	Dibrugarh town water supply project under AMRUT, Assam	ULB			194	29	48	68	48			194
3	Nagaon town water supply project under AMRUT, Assam	ULB			238	36	60	83	60			238
4	Bihar water supply, water treatment plants, sewage lines, storm water drainage system projects (Total – 20 Projects)	State PSU/ state parastatal or nodal agency	Bihar Rajya Jal Parishad (BRJP)		1,578	249	380	418	235			1,328
5	Chhattisgarh water supply, water treatment plants, sewage lines, storm water drainage system projects (Total – 13 Projects)	ULB			1,309	269	347	408	226			1,251
6	Delhi water supply, water treatment plants, sewage lines, storm water drainage system projects (Total – 4 Projects)	ULB			286	39	60.5	74	53			226
7	Gujarat water supply, water treatment plants, sewage lines,	ULB			1,508	444	479	332	190			1,444

<sup>5</sup> Many projects are clubbed together as generally projects undertaken under AMRUT have total project cost of less than Rs 100 crore/project

Sr. no.	Project	Implementing agency	Name of implementing agency	Mode of implementation	Estimated TPC (Rs crore)	FY20	FY21	FY22	FY23	FY24	FY25	Total capital outlay FY20-FY25 (Rs crore)
	storm water drainage system projects (Total – 15 Projects)											
8	Haryana water supply, water treatment plants, sewage lines, storm water drainage system projects (Total – 9 Projects)	ULB			1,135	267	325	335	206			1,135
9	Jharkhand water supply, water treatment plants, sewage lines, storm water drainage system projects (Total – 9 Projects)	ULB			1,217	201	299	418	277			1,195
10	Karnataka water supply, water treatment plants, sewage lines, storm water drainage system projects (Total – 38 Projects)	ULB			3,698	1,025	990	472	229			2,716
11	Kerala water supply, water treatment plants, sewage lines, storm water drainage system projects (Total – 3 Projects)	ULB			166	49	44	30	12			135
12	Madhya Pradesh water supply, water treatment plants, sewage lines, storm water drainage system projects (Total – 33 Projects)	ULB			5,231	932	1,155	920	464			3,472
13	Maharashtra water supply, water treatment plants, sewage lines, storm water drainage system projects (Total – 53 Projects)	ULB			7,020	1,452	1,889	1,683	1,014			6,039
14	Manipur water supply, water treatment plants, sewage lines, storm water drainage system projects (Total – 3 Projects)	ULB			207	73	74	27				174
15	Odisha water supply, water treatment plants, sewage lines,	ULB			233	60	53	29	15			157

Sr. no.	Project	Implementing agency	Name of implementing agency	Mode of implementation	Estimated TPC (Rs crore)	FY20	FY21	FY22	FY23	FY24	FY25	Total capital outlay FY20-FY25 (Rs crore)
	storm water drainage system projects (Total – 3 Projects)											
16	Punjab water supply, water treatment plants, sewage lines, storm water drainage system projects (Total – 2 Projects)	ULB			198	87	49	41	17			194
17	Rajasthan water supply, water treatment plants, sewage lines, storm water drainage system projects (Total – 26 Projects)	State PSU/ state parastatal or nodal agency	Delhi Jal Board		2,112	377	457	364	179			1,377
18	Underground sewerage	State PSU/ state parastatal or nodal agency	TWAD Board		179	25	41	57	41			163
19	Underground sewerage	State PSU/ state parastatal or nodal agency	TWAD Board		166	23	39	54	39			154
20	Water supply source improvement works to Velachery, Alandur, Madipakkam, Ullagaram Puzhuthivakkam, Medavakkam, Kovilambakkam, Nanmangalam and Moovarasampettai	State PSU/ state parastatal or nodal agency	Chennai Metropolitan Water Supply & Sewerage Board (CMWSSB)		985	148	246	345	246			985
21	Distribution improvement at Chennai	State PSU/ state parastatal or nodal agency	CMWSSB		199	50	50	70	30			199
22	Water supply source improvement works to Shollinganallur including IT sector, Cantonment Area, St Thomas Mount	State PSU/ state parastatal or nodal agency	CMWSSB		135	20	34	47	34			135

Sr. no.	Project	Implementing agency	Name of implementing agency	Mode of implementation	Estimated TPC (Rs crore)	FY20	FY21	FY22	FY23	FY24	FY25	Total capital outlay FY20-FY25 (Rs crore)
23	UGSS	State PSU/ state parastatal or nodal agency	CMWSSB		796	119	199	279	199			796
24	Construction of 45 MLD capacity TTRO plant at Koyambedu including transmission main for conveying product water to SIPCOT Industries in Sriperumpudur	State PSU/ state parastatal or nodal agency	CMWSSB		440	151	6					157
25	Underground sewerage at Chennai	State PSU/ state parastatal or nodal agency	CMWSSB		245	37	61	86	61			245
26	Distribution system	State PSU/ state parastatal or nodal agency	CMWSSB		74	11	19	26	19			74
27	24x7 water supply	State PSU/ state parastatal or nodal agency	TWAD Board		647	97	162	226	162			647
28	Improvement of water supply distribution system to extended areas (Thudiyalur, Vellaikinaru, Chinnavedampatti, Saravanampatti, Vilankurichi, Kalapatti, Kuniyamuthur & Kurichi) of Coimbatore corporation	State PSU/ state parastatal or nodal agency	TWAD Board		462	81	95	68	27			271
29	Underground sewerage at Coimbatore	State PSU/ state parastatal or nodal agency	TWAD Board		465	88	123	88	53			351

Sr. no.	Project	Implementing agency	Name of implementing agency	Mode of implementation	Estimated TPC (Rs crore)	FY20	FY21	FY22	FY23	FY24	FY25	Total capital outlay FY20-FY25 (Rs crore)
30	Dedicated water supply scheme - for Erode City Municipal Corporation	State PSU/ state parastatal or nodal agency	TWAD Board		495	88	88	44				219
31	Improvement of water supply distribution system in Hosur municipality	State PSU/ state parastatal or nodal agency	TWAD Board		95	22	22					44
32	Provision of UGSS	State PSU/ state parastatal or nodal agency	TWAD Board		68	12	17	12	7			48
33	Water supply improvement scheme for Nagercoil municipality	State PSU/ state parastatal or nodal agency	TWAD Board		259	35	49	35	21			140
34	Water supply improvement scheme for Rajapalayam municipality	State PSU/ state parastatal or nodal agency	TWAD Board		247	44	61	44	26			174
35	Underground sewerage - Phase II	State PSU/ state parastatal or nodal agency	TWAD Board		378	66	92	66	40			264
36	Underground sewerage - Phase II	State PSU/ state parastatal or nodal agency	TWAD Board		344	52	86	120	86			343
37	Underground sewerage - Phase I	State PSU/ state parastatal or nodal agency	TWAD Board		292	64	64	89	38			254
30	Water supply source improvement	State PSU/ state	TWAD Board		990	149	248	347	248			990

Sr. no.	Project	Implementing agency	Name of implementing agency	Mode of implementation	Estimated TPC (Rs crore)	FY20	FY21	FY22	FY23	FY24	FY25	Total capital outlay FY20-FY25 (Rs crore)
		parastatal or nodal agency										
31	Improvements to water supply distribution system to the added areas of Tiruppur corporation	State PSU/ state parastatal or nodal agency	TWAD Board		1,084	190	237	332	190			948
32	UGSS - Phase II	State PSU/ state parastatal or nodal agency	TWAD Board		526	79	131	184	131			525
33	Underground sewerage - Phase III	State PSU/ state parastatal or nodal agency	TWAD Board		440	63	105	147	105			419
34	Dedicated water supply scheme to Vellore corporation	State PSU/ state parastatal or nodal agency	TWAD Board		264	52	52	26				131
35	Underground sewerage - Phase III	State PSU/ state parastatal or nodal agency	TWAD Board		377	57	94	132	94			377
36	Khammam - Water supply (2016-17)	State PSU/ state parastatal or nodal agency			114	30	35	25	10			100
37	Siddipet sewerage (2017-20)	State PSU/ state parastatal or nodal agency			117	18	29	41	29			117
38	Warangal water supply (2017-18)	State PSU/ state parastatal or nodal agency			423	72	101	72	43			287

Sr. no.	Project	Implementing agency	Name of implementing agency	Mode of implementation	Estimated TPC (Rs crore)	FY20	FY21	FY22	FY23	FY24	FY25	Total capital outlay FY20-FY25 (Rs crore)
39	Tripura water supply, water treatment plants, sewage lines, storm water drainage system projects (Total – 2 Projects)	State PSU/ state parastatal or nodal agency			138	21	34	48	34			138
40	Uttar Pradesh water supply, water treatment plants, sewage lines, storm water drainage system projects (Total – 46 Projects)	State PSU/ state parastatal or nodal agency			5,309	904	1,283	1,523	973			4,683
41	Uttarakhand water supply, water treatment plants, sewage lines, storm water drainage system projects (Total – 2 Projects)	State PSU/ state parastatal or nodal agency	Uttar Pradesh Jal Nigam		107	18	27	28	19			93
42	West Bengal water supply, water treatment plants, sewage lines, storm water drainage system projects (Total – 46 Projects)	State PSU/ state parastatal or nodal agency	Uttar Pradesh Jal Nigam		2,534	726	685	374	201			1,986
Sub-total					46,937	9,478	11,569	10,954	6,548	-	-	38,549
<b>Projects under development</b>												
1	Providing house service connections & distribution lines wherever reservoirs & source are available	ULB			81	6	20	28	27			81
2	Silchar town water supply project under AMRUT, Assam	ULB			163	11	41	57	54			163
3	Bihar water supply, water treatment plants, sewage lines, storm water drainage system projects (Total – 3 Projects)	State PSU/ state parastatal or nodal agency	BRJP		357	25	89	125	117			357
4	Delhi water supply, water treatment plants, sewage lines, storm water drainage system projects (Total – 2 Projects)	State PSU/ state parastatal or nodal agency	BRJP		133	9	33	46.5	44			133

Sr. no.	Project	Implementing agency	Name of implementing agency	Mode of implementation	Estimated TPC (Rs crore)	FY20	FY21	FY22	FY23	FY24	FY25	Total capital outlay FY20-FY25 (Rs crore)
5	Water supply scheme 24x7 in Sector 1 to 30	ULB			60	4	15	21	20			60
6	Sewerage scheme - Part 3	ULB			119	9	230	42	39			119
7	Kerala water supply, water treatment plants, sewage lines, storm water drainage system projects (Total – 2 Projects)	State PSU/ state parastatal or nodal agency	KWA		170	12	42	59	56			170
8	Maharashtra water supply, water treatment plants, sewage lines, storm water drainage system projects (Total – 2 Projects)	ULB			252	18	63	88	83			252
9	Punjab water supply, water treatment plants, sewage lines, storm water drainage system projects (Total – 8 Projects)	State PSU/ state parastatal or nodal agency			906	63	226	317	299			906
10	Rehabilitation of sewer line (walled city)	ULB			75	5	19	26	25			75
11	Coimbatore – Pillur water supply	State PSU/ state parastatal or nodal agency	TWAD Board		649	45	162	227	214			649
12	Underground sewerage – Phase III	State PSU/ state parastatal or nodal agency	TWAD Board		264	18	66	92	87			264
13	Water supply source improvement	State PSU/ state parastatal or nodal agency	TWAD Board		1,128	79	282	395	372			1,128
14	Uttar Pradesh water supply, water treatment plants, sewage lines, storm water drainage system projects (Total – 17 Projects)	State PSU/ state parastatal or nodal agency	Uttar Pradesh Jal Nigam		3,088	216	772	1,081	1,019			3,088

Sr. no.	Project	Implementing agency	Name of implementing agency	Mode of implementation	Estimated TPC (Rs crore)	FY20	FY21	FY22	FY23	FY24	FY25	Total capital outlay FY20-FY25 (Rs crore)
15	West Bengal water supply, water treatment plants, sewage lines, storm water drainage system projects (Total – 17 Projects)	State PSU/ state parastatal or nodal agency	Uttar Pradesh Jal Nigam		501	35	125	175	165			501
<b>Sub-total</b>					<b>7,946</b>	<b>556</b>	<b>1,987</b>	<b>2,781</b>	<b>2,622</b>	<b>-</b>	<b>-</b>	<b>7,946</b>
<b>Projects under conceptualisation</b>												
1	Non-motorised transport	State PSU/ state parastatal or nodal agency	Guwahati Metropolitan Development Authority		83	6	21	29	27			83
2	Punjab water supply, water treatment plants, sewage lines, storm water drainage system projects (Total – 17 Projects)	State PSU/ state parastatal or nodal agency	Department of Water Supply & Sanitation, Punjab		804	56	201	281	265			804
<b>Sub-total</b>					<b>887</b>	<b>62</b>	<b>222</b>	<b>310</b>	<b>293</b>	<b>-</b>	<b>-</b>	<b>887</b>
<b>Total</b>					<b>55,770</b>	<b>10,096</b>	<b>13,777</b>	<b>14,045</b>	<b>9,463</b>	<b>-</b>	<b>-</b>	<b>47,382</b>

## Project list for urban – Smart city projects

**Table 6 Project list for urban – Smart city projects**

Smart Cities Mission: Total number of projects – 809; projects under implementation – 278; projects under development – 144; projects under conceptualisation - 387

Sr. no.	Project	Implementing agency	Name of implementing agency	Mode of implementation	Estimated TPC (Rs crore)	FY20	FY21	FY22	FY23	FY24	FY25	Total capital outlay FY20-FY25 (Rs crore)
<b>Projects under Implementation</b>												
1	Redevelopment of MOG Lines area - MOG Barracks land parcel under PPP model	Indore	Indore Smart City Development Limited	PPP	1,000	100	300	300	300	-	-	1,000
2	Redevelopment of MOG Lines area - Kukkut Palan Kendra land parcel under PPP model	Indore	Indore Smart City Development Limited	PPP	1,000	100	300	300	300	-	-	1,000
3	Implementation of energy efficiency measure in public lighting system in Bengaluru under shared saving framework	Bengaluru	Bengaluru Smart City Limited	PPP	800	40	80	120	200	360	-	800
4	Waste to energy project -14 MW	Ahmedabad	Abellon Clean Energy Private Limited	PPP	701	70	210	210	210	-	-	701
5	Smart streets & elevated smart corridor including beautification of streets, streetscape design, landscaping and intersection redesign, wayfinding/signage, junction improvement, vending zones	Tirupati	AFCONS Infrastructure Limited	EPC	684	137	205	342	-	-	-	684
6	Design and construction of roads, bridges, culverts,	Nagpur	Shapoorji Pallonji and	EPC	650	130	195	325	-	-	-	650

Sr. no.	Project	Implementing agency	Name of implementing agency	Mode of implementation	Estimated TPC (Rs crore)	FY20	FY21	FY22	FY23	FY24	FY25	Total capital outlay FY20-FY25 (Rs crore)
	sidewalks, MEP works on TenderSURE concept for ABD area under Nagpur smart city project		Company Private Limited									
7	Selection of master system integrator (MSI)	Bhubaneswar	SPV	EPC	580	58	174	174	174	-	-	580
8	ABD - 10. Development of smart and robust infrastructure like a) 24x7 power supply, b) 24x7 water supply, c) wastewater, d) storm water, e) roads/BRT corridor, f) utility ducts, g) dedicated cycle track at new racecourse under smart and robust infrastructure at greenfield area	Rajkot	Larsen & Toubro Limited (L&T)	EPC	575	58	144	173	201	-	-	575
9	PPP-based slum rehabilitation in Junavadaj area	Ahmedabad	Shree Infracon Private Limited, Sector 3, Safal Realty Private Limited, Sector 4, Venus Infra Private Limited, Sector 5, Cube Construction Private Limited, Sector 6, RJP Infrastructure Limited	PPP	539	54	162	162	162	-	-	539
10	Development of sewerage network in Gajuwaka & Malkapuram and supply of treated water to industries - Package 2	Visakhapatnam	Tata Projects	EPC	530	53	159	159	159	-	-	530

Sr. no.	Project	Implementing agency	Name of implementing agency	Mode of implementation	Estimated TPC (Rs crore)	FY20	FY21	FY22	FY23	FY24	FY25	Total capital outlay FY20-FY25 (Rs crore)
11	Integrated tender document - Water supply, sewerage, electrical, underground ducting, smart roads	Udaipur	L&T Limited	EPC	507	127	380	-	-	-	-	507
12	Mission Awaas - Chandrashekharpur PPP project	Bhubaneswar	Bhubaneswar Development Authority	PPP	505	50	151	151	151	-	-	505
13	24x7 water supply	Bhagalpur	Pan India Rahill Consortium	EPC	493	49	148	148	148	-	-	493
14	Water supply	Coimbatore	Suez Projects Private Limited	EPC	480	120	360	-	-	-	-	480
15	Project green light	Nagpur	Identified contractors	EPC	468	94	140	234	-	-	-	468
16	Augmentation to Solapur city water supply scheme 75 MLD (Ujani Dam as a source) - NTPC funded	Solapur	Pochampad Construction Private Limited	EPC	450	113	338	-	-	-	-	450
17	Waste to energy plant	Aligarh	IKRATOS	PPP	425	21	43	64	106	191	-	425
18	Waste to energy project - 11 MW	Ahmedabad	JITF Urban Infrastructure Limited	PPP	417	42	125	125	125	-	-	417
19	Development of sewerage network in Pendurthi area and supply of recycled water to industries in Visakhapatnam Package 1	Visakhapatnam	Tata Projects Limited	EPC	412	41	124	124	124	-	-	412
20	Convention centre	Ranchi	JUIDCO	EPC	392	39	117	117	117	-	-	392
21	Construction of 22 OHSRs and laying of new distribution system along with dedicated Mettur-Salem pip	Salem	SPV	EPC	366	-	110	128	128	-	-	366

Sr. no.	Project	Implementing agency	Name of implementing agency	Mode of implementation	Estimated TPC (Rs crore)	FY20	FY21	FY22	FY23	FY24	FY25	Total capital outlay FY20-FY25 (Rs crore)
22	Mission Awaas - Shanti Nagar PPP project	Bhubaneswar	Bhubaneswar Development Authority	PPP	359	36	108	108	108	-	-	359
23	Smart poles project including CCTV, environmental sensors, WiFi, C4 integration, OFC, etc. (under PPP)	Indore	Reliance Jio Infocomm Limited	PPP	334	33	100	100	100	-	-	334
24	Phase I & II roads (14 sub-projects Ph 2)	Faridabad	Faridabad Smart City Limited	EPC	325	65	130	130	-	-	-	325
25	Smart road with underground ducting and integrated infrastructure development - Laying of underground power supply cables and allied electrical infrastructure, drainage, water supply pipelines including smart meters & SCADA	Ujjain	Tata Projects	EPC	325	65	97	162	-	-	-	325
26	Streetscape including underground utilities, two parks and smart toilets in ABD	Pimpri-Chinchwad	Pimpri Chinchwad Smart City Limited	EPC	321	16	32	48	80	144	-	321
27	Government housing - Phase 2	Bhopal	Cube Construction Engineering Limited	EPC	314	79	236	-	-	-	-	314
28	Affordable housing (PPP) (10,200 units) – 3,000 DU	Surat	JP Iscon Private Limited, Ahmedabad	PPP	311	31	93	93	93	-	-	311
29	Amaravati government complex - Central Park	Amaravati	SPV	EPC	310	31	78	93	109	-	-	310

Sr. no.	Project	Implementing agency	Name of implementing agency	Mode of implementation	Estimated TPC (Rs crore)	FY20	FY21	FY22	FY23	FY24	FY25	Total capital outlay FY20-FY25 (Rs crore)
30	UGSS - Phase II	Vellore	Vellore Municipal Corporation	EPC	306	61	92	153	-	-	-	306
31	(C) Smart grid (SCADA automation)	NDMC	EESL	EPC	301	75	226	-	-	-	-	301
32	Water supply - Phase II	Tiruppur	Tiruppur Smart City Limited	EPC	298	30	74	89	104	-	-	298
33	Development of integrated group housing facilities at Althan tenement on FP no. 107 & 116, TP Scheme no. 28 (Althan-Bhatar) on PPP basis under redevelopment of public housing scheme – 2016	Surat	Siddhi Developers and Builders, Ahmedabad	PPP	297	30	89	89	89	-	-	297
34	Doon Integrated Command and Control Centre	Dehradun	HPE	EPC	294	29	74	88	103	-	-	294
35	Establishment of industrial manufacturing - Innovation, incubation and skill development centre	Ludhiana	Tata Technologies Limited	PPP	293	73	220	-	-	-	-	293
36	Optical fibre cabling	Pimpri-Chinchwad	L&T Limited	EPC	277	28	69	83	97	-	-	277
37	New suburban station	Thane	SMC Infrastructure Private Limited	EPC	263	53	79	131	-	-	-	263
38	Multi-modal transit hub at existing railway station	Thane	NCC SMC SATIS JV Limited	EPC	261	52	78	130	-	-	-	261
39	Integrated command & control centre (ICCC) data centre	Patna	Patna Smart City Limited	EPC	259	26	65	78	90	-	-	259
40	Novation of STPs with SCADA & energy generation @Dindoli STP &	Surat	Enviro Control Associates Private Limited	EPC	256	64	192	-	-	-	-	256

Sr. no.	Project	Implementing agency	Name of implementing agency	Mode of implementation	Estimated TPC (Rs crore)	FY20	FY21	FY22	FY23	FY24	FY25	Total capital outlay FY20-FY25 (Rs crore)
	recycling/reuse of wastewater											
41	(A44) Affordable housing and EWS housing	Bilaspur	BSBK Private Limited, Bhilai	PPP	252	13	25	38	63	113	-	252
42	Smart road network	Patna	Patna Smart City Limited	EPC	238	24	60	71	83	-	-	238
43	Improvement of water supply & sewerage systems in ABD area of Indore smart city and O&M for 10 years	Indore	Vishnu Prakash R Punglia Limited	EPC	238	59	178	-	-	-	-	238
44	Integrated water supply, major & minor roads, sewerage project in ABD	Nashik	BG Shirke Construction Technology Private Limited	EPC	237	47	71	119	-	-	-	237
45	Integrated water supply, augmentation and replacement of distribution network, conservation strategy	Namchi	Shristi Infra JV with AIPL, AQPL & Swacch	EPC	236	47	71	118	-	-	-	236
46	City smart duct project (power, fibre, city gas)	Amaravati	SPV	EPC	235	24	59	71	82	-	-	235
47	Slum-free area - Sanjay Nagar, Warasiya	Vadodara	Narayan Realty	PPP	231	-	69	81	81	-	-	231
48	220/33 kV GIS SS and transmission lines, cables and shifting 132 kV OH line to UG cable	Ranchi	JUSNL	EPC	226	45	90	90	-	-	-	226
49	ABD - 15. Development of & c) solid waste management/waste to compost/door-to-door collection/segregation under smart and robust	Rajkot	Goodwatts WTE Rajkot Private Limited	EPC	225	23	56	68	79	-	-	225

Sr. no.	Project	Implementing agency	Name of implementing agency	Mode of implementation	Estimated TPC (Rs crore)	FY20	FY21	FY22	FY23	FY24	FY25	Total capital outlay FY20-FY25 (Rs crore)
	infrastructure at greenfield area											
50	Sewerage	Tiruchirappalli	Tiruchirappalli Municipal Corporation	EPC	222	22	56	67	78	-	-	222
51	Home sweet home	Nagpur	Shanti Construction Private Limited	EPC	222	44	67	111	-	-	-	222
52	Night shelters with capacity of 100 beds each	Jhansi	SPV	EPC	220	11	22	33	55	99	-	220
53	Multi-level flyover - Martindale Bridge-Station Road-Agra	Ajmer	RSRDC, Jaipur	EPC	220	44	66	110	-	-	-	220
54	Command and control centre	Pimpri-Chinchwad	SPV	EPC	217	22	54	65	76	-	-	217
55	Selection of MSI for Goa intelligent city management system - Panaji city	Panaji	L&T Limited	EPC	214	43	86	86	-	-	-	214
56	Hawa Sarak elevated road	Jaipur	Jaipur Development Authority	EPC	213	21	64	64	64	-	-	213
57	Redevelopment of railway station area	Patna	Patna Smart City Limited	EPC	211	21	53	63	74	-	-	211
58	Government housing - Phase 1 - ABD area	Bhopal	Yashnanda Engineer and Constructions	EPC	205	51	154	-	-	-	-	205
59	Green building	Dehradun	CPWD	EPC	204	20	51	61	72	-	-	204
60	Smart solutions - Pan city (incl city collaboration centre, environmental sensors, safety / surveillance, information	Tirupati	L&T Limited	EPC	204	41	61	102	-	-	-	204

Sr. no.	Project	Implementing agency	Name of implementing agency	Mode of implementation	Estimated TPC (Rs crore)	FY20	FY21	FY22	FY23	FY24	FY25	Total capital outlay FY20-FY25 (Rs crore)
	kiosks, city collaboration platform)											
61	UGSS	Tirunelveli	Tirunelveli Municipal Corporation	EPC	204	20	51	61	71	-	-	204
62	Smart poles	Amaravati	SPV	EPC	204	20	51	61	71	-	-	204
63	Model road project	Dehradun	Bridge and Roof Company (India) Limited	EPC	203	20	51	61	71	-	-	203
64	Providing government housing on Smart Cities Mission to BDA - Phase 1A	Bhopal	Bhopal Development Authority	EPC	201	50	151	-	-	-	-	201
65	District cooling (PPP mode)	Amaravati	Tabreed Amaravati District Cooling Private Limited	PPP	201	10	20	30	50	90	-	201
66	Optical fibre cable	Pune	L&T Limited	PPP	200	20	60	60	60	-	-	200
67	Road improvement and maintenance, NMT infrastructure and street furniture, urban nodes and utility ducts	Kanpur	KSCL	EPC	199	40	60	100	-	-	-	199
68	Providing continuous pressurised water supply to Tumakuru city under UIDSSMT	Tumakuru	KUWSDB	EPC	199	-	60	70	70	-	-	199
69	Urban civic tower	Ranchi	JUIDCO	EPC	192	19	58	58	58	-	-	192
70	Improvements to water distribution and sewerage system in ABD area	Solapur	LCMMC Joint Venture	EPC	191	48	143	-	-	-	-	191
71	Development of integrated group housing facilities at Dumbhal tenement on TP Scheme no. 33 (Dumbhal),	Surat	Siddhi Constructions, Surat	PPP	184	18	55	55	55	-	-	184

Sr. no.	Project	Implementing agency	Name of implementing agency	Mode of implementation	Estimated TPC (Rs crore)	FY20	FY21	FY22	FY23	FY24	FY25	Total capital outlay FY20-FY25 (Rs crore)
	FP no. 18/A on PPP basis under redevelopment of public housing scheme – 2016											
72	Restoration of Perumpattam Canal	Erode	Erode Smart City Limited	EPC	184	18	37	55	73	-	-	184
73	Muzaffarpur storm water drainage project	Muzaffarpur	BUIDCO	EPC	183	9	18	28	46	83	-	183
74	Waste to energy	Jaipur	Jaipur Nagar Nigam	EPC	182	18	55	55	55	-	-	182
75	Government housing - Phase 3 - ABD area	Bhopal	RN Dobariya	EPC	181	18	54	54	54	-	-	181
76	MSI	Aurangabad	KEC International	EPC	179	36	54	89	-	-	-	179
77	Slum-free area - Sahakar Nagar	Vadodara	Cube Construction Engg Limited	PPP	173	-	52	61	61	-	-	173
78	Transport & circulation (roads) with pedestrian facility duct for utilities including gas line, power line, optical fibre, provision for sewerage & drainage	Ranchi	Ranchi Smart City Corporation Limited	EPC	173	35	69	69	-	-	-	173
79	Street light	Nashik	SPV	PPP	171	-	51	60	60	-	-	171
80	Storage capacity augmentation in existing sumps/clear water	Jhansi	Jal Nigam	EPC	168	8	17	25	42	75	-	168
81	Riverfront development	Amaravati	SPV	EPC	166	17	42	50	58	-	-	166
82	Small-bore sewer/ vacuum system for onsite sanitation - Includes storage facility for treated water used for landscaping	Kochi	LC Infra QUAVAC and Enviro Consortium	EPC	166	42	125	-	-	-	-	166

Sr. no.	Project	Implementing agency	Name of implementing agency	Mode of implementation	Estimated TPC (Rs crore)	FY20	FY21	FY22	FY23	FY24	FY25	Total capital outlay FY20-FY25 (Rs crore)
83	Rabindra Bhavan	Ranchi	JUIDCO	EPC	165	17	50	50	50	-	-	165
84	Complete streets - Landscaping/universal access/sidewalks/cycle tracks/junction/vending	Visakhapatnam	Shapoorji Pallonji and Company Private Limited	EPC	165	41	124	-	-	-	-	165
85	24x7 water supply (Tender II - Smart meters)	Pune	L&T Limited and Jain Irrigation	EPC	165	41	124	-	-	-	-	165
86	Water 24x7 - Smart meters and pipeline (Tender II)	Pune	Pune Municipal Corporation	EPC	165	17	50	50	50	-	-	165
87	Command control and communication centre	Ranchi	Ranchi Smart City Corporation Limited	EPC	165	33	66	66	-	-	-	165
88	Smart road no. 2 - Raj Bhawan to Birsa Chowk via Kishore Ganj	Ranchi	JUIDCO	EPC	162	16	49	49	49	-	-	162
89	Command and control centre	Nashik	SPV	EPC	159	32	48	80	-	-	-	159
90	UGSS	Tiruppur	Tiruppur Smart City Limited	EPC	158	16	39	47	55	-	-	158
91	Bus terminal redevelopment - New multi-level car parking (MLCP) etc.	Madurai	Madurai Smart City Limited	EPC	155	31	46	77	-	-	-	155
92	Rehabilitation of minor roads	Agra	Agra Smart City Limited	EPC	154	31	46	77	-	-	-	154
93	Road and road widening (greenfield)	Pune	Patil Constructions	EPC	154	38	115	-	-	-	-	154
94	MSI for implementation of smart solution like ICC, ERP, GIS, integrated traffic management system (ITMS), smart parking	Rajkot	Bharat Sanchar Nigam Limited	EPC	153	15	38	46	54	-	-	153
95	Distribution line (new + replacement)	Agra	Agra Smart City Limited	EPC	151	30	45	75	-	-	-	151

Sr. no.	Project	Implementing agency	Name of implementing agency	Mode of implementation	Estimated TPC (Rs crore)	FY20	FY21	FY22	FY23	FY24	FY25	Total capital outlay FY20-FY25 (Rs crore)
96	Closure of storm drain in Chandrabhaga in TOZ area	Ahmedabad	SPV	EPC	150	38	113	-	-	-	-	150
97	Smart integrated command and control centre (city surveillance system, digital signages, etc.)	Chennai	Chennai Smart city Limited	EPC	150	37	112	-	-	-	-	150
98	Utility duct (electricity, water, sewer, OFC, telecom, PNG)	Kanpur	Kanpur Smart City Limited	EPC	147	29	44	74	-	-	-	147
99	Development of smart roads (Package 1: Civil works) in ABD area of Jaipur	Jaipur	Jaipur Smart City Limited	EPC	146	36	109	-	-	-	-	146
100	Dedicated water supply scheme to the Erode City Municipal Corporation	Erode	Tamil Nadu Water Supply and Drainage Board	EPC	145	15	29	44	58	-	-	145
101	24x7 water supply scheme under smart city area, refurbishment of existing network, smart water meter	Surat	Laxmi Civil Engg Services Private Limited – P Das Infrastructure (JV)	EPC	145	36	108	-	-	-	-	145
102	Affordable housing (PPP) (10,200 units) - 1,400 DU	Surat	Shanti Residences Private Limited, Surat	PPP	144	14	43	43	43	-	-	144
103	ABD - 29. Rejuvenation of Atal Sarovar - Lake 1 under iconic development at greenfield area	Rajkot	SPV	EPC	143	14	36	43	50	-	-	143
104	Beautification and streetscaping of Fatehabad Road	Agra	ASCL	EPC	143	29	43	71	-	-	-	143

Sr. no.	Project	Implementing agency	Name of implementing agency	Mode of implementation	Estimated TPC (Rs crore)	FY20	FY21	FY22	FY23	FY24	FY25	Total capital outlay FY20-FY25 (Rs crore)
105	Providing 2nd stage underground drainage facilities to Tumakuru city	Tumakuru	AMRUT	EPC	142	-	43	50	50	-	-	142
106	Mahakaal Rudrasagar integrated development approach	Ujjain	Gayatri Electrical	EPC	138	28	41	69	-	-	-	138
107	Medium density residential neighbourhoods	Satna	Kalyan Toll Infrastructure Limited, Indore	EPC	136	7	14	20	34	61	-	136
108	Waste to energy generation plant	Kanpur	KMC	PPP	135	-	41	47	47	-	-	135
109	Integrated smart city solutions	Agartala	Agartala Smart City Limited	EPC	134	27	54	54	-	-	-	134
110	Storm water drain for flood mitigation	Thoothukudi	Thoothukudi City Municipal Corporation	EPC	134	13	33	40	47	-	-	134
111	UGSS - Phase III	Vellore	Vellore Municipal Corporation	EPC	131	26	39	66	-	-	-	131
112	Integrated command and control centre for Kohima smart city	Kohima	Bharat Electronics Limited	EPC	131	26	39	66	-	-	-	131
113	Power distribution infrastructure for RSC (ABD site)	Ranchi	JUIDCO	EPC	130	26	52	52	-	-	-	130
114	Integrated command and control centre for two cities of Sikkim (Namchi & Gangtok)	Namchi	Bharat Electronics Limited	EPC	129	26	39	65	-	-	-	129
115	Development of integrated group housing facilities at Anjana tenement on TP Scheme no. 7 (Anjana), FP no. 98 on PPP basis under	Surat	RDB Realty & Infrastructure Limited, Kolkata	PPP	129	13	39	39	39	-	-	129

Sr. no.	Project	Implementing agency	Name of implementing agency	Mode of implementation	Estimated TPC (Rs crore)	FY20	FY21	FY22	FY23	FY24	FY25	Total capital outlay FY20-FY25 (Rs crore)
	redevelopment of public housing scheme - 2016											
116	I3C, GIS, city smart poles ATCS, ITMS, city surveillance, smart sewerage waste management (SWM), telemedicine & EMR, virtual classrooms and connected Dahod APP	Dahod	Honeywell Automation India Limited	EPC	128	13	32	38	45	-	-	128
117	Slum-free area - Ekta Nagar	Vadodara	Manav Infrastructure Private Limited	PPP	126	-	38	44	44	-	-	126
118	Design, construction and operation of convention centre at Ujjain	Ujjain	RN Dobariya	EPC	126	25	38	63	-	-	-	126
119	Jan Mahal (urban transport hub along with MLCP)	Vadodara	JP Iskon Private Limited	PPP	125	-	38	44	44	-	-	125
120	Smart elements	Kalyan-Dombivali	NEC India Private Limited	EPC	125	25	37	62	-	-	-	125
121	Expediting flyover from Kaali Pahadi to Medical Bypass Road with	Jhansi	UP State Setu Nigam Limited & Railway	EPC	125	6	12	19	31	56	-	125
122	Affordable housing (PPP) (10,200 units) – 1,450 DU	Surat	Safal Construction Private Limited, Ahmedabad	PPP	124	12	37	37	37	-	-	124
123	SCADA for water supply management for pan city	Bhopal	Technosys Security Systems Private Limited	EPC	123	31	92	-	-	-	-	123
124	Smart metering and online performance monitoring	Thane	Jain Ceinsys JV	EPC	121	24	36	61	-	-	-	121

Sr. no.	Project	Implementing agency	Name of implementing agency	Mode of implementation	Estimated TPC (Rs crore)	FY20	FY21	FY22	FY23	FY24	FY25	Total capital outlay FY20-FY25 (Rs crore)
125	Visible improvement in area (non-vehicle zone street, walkability - footpath, non-motorised vehicles, signages)	Surat	KKB Projects Private Limited, Surat	EPC	121	30	91	-	-	-	-	121
126	Kangla rejuvenation programme	Imphal	Tourism Department, Manipur	EPC	120	12	36	36	36	-	-	120
127	Affordable housing (PPP) (10,200 units) – 1,650 DU	Surat	Safal Construction Private Limited, Ahmedabad	PPP	119	12	36	36	36	-	-	119
128	Smart water supply	Pimpri-Chinchwad	SPV	EPC	118	12	30	35	41	-	-	118
129	City monitoring & management centre	Gangtok	Bharat Electronics Limited	EPC	118	12	29	35	41	-	-	118
130	Solar panels on rooftop of public building facilities	Gwalior	Urja Vikas Nigam	PPP	117	23	35	58	-	-	-	117
131	Strengthening distribution system for implementing 24x7 water supply including 8 years' O&M to Mangaluru city	Mangaluru	KUIDFC	EPC	114	23	34	57	-	-	-	114
132	24x7 water supply & power - Smart grids and water supply lines	Imphal	PHED, Manipur	EPC	114	11	34	34	34	-	-	114
133	Amaravati ICC	Amaravati	SPV	EPC	112	11	28	34	39	-	-	112
134	Chab Talav development: STPs, cycle & jogging track, beautification, solar power, lighting and activity zone	Dahod	BVG India Limited	EPC	111	11	28	33	39	-	-	111
135	Storm water network in the city and recharging Chhab Talav	Dahod	Jayanti Super Construction	EPC	110	11	28	33	39	-	-	110

Sr. no.	Project	Implementing agency	Name of implementing agency	Mode of implementation	Estimated TPC (Rs crore)	FY20	FY21	FY22	FY23	FY24	FY25	Total capital outlay FY20-FY25 (Rs crore)
136	Improvement of water supply - Phase 1, Package II	Thanjavur	Thanjavur Smart City Limited	EPC	108	22	32	54	-	-	-	108
137	100% coverage with collection and treatment	Aligarh	Uttar Pradesh Jal Nigam	EPC	108	11	27	32	38	-	-	108
138	Jharkhand Urban Planning and Management Institute	Ranchi	JUIDCO	EPC	108	11	32	32	32	-	-	108
139	Development of ERP with GIS platform& advanced grievance redressal system	Surat	SPV	EPC	107	27	80	-	-	-	-	107
140	Sewerage - Sewer line along nallah and strengthening and augmentation of network	Lucknow	Uttar Pradesh Jal Nigam	EPC	105	21	42	42	-	-	-	105
141	Integrated traffic control system & area surveillance network	Surat	ARS T & TT	EPC	103	26	78	-	-	-	-	103
142	Riverfront development - Infrastructure works, pedestrian bridge, riverfront promenade, etc. - North B	Shivamogga	Shivamogga Smart City Limited	EPC	103	21	31	52	-	-	-	103
143	Smart poles with OFC	Ujjain	Reliance Jio Infocomm Limited	PPP	103	-	31	36	36	-	-	103
144	Traffic violation detection system	Karnal	Madras Security Printers	EPC	102	10	25	31	36	-	-	102
145	Development of smart roads - Package 2b - Area between Jail Road-Kuvempu Road-Sagar Road and canal front road	Shivamogga	Shivamogga Smart City Limited	EPC	101	20	30	51	-	-	-	101
146	SCADA water supply monitoring system	Kakinada	GAJA- KCS (JV), Hyderabad	EPC	101	25	76	-	-	-	-	101

Sr. no.	Project	Implementing agency	Name of implementing agency	Mode of implementation	Estimated TPC (Rs crore)	FY20	FY21	FY22	FY23	FY24	FY25	Total capital outlay FY20-FY25 (Rs crore)
147	Construction of sewerage network in ABD area of Ujjain	Ujjain	Tata Engineering Services (under UMC)	EPC	100	20	30	50	-	-	-	100
148	Water 24x7 III	Pune	L&T Limited and Jain Irrigation	EPC	100	10	30	30	30	-	-	100
149	Development of roads in Kakinada under Smart Cities Mission - Phase I	Kakinada	KMV Projects Limited, Hyderabad	EPC	100	25	75	-	-	-	-	100
150	Development of roads in Kakinada smart city under Smart Cities Mission - Phase II	Kakinada	BVSR Constructions Private Limited, Hyderabad	EPC	100	25	75	-	-	-	-	100
151	Appointment of contractor for procurement, construction & maintenance of priority roads of 09, 12, 15, 18, 24 m wide and total approximate length 10.818 km	Solapur	Vijay Infra Projects Limited	EPC	100	25	75	-	-	-	-	100
152	Smart City Projects in various cities (Total Projects – 125) <sup>6</sup>			EPC	8,819	1,429	3,483	2,573	1,250	85	-	8,819
<b>Sub-total</b>						<b>6,313</b>	<b>15,834</b>	<b>12,736</b>	<b>7,929</b>	<b>1,359</b>	<b>-</b>	<b>44,172</b>
<b>Projects under development</b>												
1	70 acre cluster redevelopment	Thane	SPV	EPC	3,974	-	1,192	1,391	1,391	-	-	3,974
2	Participation in ABD area of Bhopal smart city for undertaking specified development activities on demarcated land through	Bhopal	SPV	EPC	2,950	295	885	885	885	-	-	2,950

<sup>6</sup> Projects having total project cost of less than Rs 100 crore/project are grouped together.

Sr. no.	Project	Implementing agency	Name of implementing agency	Mode of implementation	Estimated TPC (Rs crore)	FY20	FY21	FY22	FY23	FY24	FY25	Total capital outlay FY20-FY25 (Rs crore)
	proposed investment models											
3	Transit hub	Pune	SPV	PPP	1,250	125	375	375	375	-	-	1,250
4	Railway station multi-modal hub	Bhubaneswar	SPV	PPP	1,080	216	864	-	-	-	-	1,080
5	Rehabilitation/upgradation of 5 nos. existing STPs & construction of 1 no. new STP on design, build and operate (One-year DLP plus 15-year O&M) basis at Chandigarh under Smart Cities Mission	Chandigarh	SPV	EPC	854	171	342	342	-	-	-	854
6	Smart no. 4 Raj Bhawan to Booti More via Bariatu Road	Ranchi	Others	EPC	586	59	176	176	176	-	-	586
7	5/8. Housing and social inclusion	Rajkot	SPV	EPC	576	-	58	115	144	259	-	576
8	Development of smart roads (23.7 km) under ABD area, Bhagalpur smart city	Bhagalpur	SPV	EPC	527	105	211	211	-	-	-	527
9	Kalyan station precinct Improvement	Kalyan-Dombivali	SPV	EPC	522	104	157	261	-	-	-	522
10	6/8. Iconic development	Rajkot	SPV	EPC	511	-	51	102	128	230	-	511
11	Intermodal transport hub near Ranip	Ahmedabad	SPV	PPP	489	49	147	147	147	-	-	489
12	2/8. Smart and robust infrastructure	Rajkot	SPV	EPC	439	-	44	88	110	197	-	439
13	Smart pole	Pune	SPV	PPP	420	42	126	126	126	-	-	420
14	Smart road including residential street, barrier-free divyang-friendly footpath, road widening and improvement of junction	Raipur	SPV	EPC	383	77	153	153	-	-	-	383

Sr. no.	Project	Implementing agency	Name of implementing agency	Mode of implementation	Estimated TPC (Rs crore)	FY20	FY21	FY22	FY23	FY24	FY25	Total capital outlay FY20-FY25 (Rs crore)
	(A22 + A25 + A24 + A18 + A19 + A37 + A4 + A14)											
15	Tertiary treatment plant	Solapur	City	PPP	375	38	113	113	113	-	-	375
16	ABD - 05. Development of management convention centre under sustainable economic development & employment generation at greenfield area	Rajkot	SPV	PPP	325	-	33	65	81	146	-	325
17	Water connectivity - Diu Daman ferry services	Diu	Others	EPC	324	-	32	49	97	146	-	324
18	Implementation of intelligent street poles in Kochi	Kochi	SPV	PPP	302	30	90	90	90	-	-	302
19	ICCC	Rourkela	SPV	EPC	296	59	89	148	-	-	-	296
20	Nashik Jeevan water supply pan city project	Nashik	SPV	EPC	282	56	85	141	-	-	-	282
21	Commercial space in Mughal Canal	Karnal	SPV	EPC	275	-	55	83	138	-	-	275
22	Bus service	Nashik	City	PPP	268	-	80	94	94	-	-	268
23	Smart road in ABD region - Phase 2	Gwalior	SPV	EPC	251	50	75	125	-	-	-	251
24	Affordable housing (PPP) (10,200 units) – 2,700 DU	Surat	SPV	PPP	247	25	74	74	74	-	-	247
25	Integrated project for development of Maharajbada pedestrianisation with multi-level underground parking and construction of 15.625 km smart road along with shifting of overhead power cables to underground ducts	Gwalior	Others	EPC	242	48	73	121	-	-	-	242

Sr. no.	Project	Implementing agency	Name of implementing agency	Mode of implementation	Estimated TPC (Rs crore)	FY20	FY21	FY22	FY23	FY24	FY25	Total capital outlay FY20-FY25 (Rs crore)
26	Teen Haath Naka Junction improvement	Thane	SPV	EPC	239	-	72	84	84	-	-	239
27	Sustainable economic development and employment generation	Rajkot	SPV	EPC	232	-	23	46	58	104	-	232
28	Construction of lifts/escalators	Shimla	SPV	PPP	213	-	43	64	106	-	-	213
29	MSI for implementation of command & control centre & integrated smart solution	Bhagalpur	SPV	EPC	212	42	85	85	-	-	-	212
30	Construction of 140 km sewerage network	Kakinada	SPV	EPC	212	42	169	-	-	-	-	212
31	Construction of STPs at 3 locations, i.e., 100 MLD STP at Reddypuram, 15 MLD at Pragathinagar and 5 MLD at Ursugutta, under single package in GWMC, under Smart City Development Funds	Greater Warangal	SPV	EPC	200	40	80	80	-	-	-	200
32	Implementation of intelligent SCADA based LED street lighting in Indore city on PPP model	Indore	City	PPP	200	20	60	60	60	-	-	200
33	Borsola Beel - Infrastructure and landscaping works	Guwahati	SPV	EPC	197	39	158	-	-	-	-	197
34	One stop Rourkels (including entrepreneur centre, skill development centre, training centre, tribal art centre and showrooms for craft exhibition, etc.)	Rourkela	SPV	PPP	196	39	59	98	-	-	-	196
35	Bus operator for procurement, operation and	Gwalior	Others	PPP	195	-	59	68	68	-	-	195

Sr. no.	Project	Implementing agency	Name of implementing agency	Mode of implementation	Estimated TPC (Rs crore)	FY20	FY21	FY22	FY23	FY24	FY25	Total capital outlay FY20-FY25 (Rs crore)
	maintenance of 40 electric buses											
36	Adaptive traffic management system	Pune	SPV	EPC	192	38	153	-	-	-	-	192
37	Processing and treatment plant at Umbarde (waste to energy - PPP)	Kalyan-Dombivali	City	PPP	190	-	57	67	67	-	-	190
38	System integrator for implementation of pan city ICT components	Greater Warangal	SPV	EPC	190	38	76	76	-	-	-	190
39	Solar on canal top (Thunga high level canal)	Shivamogga	SPV	PPP	182	-	55	64	64	-	-	182
40	MLP with shopping plaza (old west point area)	Gangtok	SPV	PPP	177	-	35	53	89	-	-	177
41	Electricity distribution and supply management - ABD area	Bhopal	SPV	EPC	175	18	53	53	53	-	-	175
42	ICT-based MSI	Guwahati	SPV	EPC	170	34	136	-	-	-	-	170
43	Sewerage collection and wastewater recycling	Tiruppur	Others	EPC	160	-	32	48	80	-	-	160
44	Riverfront development	Tiruppur	SPV	EPC	157	-	31	47	78	-	-	157
45	Drain rehabilitation	Aligarh	SPV	EPC	152	-	30	46	76	-	-	152
46	Grade separator at Teynampet Junction connecting Theyagaraya Road and Eldams Road-Muthuramalingam Road	Chennai	City	EPC	152	30	121	-	-	-	-	152
47	Multi-utility smart poles	Patna	SPV	PPP	151	-	15	30	38	68	-	151
48	Development of MUFC at Dharmnath Circle	Belagavi	SPV	PPP	148	15	45	45	45	-	-	148
49	24x7 water supply with smart water metering	Vadodara	SPV	EPC	147	29	44	74	-	-	-	147

Sr. no.	Project	Implementing agency	Name of implementing agency	Mode of implementation	Estimated TPC (Rs crore)	FY20	FY21	FY22	FY23	FY24	FY25	Total capital outlay FY20-FY25 (Rs crore)
50	ICCC	Muzaffarpur	SPV	EPC	147	-	15	29	37	66	-	147
51	Construction of ICCC	Jhansi	SPV	EPC	147	-	29	44	73	-	-	147
52	Redevelopment of central market	Mangaluru	SPV	PPP	145	-	44	51	51	-	-	145
53	Intelligent traffic and integrated transport management	Rajkot	SPV	EPC	144	-	14	29	36	65	-	144
54	LED light in ABD area	Jalandhar	SPV	EPC	140	28	42	70	-	-	-	140
55	Smart street lighting and ICT works - ABD area	Bhopal	Others	EPC	140	14	42	42	42	-	-	140
56	Work for 24x7 water supply (pilot) project under Smart Cities Mission in Manimajra (Chandigarh) consists of retrofitting of existing network, laying of new network including civil, electro-mechanical, instrumentation, SCADA and operation and maintenance for a period of 15 years	Chandigarh	SPV	EPC	139	28	56	56	-	-	-	139
57	Smart roads	Amritsar	SPV	EPC	138	28	41	69	-	-	-	138
58	Development of incubation, innovation and training centre in Agartala city, in PPP mode	Agartala	Others	PPP	132	13	40	40	40	-	-	132
59	Indoor sports complex at Brijendra Swaroop Park	Kanpur	SPV	EPC	127	25	38	63	-	-	-	127
60	Integrated transit management system	Jaipur	SPV	EPC	126	25	101	-	-	-	-	126
61	Development of smart road (Marg Shubham) - Phase 1	Sagar	SPV	EPC	126	-	25	38	63	-	-	126

Sr. no.	Project	Implementing agency	Name of implementing agency	Mode of implementation	Estimated TPC (Rs crore)	FY20	FY21	FY22	FY23	FY24	FY25	Total capital outlay FY20-FY25 (Rs crore)
	(complete street design, underground pipe gas distribution, street light, underground utility ducts)											
62	Development of MLCP in different locations of ABD area - Various locations	Indore	SPV	EPC	125	25	100	-	-	-	-	125
63	Smart road with underground cable duct	Vadodara	SPV	EPC	125	25	38	63	-	-	-	125
64	Selection of MSI for implementation and maintenance of smart solutions in Amritsar city - Phase I	Amritsar	SPV	EPC	125	25	37	62	-	-	-	125
65	Implementation of smart water management components - ABD area	Bhopal	SPV	EPC	123	12	37	37	37	-	-	123
66	Public transit corridor improvement	Thoothukudi	SPV	EPC	122	-	24	37	61	-	-	122
67	GIS-enabled ERP including municipal service-level benchmarking, unique smart addressing and online establishment licensing	Pimpri-Chinchwad	SPV	EPC	117	-	12	23	29	53	-	117
68	ICCC	Jalandhar	SPV	EPC	117	23	35	58	-	-	-	117
69	Skill development and economic commercial business centre	Kanpur	SPV	PPP	115	-	34	40	40	-	-	115
70	Smart transit hub: Transit hub with truck terminal, exchange facility & smart parking facility	Dahod	SPV	EPC	112	-	22	33	56	-	-	112
71	Lakha Banjara lake rejuvenation & lakefront	Sagar	SPV	EPC	106	-	21	32	53	-	-	106

Sr. no.	Project	Implementing agency	Name of implementing agency	Mode of implementation	Estimated TPC (Rs crore)	FY20	FY21	FY22	FY23	FY24	FY25	Total capital outlay FY20-FY25 (Rs crore)
	development, Sagar, Madhya Pradesh, India											
72	Strengthening of sewerage and storm sewer in ABD area including house connection for sullage	Amritsar	SPV	EPC	106	21	32	53	-	-	-	106
73	MSI for smart solution	Bihar Sharif	SPV	EPC	104	-	21	31	52	-	-	104
74	Smart water audit project	Vadodara	SPV	EPC	103	21	31	52	-	-	-	103
75	Road & junction improvement smart road	Lucknow	SPV	EPC	100	20	40	40	-	-	-	100
76	Pedestrian only zone at Bada	Gwalior	SPV	PPP	100	20	30	50	-	-	-	100
77	Smart Cities Mission Projects (Total Projects – 68) <sup>7</sup>				4,498	435	1,643	1,124	951	345		4,498
<b>Sub-total</b>						<b>2,764</b>	<b>9,913</b>	<b>8,925</b>	<b>6,753</b>	<b>1,679</b>	<b>-</b>	<b>30,034</b>
<b>Projects under conceptualisation</b>												
1	Janpath government housing redevelopment	Bhubaneswar	SPV	PPP	1,260	126	378	378	378	-	-	1,260
2	Nirmal Nag river project (Nag river pollution abatement project)	Nagpur	SPV	EPC	1,252	-	376	501	376	-	-	1,252
3	Jammu Urban Habitat Centre	Jammu	Others	EPC	1,231	-	123	246	308	554	-	1,231
4	Brahmaputra riverfront development	Guwahati	SPV	EPC	1,155	116	1,040	-	-	-	-	1,155
5	Mixed-use development (including multi-modal hub mix use, mixed-use development in other vacant plots, skill development centre and innovation and incubation lab)	Faridabad	SPV	PPP	965	97	241	386	241	-	-	965

<sup>7</sup> Projects having total project cost of less than Rs 100 crore/project are grouped together.

Sr. no.	Project	Implementing agency	Name of implementing agency	Mode of implementation	Estimated TPC (Rs crore)	FY20	FY21	FY22	FY23	FY24	FY25	Total capital outlay FY20-FY25 (Rs crore)
6	Integrated urban infrastructure (development of mobility plan, rejuvenation of lakes / green spaces, NMT track & retrofitting of areas)	Bareilly	SPV	PPP	716	-	143	215	358	-	-	716
7	Urban magnets	Atal Nagar	SPV	EPC	661	-	66	132	165	298	-	661
8	(A30) Bilasa Greens - Mini basti slum redevelopment with integrated urban plaza, multi-modal hub and mixed-use development	Bilaspur	SPV	PPP	634	-	63	127	158	285	-	634
9	24/7 water supply pan city	Kochi	Others	EPC	621	62	186	186	186	-	-	621
10	Performance-based water supply management	Varanasi	Others	EPC	600	-	180	240	180	-	-	600
11	Market redevelopment: Multi-utility buildings	Raipur	SPV	PPP	571	57	143	228	143	-	-	571
12	Urban plaza & market redevelopment at Ganj Mandi	Raipur	SPV	PPP	567	57	142	227	142	-	-	567
13	Burlton Park sports hub	Jalandhar	SPV	PPP	564	-	169	226	169	-	-	564
14	24x7 water supply - Chandigarh	Chandigarh	SPV	EPC	550	55	193	303	-	-	-	550
15	Piped gas distribution network in city	Moradabad	SPV	EPC	542	-	54	81	163	244	-	542
16	UGSS	Madurai	SPV	EPC	529	53	159	317	-	-	-	529
17	3I (integrated infrastructure improvement) module	Bhubaneswar	SPV	PPP	517	52	465	-	-	-	-	517
18	Redevelopment of civil lines bus station	Prayagraj	SPV	PPP	500	-	50	100	125	225	-	500
19	Integrated transport hub (integrated bus terminal with retail mall and recreational centre)	Mangaluru	SPV	PPP	500	-	150	200	150	-	-	500

Sr. no.	Project	Implementing agency	Name of implementing agency	Mode of implementation	Estimated TPC (Rs crore)	FY20	FY21	FY22	FY23	FY24	FY25	Total capital outlay FY20-FY25 (Rs crore)
20	Redevelopment of FCI godowns as commercial district - Project development & construction cost	Srinagar	Others	EPC	474	-	47	95	118	213	-	474
21	Redevelopment of Brihaspati Bazar & Shanichari Bazar	Bilaspur	SPV	PPP	415	-	42	83	104	187	-	415
22	Smart parking at 22 locations (including commercial at 10 locations)	Dharamshala	Others	PPP	410	41	103	164	103	-	-	410
23	Ropeway	Kohima	SPV	EPC	409	41	123	245	-	-	-	409
24	Infrastructure development and city bus services in Faridabad under PPP mode	Faridabad	SPV	PPP	403	40	101	161	101	-	-	403
25	Narmada Samridhi Corridor	Jabalpur	SPV	PPP	400	40	360	-	-	-	-	400
26	Water supply distribution network - Construction of reservoirs, new distribution network, WTP	Aizawl	Others	EPC	389	-	39	78	97	175	-	389
27	School, college redevelopment with facilities such as Atal Tinkering Lab, research & innovation council, and e-classroom	Bilaspur	Others	PPP	388	-	39	78	97	175	-	388
28	Smart road	Itanagar	SPV	EPC	384	-	38	58	115	173	-	384
29	Sewerage II	Tiruchirappalli	SPV	EPC	376	-	75	113	188	-	-	376
30	River bank development	Srinagar	Others	EPC	358	-	36	72	90	161	-	358
31	Commercial space development	Shimla	SPV	PPP	352	-	35	70	88	158	-	352
32	Iconic riverfront development	Jammu	Others	EPC	350	-	35	70	88	158	-	350

Sr. no.	Project	Implementing agency	Name of implementing agency	Mode of implementation	Estimated TPC (Rs crore)	FY20	FY21	FY22	FY23	FY24	FY25	Total capital outlay FY20-FY25 (Rs crore)
33	ABD - 22. Development of affordable housing with exclusive provision of ground floor units for differently abled and families with senior citizen only under housing and social inclusion at greenfield area	Rajkot	SPV	PPP	350	-	35	70	88	158	-	350
34	Adaptive reuse of heritage structures of Jaleb Chowk to Global Art Square, old town hall to city museum + high end theatre, old police HQ to Jaipur Habitat Centre + design and development centre and other heritage structures in ABD	Jaipur	SPV	EPC	349	35	314	-	-	-	-	349
35	Road and junction improvement	Thiruvananthapuram	Others	EPC	320	-	64	96	160	-	-	320
36	Retrofitting Mandakki Bhatti area	Davanagere	SPV	EPC	318	32	286	-	-	-	-	318
37	Sewerage connection and network	Srinagar	Others	EPC	300	-	30	60	75	135	-	300
38	Underground market	Gangtok	SPV	PPP	300	-	30	60	75	135	-	300
39	Storm water drainage and sewerage network	Panaji	Others	EPC	297	30	104	164	-	-	-	297
40	Road and road widening - Phase 2	Pune	SPV	EPC	292	29	88	88	88	-	-	292
41	STP (Packaged STP) drainage	Namchi	SPV	EPC	284	28	85	170	-	-	-	284
42	Multi-services underground ducting	Srinagar	Others	EPC	276	-	28	55	69	124	-	276
43	Development of private sector	Shimla	SPV	EPC	271	-	27	54	68	122	-	271
44	24x7 water supply	Srinagar	Others	EPC	264	-	26	53	66	119	-	264

Sr. no.	Project	Implementing agency	Name of implementing agency	Mode of implementation	Estimated TPC (Rs crore)	FY20	FY21	FY22	FY23	FY24	FY25	Total capital outlay FY20-FY25 (Rs crore)
45	Trade and innovation centre	Atal Nagar	SPV	PPP	260	-	52	78	130	-	-	260
46	Non-motorised form of mobility	Gangtok	SPV	PPP	260	-	52	78	130	-	-	260
47	Housing	Pasighat	Others	PPP	252	-	50	76	126	-	-	252
48	Intermodal transit hub	Atal Nagar	SPV	PPP	250	-	50	75	125	-	-	250
49	ICCC	Bengaluru	SPV	EPC	250	-	50	75	125	-	-	250
50	Public institutions redevelopment with social inclusion spaces such as CLC, gender resource centre, and incubation centre.	Bilaspur	SPV	PPP	244	-	24	49	61	110	-	244
51	Sewerage system	Port Blair	Others	EPC	241	24	84	133	-	-	-	241
52	Rooftop solar panels in government buildings	Bilaspur	SPV	EPC	234	-	47	70	117	-	-	234
53	24x7 water supply	Jammu	Others	EPC	230	-	23	46	58	104	-	230
54	UGSS - Package 1	Erode	SPV	EPC	228	-	46	68	114	-	-	228
55	Housing for slum dwellers (housing for 1,750 dwelling units including 350 units planned at Chinnayapuram and Jaffarbai Thottam, Kumaragurupallam, Distillery Quarters & other sites)	Puducherry	SPV	EPC	218	-	22	44	54	98	-	218
56	Development of smart parking at 11 locations integrated with charge stations and NMT parking and networked on a common middleware platform for integration with BCCC and front-end app for citizens park-in-Bilaspur cum 5 multi-modal interchanges	Bilaspur	SPV	PPP	216	-	22	43	54	97	-	216
57	Agro sector units and handicraft hub	Pasighat	Others	PPP	216	-	43	65	108	-	-	216

Sr. no.	Project	Implementing agency	Name of implementing agency	Mode of implementation	Estimated TPC (Rs crore)	FY20	FY21	FY22	FY23	FY24	FY25	Total capital outlay FY20-FY25 (Rs crore)
58	Development of ICCC for the city	Bareilly	SPV	PPP	214	-	43	64	107	-	-	214
59	Greenfield infrastructure development project	Nashik	SPV	EPC	210	21	63	126	-	-	-	210
60	Vathayanam - All weather access	Kavaratti	Others	EPC	208	-	42	62	104	-	-	208
61	Placemaking, safety and health	Atal Nagar	Others	EPC	205	-	20	41	51	92	-	205
62	Development of office complex and commercial shopping at Delhi bus depot	Saharanpur	SPV	PPP	200	-	40	60	100	-	-	200
63	Multi-level automated parking at Khan Market and Janpath	NDMC	SPV	EPC	200	20	60	60	60	-	-	200
64	Construction and development of ICCC with security, surveillance, ITMS, connecting port, ship service, smart solid waste management, smart public transport system, integration of smart utilities infrastructure, etc.	Port Blair	SPV	EPC	200	20	70	110	-	-	-	200
65	ICCC and smart components (ITMS, city surveillance, e-gov, etc.)	Saharanpur	SPV	EPC	198	-	40	59	99	-	-	198
66	Electric buses	Srinagar	SPV	EPC	198	-	20	40	50	89	-	198
67	Vibrant community	Atal Nagar	SPV	EPC	197	-	20	39	49	89	-	197
68	Utility ducting corridor with provisions for electric cables, optical fibre, cable network for 155 km [35 km: both side ducting, 85 km: one side]	Puducherry	SPV	EPC	195	-	20	39	49	88	-	195
69	Smart road Phase 2 - All other roads (ROW varying from 5 m	Rourkela	SPV	EPC	193	19	58	116	-	-	-	193

Sr. no.	Project	Implementing agency	Name of implementing agency	Mode of implementation	Estimated TPC (Rs crore)	FY20	FY21	FY22	FY23	FY24	FY25	Total capital outlay FY20-FY25 (Rs crore)
	to 30 m) with carriageway, footpath, cycle											
70	Public parking	Imphal	SPV	EPC	189	19	47	76	47	-	-	189
71	Citywide OFC infrastructure through PPP	Raipur	SPV	PPP	187	19	47	75	47	-	-	187
72	Rejuvenation of sports stadium - Creation of sports facilities on PPP mode	Varanasi	SPV	PPP	186	19	56	112	-	-	-	186
73	Selection of MSI for ICCC	Chandigarh	SPV	EPC	184	18	64	101	-	-	-	184
74	Non-motorised transport and battery operated vehicles	New Town Kolkata	Others	EPC	182	18	46	73	46	-	-	182
75	MSI for setting up smart urban infrastructure and central command & control centre, including (a) hospital services management system including remote health monitoring, (b) smart parking solutions, (c) traffic management system, (d) public transport management system, (e) city-wide GIS mapping, (f) security through CCTV cameras, and (g) centralised landslide & fire warning system	Shimla	SPV	EPC	181	-	36	54	91	-	-	181
76	Rainwater harvesting	New Town, Kolkata	Others	EPC	181	18	45	72	45	-	-	181
77	Construction of tunnel from Lift to Lakkar Bazar	Shimla	SPV	EPC	180	-	18	36	45	81	-	180
78	Housing for EWS	Ranchi	SPV	PPP	179	18	45	71	45	-	-	179
79	Road widening/improvement of junctions/ grade separators, basic work of bus stop, footpath, etc.	Shimla	SPV	EPC	178	-	36	53	89	-	-	178

Sr. no.	Project	Implementing agency	Name of implementing agency	Mode of implementation	Estimated TPC (Rs crore)	FY20	FY21	FY22	FY23	FY24	FY25	Total capital outlay FY20-FY25 (Rs crore)
80	Convention centre at Mini Mata Basti, Talapaar Talab, having one large 2,000 ppl auditorium, four halls with 250 person capacity, four halls with 100 person capacity, media and business centre and related serviced commercial as well as residential facilities, supported by affordable housing and utility	Bilaspur	SPV	PPP	176	-	18	35	44	79	-	176
81	Provision of 25 km long service core trench for utilities	Port Blair	SPV	EPC	175	18	61	96	-	-	-	175
82	Bankipur BSRTC TTMC	Patna	SPV	PPP	175	-	18	35	44	79	-	175
83	Development of smart streets in Panaji - Phase I	Panaji	SPV	EPC	175	17	61	96	-	-	-	175
84	Development of central business district with commercial complex, hotel, auditorium, IT park, e-library and advanced skill development centre	Bareilly	Others	PPP	171	-	17	26	51	77	-	171
85	Water supply	Tiruchirappalli	SPV	EPC	170	-	34	51	85	-	-	170
86	Command centre	Dharamshala	SPV	EPC	169	17	59	93	-	-	-	169
87	Intelligent traffic and transport management system	Itanagar	Others	EPC	165	-	17	25	50	74	-	165
88	Underground drainage	Salem	SPV	EPC	165	17	50	99	-	-	-	165
89	DMA zonation with SCADA arrangements for water supply system	Tiruchirappalli	SPV	EPC	164	-	33	49	82	-	-	164
90	24x7 water supply and water management in ABD area and	Kota	SPV	EPC	163	16	49	98	-	-	-	163

Sr. no.	Project	Implementing agency	Name of implementing agency	Mode of implementation	Estimated TPC (Rs crore)	FY20	FY21	FY22	FY23	FY24	FY25	Total capital outlay FY20-FY25 (Rs crore)
	SCADA, smart metering and helium-based leakage											
91	Underground ducting	Thiruvananthapuram	Others	EPC	160	-	32	48	80	-	-	160
92	Urban revitalisation of roads and junction improvement project in ABD area - Phase II	Varanasi	SPV	EPC	160	-	48	64	48	-	-	160
93	Solid waste management project	Jammu	Others	EPC	160	-	16	32	40	72	-	160
94	DMA zonation with SCADA arrangements for water supply system	Tiruppur	SPV	EPC	159	-	32	48	80	-	-	159
95	Capacity building, implementation, contingencies, project management	New Town, Kolkata	Others	EPC	154	15	38	62	38	-	-	154
96	Development of service apartments	Shimla	SPV	PPP	154	-	15	31	38	69	-	154
97	1 km long sea deck abutting 20 m into the sea and 10 small sea decks (50 m x 2 m) with parking and seating facilities for tourists along with telescopic watchtowers in each. Leisure activity zones and seafood joint at each esplanade	Port Blair	SPV	EPC	150	15	53	83	-	-	-	150
98	WiFi using fibre optic laid across pan city	Imphal	SPV	EPC	150	15	53	83	-	-	-	150
99	Smart village	Atal Nagar	Others	PPP	150	-	15	30	38	68	-	150
100	STP at Reddypuram – 100 MLD	Greater Warangal	SPV	EPC	150	15	53	83	-	-	-	150
101	Manair precinct development (Vemulawada Bypass Road) -	Karimnagar	SPV	PPP	150	-	30	45	75	-	-	150

Sr. no.	Project	Implementing agency	Name of implementing agency	Mode of implementation	Estimated TPC (Rs crore)	FY20	FY21	FY22	FY23	FY24	FY25	Total capital outlay FY20-FY25 (Rs crore)
	Entertainment zone/knowledge centre											
102	Atal Smarak	Atal Nagar	SPV	EPC	150	-	30	45	75	-	-	150
103	Smart village	Atal Nagar	SPV	PPP	150	-	30	45	75	-	-	150
104	Rejuvenation and landscaping of Budha Nalla	Ludhiana	Others	EPC	150	15	135	-	-	-	-	150
105	Smart roads	Tiruppur	SPV	EPC	150	-	30	45	75	-	-	150
106	Robust retrofitting of old city area of Raj Colony, Hayat Colony, Municipal Colony, Baba Laldas, Hasan Colony, Madanpuri & Khatakheri	Saharanpur	SPV	EPC	150	-	30	45	75	-	-	150
107	24x7water supply for Zone II & III	Prayagraj	SPV	EPC	149	-	30	45	74	-	-	149
108	Aurangabad zoological park (safari park)	Aurangabad	Others	EPC	147	15	44	88	-	-	-	147
109	Housing component in Gwalior Habitat and Trade Center - 1,984 units	Gwalior	SPV	PPP	147	-	44	59	44	-	-	147
110	Hotel development	Shimla	SPV	PPP	145	-	15	29	36	65	-	145
111	City centre on land of transport department	Dehradun	SPV	EPC	145	-	29	44	73	-	-	145
112	Utility duct box (with shifting of utilities)	Silvassa	Others	EPC	144	-	14	22	43	65	-	144
113	Strengthening of sewerage network	Saharanpur	SPV	EPC	143	-	29	43	71	-	-	143
114	Integrated redevelopment of slum housing	Kochi	SPV	EPC	141	14	42	42	42	-	-	141
115	Improvement of power supply and distribution network	Aizawl	Others	EPC	141	-	14	28	35	64	-	141

Sr. no.	Project	Implementing agency	Name of implementing agency	Mode of implementation	Estimated TPC (Rs crore)	FY20	FY21	FY22	FY23	FY24	FY25	Total capital outlay FY20-FY25 (Rs crore)
116	Ropeway (2.5 km) with 4 stations Mowb 2, water park, opp Secretariat, Ita Fort	Itanagar	Others	EPC	140	-	14	21	42	63	-	140
117	Urban renewal along Nallah-i-Mar and Brari Nambal	Srinagar	Others	EPC	140	-	14	28	35	63	-	140
118	Road widening, constructing traffic islands and landscaping at major junctions. Integrated street section with underground common service corridor	Bilaspur	SPV	EPC	139	-	28	42	69	-	-	139
119	Solar energy	Salem	SPV	EPC	136	14	41	82	-	-	-	136
120	Utility duct for underground services	Moradabad	SPV	EPC	132	-	13	20	40	59	-	132
121	Multi-services underground ducting	Jammu	Others	EPC	132	-	13	26	33	59	-	132
122	Development of smart PMAY homes at Malin Basti, Maldahiya	Varanasi	SPV	EPC	131	-	39	53	39	-	-	131
123	Retrofitting of old area	Moradabad	SPV	EPC	130	-	13	20	39	59	-	130
124	Underground utility duct with sensors	Saharanpur	SPV	EPC	129	-	26	39	65	-	-	129
125	Smarter roads	Atal Nagar	SPV	PPP	128	-	26	38	64	-	-	128
126	Road improvement in ABD area	Port Blair	Others	EPC	126	13	44	69	-	-	-	126
127	Improvement in electrical distribution system	Amritsar	SPV	EPC	125	13	38	75	-	-	-	125
128	Market development & skill training	Bhagalpur	SPV	EPC	123	12	31	49	31	-	-	123
129	Water management	New Town, Kolkata	Others	EPC	122	12	31	49	31	-	-	122
130	Jammu zoological park	Jammu	Others	EPC	121	-	12	24	30	54	-	121
131	Modernisation of bus stand	Karimnagar	SPV	PPP	120	-	24	36	60	-	-	120

Sr. no.	Project	Implementing agency	Name of implementing agency	Mode of implementation	Estimated TPC (Rs crore)	FY20	FY21	FY22	FY23	FY24	FY25	Total capital outlay FY20-FY25 (Rs crore)
132	Multi-utility underground duct for urban services	Aizawl	Others	EPC	120	-	12	24	30	54	-	120
133	City commercial centre development	Moradabad	SPV	EPC	120	-	12	18	36	54	-	120
134	UGSS - Added area & omitted area	Thoothukudi	SPV	EPC	120	-	12	24	30	54	-	120
135	Intelligent traffic management system: IT tools for traffic management, enforcement and surveillance at 46 intersections identified by the traffic police department	Bilaspur	SPV	EPC	120	-	24	36	60	-	-	120
136	Redesigning of road sections to cover utilities and create walkable space	Solapur	SPV	EPC	120	12	108	-	-	-	-	120
137	Development of UG sewerage system with SBR STP	Bhagalpur	SPV	EPC	119	12	30	48	30	-	-	119
138	Redevelopment of Palyam market	Thiruvananthapuram	Others	PPP	118	-	24	35	59	-	-	118
139	Affordable housing	Varanasi	SPV	EPC	118	12	35	71	-	-	-	118
140	Adaptive reuse of lower court - Project development & construction cost	Srinagar	Others	EPC	116	-	12	23	29	52	-	116
141	Preparation and implementation of town planning scheme	Kalyan-Dombivali	SPV	EPC	115	11	34	69	-	-	-	115
142	Multi-services utility duct	Kohima	SPV	EPC	113	11	34	68	-	-	-	113
143	Development of multi-sports complex at Wright Town - Phase 2	Jabalpur	SPV	EPC	112	11	100	-	-	-	-	112
144	Affordable housing as a residential component of	Gwalior	SPV	PPP	111	-	33	44	33	-	-	111

Sr. no.	Project	Implementing agency	Name of implementing agency	Mode of implementation	Estimated TPC (Rs crore)	FY20	FY21	FY22	FY23	FY24	FY25	Total capital outlay FY20-FY25 (Rs crore)
	mixed-use TOD development in AHP - 1493 units											
145	Road redevelopment works	Srinagar	Others	EPC	110	-	11	22	28	50	-	110
146	Broadway Market and Ernakulam market redevelopment & Mattanchery spice market	Kochi	SPV	EPC	110	11	33	33	33	-	-	110
147	Rejuvenation of ghats under CSR by CCL	Varanasi	Others	EPC	110	-	33	44	33	-	-	110
148	Command and control centre	Solapur	SPV	EPC	110	11	99	-	-	-	-	110
149	Project KARM - Katra area redevelopment & makeover	Sagar	SPV	EPC	109	-	22	33	55	-	-	109
150	24x7 water supply	Gandhinagar	SPV	EPC	108	-	22	32	54	-	-	108
151	Sea plane services	Diu	Others	EPC	108	-	11	16	32	49	-	108
152	Riverfront development	Bhagalpur	SPV	EPC	108	11	27	43	27	-	-	108
153	Reconstruction of DDU Hospital	Shimla	SPV	EPC	106	-	21	32	53	-	-	106
154	Placemaking	Itanagar	Others	EPC	105	-	11	16	32	47	-	105
155	Development of administrative complex in Swadeshi Mills	Puducherry	Others	EPC	105	-	11	21	26	47	-	105
156	Development of new racecourse under iconic development at greenfield area	Rajkot	SPV	EPC	105	-	21	32	53	-	-	105
157	City bus system (route identification, fleet size, bus stops)	Prayagraj	SPV	EPC	104	-	21	31	52	-	-	104
158	Underground cabling	Dharamshala	SPV	EPC	103	10	36	57	-	-	-	103
159	DMA zonation with SCADA arrangements for water supply system	Tirunelveli	SPV	EPC	103	-	21	31	51	-	-	103

Sr. no.	Project	Implementing agency	Name of implementing agency	Mode of implementation	Estimated TPC (Rs crore)	FY20	FY21	FY22	FY23	FY24	FY25	Total capital outlay FY20-FY25 (Rs crore)
160	Development of smart town Ribandar	Panaji	SPV	EPC	102	10	36	56	-	-	-	102
161	MLP lots	Srinagar	Others	EPC	102	-	10	20	26	46	-	102
162	Automatic metering infrastructure for energy and water management	Panaji	Others	EPC	102	10	36	56	-	-	-	102
163	Karnal Agritech Pavilion	Karnal	SPV	EPC	101	-	20	30	51	-	-	101
164	Handicraft centre including resource centre, support to workers, design research and skill centre along with exhibition & sale facility centre	Bareilly	SPV	EPC	100	-	20	30	50	-	-	100
165	Leader road workshop redevelopment	Prayagraj	SPV	PPP	100	-	10	20	25	45	-	100
166	Identified two parking areas at Circular	Jammu	Others	EPC	100	-	10	20	25	45	-	100
167	Improvement of street lighting by conversion from sodium bulb to LED	Jammu	Others	EPC	100	-	10	20	25	45	-	100
168	MLCP at Malviya Pustakalaya (parking only)	Aligarh	Others	PPP	100	-	10	20	25	45	-	100
169	MLP at Baradwari	Aligarh	Others	PPP	100	-	10	20	25	45	-	100
170	Strengthening & augmentation of drainage network	Gangtok	Others	EPC	100	-	10	20	25	45	-	100
171	Strengthening metal handicraft service centre for brass research and skill development centre	Moradabad	SPV	EPC	100	-	20	30	50	-	-	100
172	Flyover	Belagavi	SPV	EPC	100	10	90	-	-	-	-	100
173	Development of world class sports arena with indoor and outdoor stadia under iconic	Rajkot	SPV	EPC	100	-	20	30	50	-	-	100

Sr. no.	Project	Implementing agency	Name of implementing agency	Mode of implementation	Estimated TPC (Rs crore)	FY20	FY21	FY22	FY23	FY24	FY25	Total capital outlay FY20-FY25 (Rs crore)
	development at greenfield area											
174	Bengaluru - Fibre optic network	Bengaluru	SPV	EPC	100	-	20	30	50	-	-	100
175	Pan city 24x7 water supply scheme of the World Bank	Ludhiana	Others	EPC	100	10	90	-	-	-	-	100
176	Building for commercial complex with MLCP	Jhansi	Others	EPC	100	-	10	20	25	45	-	100
177	Flyover	Tiruppur	SPV	EPC	100	-	20	30	50	-	-	100
178	Smart pole with WIFE, PA system, panic button, CCTV and LED - Phase II	NDMC	SPV	PPP	100	10	30	30	30	-	-	100
179	Water supply - Phase II	Salem	SPV	EPC	100	10	30	60	-	-	-	100
180	Sewerage system upgradation of STP	Ajmer	Others	EPC	100	-	30	40	30	-	-	100
181	Traffic management system and open parking & MLP	Ajmer	Others	EPC	100	-	30	40	30	-	-	100
182	Smart City Mission projects in various cities (Total Projects - 204) <sup>8</sup>				14,025	507	3,635	4,286	3,832	1,767		14,025
<b>Sub-total</b>						<b>2,175</b>	<b>14,859</b>	<b>17,128</b>	<b>14,844</b>	<b>8,248</b>	<b>-</b>	<b>57,254</b>
<b>Total</b>						<b>11,251</b>	<b>40,607</b>	<b>38,789</b>	<b>29,526</b>	<b>11,286</b>	<b>-</b>	<b>131,460</b>

<sup>8</sup> Projects having total project cost of less than Rs 100 crore/project are grouped together

## Project list for urban – Affordable housing projects

**Table 7 Project list for urban – Affordable housing projects**

Affordable housing: Total number of projects – 98; projects under implementation – 94; projects under development – 4

Sr. No.	Project	Implementing agency	Name of Implementing Agency	Mode of Implementation	Estimated TPC (Rs crore)	FY 20	FY 21	FY 22	FY 23	FY 24	FY 25	Total capital outlay FY20-FY25 (Rs crore)
<b>Project under Implementation</b>												
1	Affordable housing in partnership Andaman & Nicobar and Kerala	ULB	ULB	EPC	108	-	65	43				108
2	Beneficiary led construction various states	ULB	ULB	Individual beneficiary led construction	101	28	26	18				72
3	Affordable housing in partnership Andhra Pradesh	ULB	ULB	EPC	49,404	17,515	12,767	8,511				38,793
4	Beneficiary led construction Andhra Pradesh	ULB	ULB	Individual beneficiary led construction	18,177	2,174	7,042	4,695				13,910
5	Credit-linked subsidy scheme Andhra Pradesh	Banks & housing finance companies	Banks & housing finance companies	Individual beneficiary	2,965	1,232	-	-				1,232
6	In situ slum redevelopment, Andhra Pradesh and Himachal Pradesh	ULB	ULB	PPP	121	18	59	40				117
7	Beneficiary led construction Arunachal Pradesh	ULB	ULB	Individual beneficiary led construction	318	138	65	43				246
8	In situ slum redevelopment in Arunachal Pradesh and Mizoram	ULB	ULB	PPP	107	81	9	6				96

Sr. No.	Project	Implementing agency	Name of Implementing Agency	Mode of Implementation	Estimated TPC (Rs crore)	FY 20	FY 21	FY 22	FY 23	FY 24	FY 25	Total capital outlay FY20-FY25 (Rs crore)
9	Beneficiary led construction Assam	ULB	ULB	Individual beneficiary led construction	2,370	819	669	446				1,934
10	Credit-linked subsidy scheme Assam	Banks & housing finance companies	Banks & housing finance companies	Individual beneficiary	121	38	-	-				38
11	Beneficiary led construction Bihar	ULB	ULB	Individual beneficiary led construction	13,803	3,303	5,531	3,687				12,522
12	Credit-linked subsidy scheme Bihar	Banks & housing finance companies	Banks & housing finance companies	Individual beneficiary	754	262	-	-				262
13	In situ slum redevelopment Bihar	ULB	ULB	PPP	455	118	108	72				298
14	Credit-linked subsidy scheme Chandigarh and Daman & Diu	Banks & housing finance companies	Banks & housing finance companies	Individual beneficiary	125	50	-	-				50
15	Affordable housing in partnership Chhattisgarh	ULB	ULB	EPC	4,236	1,517	1,343	895				3,755
16	Beneficiary led construction Chhattisgarh	ULB	ULB	Individual beneficiary led construction	4,981	1,864	1,315	877				4,056
17	Credit-linked subsidy scheme Chhattisgarh	Banks & housing finance companies	Banks & housing finance companies	Individual beneficiary	1,029	371	-	-				371
18	In situ slum redevelopment Chhattisgarh	ULB	ULB	PPP	357	-	206	137				343
19	Affordable housing in partnership D&N Haveli and Punjab	ULB	ULB	EPC	116	76	24	16				116

Sr. No.	Project	Implementing agency	Name of Implementing Agency	Mode of Implementation	Estimated TPC (Rs crore)	FY 20	FY 21	FY 22	FY 23	FY 24	FY 25	Total capital outlay FY20-FY25 (Rs crore)
20	Credit-linked subsidy scheme D&N Haveli	Banks & housing finance companies	Banks & housing finance companies	Individual beneficiary	192	59	-	-				59
21	Affordable housing in partnership, Daman & Diu and Punjab	ULB	ULB	EPC	100	-	59	39				98
22	Credit-linked subsidy scheme Delhi	Banks & housing finance companies	Banks & housing finance companies	Individual beneficiary	3,216	705	-	-				705
23	Beneficiary led construction Goa	ULB	ULB	Individual beneficiary led construction	2	-	1	1				2
24	Credit-linked subsidy scheme Goa	Banks & housing finance companies	Banks & housing finance companies	Individual beneficiary	151	50	-	-				50
25	Affordable housing in partnership Gujarat	ULB	ULB	EPC	18,512	3,645	5,036	3,357				12,039
26	Beneficiary led construction Gujarat	ULB	ULB	Individual beneficiary led construction	3,468	1,619	731	487				2,837
27	Credit-linked subsidy scheme Gujarat	Banks & housing finance companies	Banks & housing finance companies	Individual beneficiary	26,824	7,292	-	-				7,292
28	In situ slum redevelopment Gujarat	ULB	ULB	PPP	5,747	1,498	1,638	1,092				4,228
29	Affordable housing in partnership Haryana	ULB	ULB	EPC	21,007	-	12,604	8,403				21,007
30	Beneficiary led construction Haryana	ULB	ULB	Individual beneficiary led construction	2,394	708	981	654				2,344

Sr. No.	Project	Implementing agency	Name of Implementing Agency	Mode of Implementation	Estimated TPC (Rs crore)	FY 20	FY 21	FY 22	FY 23	FY 24	FY 25	Total capital outlay FY20-FY25 (Rs crore)
31	Credit-linked subsidy scheme Haryana	Banks & housing finance companies	Banks & housing finance companies	Individual beneficiary	2,338	702	-	-				702
32	In situ slum redevelopment Haryana	ULB	ULB	PPP	286	39	89	59				187
33	Beneficiary led construction	ULB	ULB	Individual beneficiary led construction	425	167	110	73				350
34	Credit-linked subsidy scheme HP, Puducherry	Banks & housing finance companies	Banks & housing finance companies	Individual beneficiary	141	49	-	-				49
35	Affordable housing in partnership J&K	ULB	ULB	EPC	100.3	-	58	39				96
36	Beneficiary led construction J&K	ULB	ULB	Individual beneficiary led construction	2,394	778	868	579				2,225
37	Credit-linked subsidy scheme J&K and Meghalaya	Banks & housing finance companies	Banks & housing finance companies	Individual beneficiary	100	66	-	-				66
38	In situ slum redevelopment J&K, Telangana, West Bengal	ULB	ULB	PPP	109	27	40	27				94
39	Affordable housing in partnership Jharkhand	ULB	ULB	EPC	3,238	421	1,681	1,121				3,222
40	Beneficiary led construction Jharkhand	ULB	ULB	Individual beneficiary led construction	4,645	1,527	710	473				2,711
41	Credit-linked subsidy scheme Jharkhand	Banks & housing finance companies	Banks & housing finance companies	Individual beneficiary	711	307	-	-				307

Sr. No.	Project	Implementing agency	Name of Implementing Agency	Mode of Implementation	Estimated TPC (Rs crore)	FY 20	FY 21	FY 22	FY 23	FY 24	FY 25	Total capital outlay FY20-FY25 (Rs crore)
42	In situ slum redevelopment Jharkhand	ULB	ULB	PPP	3,538	6	2,027	1,351				3,384
43	Affordable housing in partnership Karnataka	ULB	ULB	EPC	21,134	5,412	9,271	6,181				20,864
44	Beneficiary led construction Karnataka	ULB	ULB	Individual beneficiary led construction	6,291	1,523	904	602				3,029
45	Credit-linked subsidy scheme Karnataka	Banks & housing finance companies	Banks & housing finance companies	Individual beneficiary	7,956	2,771	-	-				2,771
46	In situ slum redevelopment Karnataka	ULB	ULB	PPP	1,185	141	22	15				178
47	Beneficiary led construction Kerala	ULB	ULB	Individual beneficiary led construction	3,660	1,121	885	590				2,596
48	Credit-linked subsidy scheme Kerala	Banks & housing finance companies	Banks & housing finance companies	Individual beneficiary	1,074	373	-	-				373
49	In situ slum redevelopment Kerala	ULB	ULB	PPP	161	39	57	38				133
50	Affordable housing in partnership MP	ULB	ULB	EPC	10,388	5,480	2,293	1,529				9,302
51	Beneficiary led construction MP	ULB	ULB	Individual beneficiary led construction	21,709	5,286	4,532	3,022				12,840
52	Credit-linked subsidy scheme MP	Banks & housing finance companies	Banks & housing finance companies	Individual beneficiary	4,729	1,701	-	-				1,701
53	In situ slum redevelopment MP	ULB	ULB	PPP	608	122	111	74				306

Sr. No.	Project	Implementing agency	Name of Implementing Agency	Mode of Implementation	Estimated TPC (Rs crore)	FY 20	FY 21	FY 22	FY 23	FY 24	FY 25	Total capital outlay FY20-FY25 (Rs crore)
54	Affordable housing in partnership Maharashtra	ULB	ULB	EPC	50,684	5,734	26,826	17,884				50,443
55	Beneficiary led construction Maharashtra	ULB	ULB	Individual beneficiary led construction	12,683	1,505	6,544	4,362				12,410
56	Credit-linked subsidy scheme Maharashtra	Banks & housing finance companies	Banks & housing finance companies	Individual beneficiary	35,792	10,009	-	-				10,009
57	In situ slum redevelopment Maharashtra	ULB	ULB	PPP	4,556	1,008	2,106	1,404				4,517
58	Beneficiary led construction Manipur	ULB	ULB	Individual beneficiary led construction	1,085	427	360	240				1,026
59	Credit-linked subsidy scheme Manipur, Mizoram, Nagaland, Sikkim, Tripura	Banks & housing finance companies	Banks & housing finance companies	Individual beneficiary	142	50	-	-				50
60	Beneficiary led construction Meghalaya	ULB	ULB	Individual beneficiary led construction	170	14	87	58				158
61	Beneficiary led construction Mizoram	ULB	ULB	Individual beneficiary led construction	587	135	268	179				583
62	Beneficiary led construction Nagaland	ULB	ULB	Individual beneficiary led construction	742	327	244	162				733
63	In situ slum redevelopment Nagaland and Punjab	ULB	ULB	PPP	102	27	30	20				77
64	Affordable housing in partnership Odisha	ULB	ULB	EPC	381	254	76	51				381

Sr. No.	Project	Implementing agency	Name of Implementing Agency	Mode of Implementation	Estimated TPC (Rs crore)	FY 20	FY 21	FY 22	FY 23	FY 24	FY 25	Total capital outlay FY20-FY25 (Rs crore)
65	Beneficiary led construction Odisha	ULB	ULB	Individual beneficiary led construction	3,461	618	922	615				2,154
66	Credit-linked subsidy scheme Odisha	Banks & housing finance companies	Banks & housing finance companies	Individual beneficiary	450	174	-	-				174
67	In situ slum redevelopment Odisha	ULB	ULB	PPP	1,015	338	290	193				821
68	Beneficiary led construction Puducherry	ULB	ULB	Individual beneficiary led construction	466	172	136	90				398
69	Affordable housing in partnership Punjab	ULB	ULB	EPC	36	31	3	2				36
70	Beneficiary led construction Punjab	ULB	ULB	Individual beneficiary led construction	1,886	529	768	512				1,810
71	Credit-linked subsidy scheme Punjab	Banks & housing finance companies	Banks & housing finance companies	Individual beneficiary	1,699	587	-	-				587
72	Affordable housing in partnership Rajasthan	ULB	ULB	EPC	3,510	1,227	1,176	784				3,188
73	Beneficiary led construction Rajasthan	ULB	ULB	Individual beneficiary led construction	3,592	6	2,151	1,434				3,591
74	Credit-linked subsidy scheme Rajasthan	Banks & housing finance companies	Banks & housing finance companies	Individual beneficiary	4,173	1,598	-	-				1,598
75	In situ slum redevelopment Rajasthan	ULB	ULB	PPP	1,079	279	147	98				525

Sr. No.	Project	Implementing agency	Name of Implementing Agency	Mode of Implementation	Estimated TPC (Rs crore)	FY 20	FY 21	FY 22	FY 23	FY 24	FY 25	Total capital outlay FY20-FY25 (Rs crore)
76	Beneficiary led construction Sikkim	ULB	ULB	Individual beneficiary led construction	13	7	4	2				13
77	Affordable housing in partnership Tamil Nadu	ULB	ULB	EPC	14,478	4,176	5,563	3,709				13,448
78	Beneficiary led construction Tamil Nadu	ULB	ULB	Individual beneficiary led construction	16,775	6,152	3,557	2,371				12,080
79	Credit-linked subsidy scheme Tamil Nadu	Banks & housing finance companies	Banks & housing finance companies	Individual beneficiary	5,813	1,962	-	-				1,962
80	In situ slum redevelopment Tamil Nadu	ULB	ULB	PPP	317	3	4	3				9
81	Affordable housing in partnership Telangana	ULB	ULB	EPC	13,682	5,776	2,935	1,956				10,667
82	Beneficiary led construction Telangana	ULB	ULB	Individual beneficiary led construction	14	-	8	6				14
83	Credit-linked subsidy scheme Telangana	Banks & housing finance companies	Banks & housing finance companies	Individual beneficiary	5,669	2,038	-	-				2,038
84	Beneficiary led construction Telangana	ULB	ULB	Individual beneficiary led construction	2,085	219	550	366				1,135
85	In situ slum redevelopment Tripura	ULB	ULB	PPP	99	68	7	5				80
86	Affordable housing in partnership UP	ULB	ULB	EPC	10,234	2,264	4,779	3,186				10,229

Sr. No.	Project	Implementing agency	Name of Implementing Agency	Mode of Implementation	Estimated TPC (Rs crore)	FY 20	FY 21	FY 22	FY 23	FY 24	FY 25	Total capital outlay FY20-FY25 (Rs crore)
87	Beneficiary led construction UP	ULB	ULB	Individual beneficiary led construction	42,009	12,859	11,990	7,993				32,843
88	Credit-linked subsidy scheme UP	Banks & housing finance companies	Banks & housing finance companies	Individual beneficiary	8,421	2,614	-	-				2,614
89	In situ slum redevelopment UP	ULB	ULB	PPP	577	21	128	85				234
90	Affordable housing in partnership Uttarkhand	ULB	ULB	EPC mode	1,075	105	563	376				1,044
91	Beneficiary-led construction Uttarkhand	ULB	ULB	Individual beneficiary-led construction	573	201	185	123				509
92	Credit-Linked Subsidy Scheme Uttarkhand	Banks and housing-finance companies	Banks and housing-finance companies	Individual beneficiary	731	215	-	-				215
93	In situ slum redevelopment Uttarkhand	ULB	ULB	PPP	187	27	44	30				101
94	Beneficiary-led construction West Bengal	ULB	ULB	Individual beneficiary-led construction	15,660	3,969	4,416	2,944				11,328
95	Credit linked subsidy scheme West Bengal	Banks & housing finance companies	Banks & housing finance companies	Individual beneficiary	3,336	1,152	-	-				1,152
<b>Sub-total</b>						<b>142,079</b>	<b>150,784</b>	<b>100,522</b>	<b>-</b>	<b>-</b>	<b>-</b>	<b>393,385</b>
<b>Projects under development</b>												
96	Affordable housing in partnership anticipated in various states	ULB	ULB	EPC mode	28,219	8,466	11,852	7,901				28,219

Sr. No.	Project	Implementing agency	Name of Implementing Agency	Mode of Implementation	Estimated TPC (Rs crore)	FY 20	FY 21	FY 22	FY 23	FY 24	FY 25	Total capital outlay FY20-FY25 (Rs crore)
97	Beneficiary-led construction anticipated in various states	ULB	ULB	Individual beneficiary-led construction	23,665	7,100	9,939	6,626				23,665
98	Credit linked subsidy scheme anticipated in various states	Banks & housing finance companies	Banks & housing finance companies	Individual beneficiary	92,828	31,052	37,066	24,711				92,828
99	In-situ slum redevelopment anticipated in various states	ULB	ULB	PPP	2,614	784	1,098	732				2,614
<b>Sub-total</b>						<b>47,401</b>	<b>59,955</b>	<b>39,970</b>	<b>-</b>	<b>-</b>	<b>-</b>	<b>147,327</b>
<b>Total</b>						<b>189,480</b>	<b>210,739</b>	<b>140,493</b>	<b>-</b>	<b>-</b>	<b>-</b>	<b>540,711</b>

## List of urban transport projects

**Table 8 List of urban transport projects**

Urban Transport: Total number of projects – 50; projects under implementation – 31; projects under development – 14; project under conceptualization - 5

Sr. no.	Project	Implementing agency	Name of implementing agency	Mode of implementation	Estimated TPC (Rs crore)	FY20	FY21	FY22	FY23	FY24	FY25	Total capital outlay FY20-FY25 (Rs crore)
<b>Project under implementation</b>												
1	Bhopal metro rail project	Joint SPV of central and state governments	Madhya Pradesh Metro Rail Corporation Limited	EPC	6,941	40	558	2,405	2,292	1,612	-	6,907
2	Indore metro rail project	Joint SPV of central and state governments	Madhya Pradesh Metro Rail Corporation Limited	EPC	7,501	23	412	2,059	2,623	2,353	-	7,472
3	Patna metro rail project	Joint SPV of central and state governments	Patna Metro Rail Corporation Limited	EPC	13,366	184	1,001	4,890	3,668	2,445	1,177	13,366
4	Kanpur metro rail project	Joint SPV of central and state governments	Uttar Pradesh Metro Rail Corporation Limited	EPC	11,076	1,125	2,167	2,610	3,285	1,879	-	11,066
5	Agra metro rail project	Joint SPV of central and state governments	Uttar Pradesh Metro Rail Corporation Ltd	EPC	8,380	917	1,690	1,938	2,439	1,395	-	8,379
6	Surat metro rail project	Joint SPV of central and state governments	Gujarat Metro Rail Corporation Limited	EPC	12,020	1,091	2,283	2,980	3,727	1,934	-	12,016
7	Ahmedabad metro rail project – Phase II	Joint SPV of central and state governments	Gujarat Metro Rail Corporation Limited	EPC	5,384	489	1,023	1,335	1,669	865	-	5,381
8	Delhi metro rail project - Phase IV	Joint SPV of central and state governments	Delhi Metro Rail Corporation Limited	EPC	24,949	1,844	3,858	5,269	6,042	7,936	-	24,949

Sr. no.	Project	Implementing agency	Name of implementing agency	Mode of implementation	Estimated TPC (Rs crore)	FY20	FY21	FY22	FY23	FY24	FY25	Total capital outlay FY20-FY25 (Rs crore)
	(three priority corridors)											
9	Delhi- Ghaziabad- Meerut Regional Rapid Transit System	Joint SPV of central and state governments	National Capital Region Transport Corporation Limited	EPC	30,274	1,770	4,870	8,950	7,369	4,270	2,802	30,031
10	Delhi metro rail project – Phase III and extensions	Joint SPV of central and state governments	Delhi Metro Rail Corporation Limited	EPC	48,565	2,090	761	631	631	631	315	5,058
11	Bangalore metro rail project – Phase 2	Joint SPV of central and state governments	Bangalore Metro Rail Corporation Limited	EPC	26,405	6,521	6,630	4,847	2,252	342	1,097	21,689
12	Chennai metro rail project – Phase 1 Extension	Joint SPV of central and state governments	Chennai Metro Rail Corporation Limited	EPC	3,770	1,431	617	-	-	-	-	2,048
13	Mumbai metro rail project - Line 3	Joint SPV of central and state governments	Mumbai Metro Rail Corporation Limited	EPC	23,136	5,890	7,814	-	-	-	-	13,704
14	Nagpur metro rail project –Phase 1	Joint SPV of central and state governments	Maharashtra Metro Rail Corporation Limited	EPC	8,680	2,742	386	-	-	-	-	3,128
15	Ahmedabad metro rail project – Phase 1	Joint SPV of central and state governments	Gujarat Metro Rail Corporation Limited	EPC	10,773	3,239	1,932	86	-	-	-	5,258
16	Pune metro rail project – Phase 1	Joint SPV of central and state governments	Maharashtra Metro Rail Corporation Limited	EPC	11,420	2,464	4,467	2,159	-	-	-	9,090
17	NNoida-Greater Noida metro rail project	Joint SPV of central and state governments	Noida Metro Rail Corporation Limited	EPC	5,503	1,178	-	-	-	-	-	1,178

Sr. no.	Project	Implementing agency	Name of implementing agency	Mode of implementation	Estimated TPC (Rs crore)	FY20	FY21	FY22	FY23	FY24	FY25	Total capital outlay FY20-FY25 (Rs crore)
18	Navi Mumbai metro rail project – Line 1	State government/Union territories	City and Industrial Development Corporation of Maharashtra Limited	EPC	3,064	600	400	388	30	-	-	1,418
19	Dahisar-DN Nagar (ML 2A)	State government/union territories	MMRDA	EPC	6,410	5,058	-	-	-	-	-	5,058
20	DN Nagar-Mandale (ML 2B)	State government/union territories	MMRDA	EPC	10,986	3,774	3,774	3,235	-	-	-	10,782
21	Wadala-Kasarvadavali (ML 4)	State government/union territories	MMRDA	EPC	14,549	5,038	5,038	4,318	-	-	-	14,393
22	KKasarvadavali-Gaimukh (ML 4A)	State government/union territories	MMRDA	EPC	949	316	316	317	-	-	-	949
23	Thane-Bhiwandi-Kalyan (ML 5)	State government/union territories	MMRDA	EPC	8,417	842	1,683	2,525	2,525	841	-	8,416
24	S Samarthnagar-Vikhroli (ML 6)	State government/union territories	MMRDA	EPC	6,716	2,280	2,280	1,954	-	-	-	6,513
25	Dahisar east-Andheri east (ML 7)	State government/union territories	MMRDA	EPC	6,208	5,327	-	-	-	-	-	5,327
26	Dahisar east-Mira Bhayander and Andheri east CSIA (ML 9)	State government/union territories	MMRDA	EPC	6,607	661	1,321	1,321	1,982	1,321	-	6,607
27	Gaimukh-Shivaji Chowk (ML 10)	State government/union territories	MMRDA	EPC	4,476	448	1,386	1,433	984	225	-	4,476

Sr. no.	Project	Implementing agency	Name of implementing agency	Mode of implementation	Estimated TPC (Rs crore)	FY20	FY21	FY22	FY23	FY24	FY25	Total capital outlay FY20-FY25 (Rs crore)
28	Wadala-CSMT (ML 11)	State government/union territories	MMRDA	EPC	8,739	524	874	1,486	2,097	2,097	1,661	8,739
29	Kalyan-Taloja (ML 12)	State government/union territories	MMRDA	EPC	5,865	587	1,173	1,173	1,173	587	1,173	5,865
30	Kochi Water Metro Project	State government/union territories	Kochi Metro Rail Corporation Limited	EPC	754	429	297	-	-	-	-	726
31	Integrated Urban Rejuvenation and Water Transport System	State government/union territories	Kochi Metro Rail Corporation Limited	EPC	1,365	660	453	253	-	-	-	1,365
Sub-total						59,581	59,463	58,562	44,789	30,733	8,225	261,352
Projects under development												
32	Multi-modal corridor from Navghar to Balavali	State government/union territories	MMRDA	PPP-HAM	34,843	1,000	18,462	3,845	5,768	3,845	1,924	34,843
33	Pune metro – Line 3, Hinjewadi to Shivajinagar	ULB	Pune Metropolitan Region Development Authority	PPP	8,313	290	1,790	2,960	2,215	680	378	8,313
34	Nagpur metro rail project - Phase II	Joint SPV of central and state governments	Maharashtra Metro Rail Corporation Limited	EPC	8,233	-	1,058	3,058	2,058	2,059	-	8,233
35	Pune metro rail project - Phase II	Joint SPV of central and state governments	Maharashtra Metro Rail Corporation Limited	EPC	1,230	-	308	308	308	308	-	1,230
36	Thane metro rail project	Joint SPV of central and state governments	Maharashtra Metro Rail Corporation Limited	EPC	13,075	-	2,049	3,181	2,615	2,615	2,615	13,075

Sr. no.	Project	Implementing agency	Name of implementing agency	Mode of implementation	Estimated TPC (Rs crore)	FY20	FY21	FY22	FY23	FY24	FY25	Total capital outlay FY20-FY25 (Rs crore)
37	Nashik MRTS project	Joint SPV of central and state governments	Maharashtra Metro Rail Corporation Limited	EPC	2,000	-	400	400	400	400	400	2,000
38	Kochi metro rail extension - Phase 1A - Petta to SN Junction	State government/union territories	Kochi Metro Rail Corporation Limited	EPC	711	-	200	200	251	-	-	651
39	Kochi metro rail extension - Phase 1B - SN Junction to Thrippunithura	State government/union territories	Kochi Metro Rail Corporation Limited	EPC	356	-	100	100	156	-	-	356
40	Kochi metro rail extension - Phase 2 - JLN Stadium to Infopark	Joint SPV of central and state governments	Kochi Metro Rail Corporation Limited	EPC	1,957	-	490	490	482	487	-	1,949
41	Bangalore Metro Rail Corporation Limited - ORR Metro Line (Phase 2A)	Joint SPV of central and state governments	Bangalore Metro Rail Corporation Limited	EPC	5,995	-	827	1,199	1,156	1,199	1,524	5,905
42	Bangalore Metro Rail Corporation Limited - Airports metro line (Phase 2B)	Joint SPV of central and state governments	Bangalore Metro Rail Corporation Limited	EPC	10,584	-	4,116	2,116	1,116	2,116	979	10,443
43	NCRTC (Delhi-Gurugram-SNB corridor)	Joint SPV of central and state governments	NCRTC	EPC	37,690	-	9,628	8,538	5,448	7,538	6,526	37,678
44	Chennai metro rail project – Phase II	Joint SPV of central and state governments	Chennai Metro Rail Corporation Limited	EPC	69,180	-	17,836	14,836	9,836	13,836	12,836	69,180
45	Delhi metro rail project – Phase IV (remaining three corridors)	Joint SPV of central and state governments	Delhi Metro Rail Corporation Limited	EPC	13,051	-	3,510	2,710	2,110	2,610	2,111	13,051
Sub total						1,290	60,773	43,940	33,918	37,693	29,293	206,907

Sr. no.	Project	Implementing agency	Name of implementing agency	Mode of implementation	Estimated TPC (Rs crore)	FY20	FY21	FY22	FY23	FY24	FY25	Total capital outlay FY20-FY25 (Rs crore)
<b>Projects under conceptualisation</b>												
46	NCRTC (Delhi-Panipat corridor of 138 km)	Joint SPV of central and state governments	NCRTC	EPC	48,838	-	11,050	9,484	9,767	9,767	8,770	48,838
47	Metrolite from Kirti Nagar to Bamnauli village (19.094 km)	Joint SPV of central and state governments	Delhi Metro Rail Corporation Limited	EPC	2,673	-	840	670	600	563	-	2,673
48	NNoida metro extension (Aqualine) 14.958 km	Joint SPV of central and state governments	Noida Metro Rail Corporation Limited	EPC	2,682	-	636	536	447	536	438	2,593
49	New metrolite corridors (150 km)	Joint SPV of central and state governments	Yet to be fixed	EPC	21,003	-	5,552	4,700	4,200	3,348	3,203	21,003
50	New metro corridors (100 km)	Joint SPV of central and state governments	Yet to be fixed	EPC	30,000	-	4,000	9,000	6,000	6,000	5,000	30,000
<b>Sub-total</b>						<b>-</b>	<b>22,078</b>	<b>24,390</b>	<b>21,014</b>	<b>20,214</b>	<b>17,411</b>	<b>105,106</b>
<b>Total</b>						<b>60,871</b>	<b>142,314</b>	<b>126,893</b>	<b>99,720</b>	<b>88,640</b>	<b>54,929</b>	<b>573,366</b>

## List of projects for Jal Jeevan Mission

**Table 9 List of projects for Jal Jeevan Mission**

Sr. no.	Project	Implementing agency	Name of Implementing Agency	Mode of implementation	Estimated TPC (Rs crore)	FY20	FY21	FY22	FY23	FY24	FY25	Total capital outlay FY20-FY25 (Rs crore)
<b>Projects under implementation</b>												
1	Jal Jeevan Mission				279,492		13,975	41,924	55,898	83,848	83,848	279,492
	<b>Total</b>				<b>279,492</b>		<b>13,975</b>	<b>41,924</b>	<b>55,898</b>	<b>83,848</b>	<b>83,848</b>	<b>279,492</b>

## States' data - Project list for Urban

**Table 10 States' data - Project list for Urban**

Total number of projects – 306; projects under implementation – 110; projects under development – 92; projects under conceptualisation – 104

Sr. no.	Project	Implementing agency	Name of implementing agency	Mode of implementation	Estimated TPC (Rs crore)	FY20	FY21	FY22	FY23	FY24	FY25	Total capital outlay FY20-FY25 (Rs crore)
<b>Projects under implementation</b>												
1	Master system integrator for integrated command and control centre	Uttar Pradesh - SPV	Agra Smart City Limited	EPC	288	147	23	23	23	17		232
2	Rehabilitation project for construction of houses in Sectors 20 & 28, Panchkula, for slum dwellers of Rajiv Colony, Indira Colony and Kharag Mangoli (PPP basis)	Haryana government	Haryana Shehri Vikas Pradhikaran	PPP	650	50	100	150	150	150	50	650
3	Housing scheme at Nawa Raipur Atal Nagar	Chhattisgarh government	Housing & environment departments		822	450	67	26	117	94	67	821
4	Rehabilitation of Wazirabad WTP and command area (ADB funded)	Delhi government			2,243							2,243
5	Rehabilitation of Chandraval WTP and command area(JICA funded)	Delhi government			2,018							2,018
6	Yamuna Action Plan (YAP) Phase III (8 packages), JICA funded	Delhi government			1,656							1,656

Sr. no.	Project	Implementing agency	Name of implementing agency	Mode of implementation	Estimated TPC (Rs crore)	FY20	FY21	FY22	FY23	FY24	FY25	Total capital outlay FY20-FY25 (Rs crore)
7	YYAP III: K-3 package	Delhi government	DJB	EPC		143	113	31	-	-	-	287
8	YAP III: K-4 package	Delhi government	DJB	EPC		29	8	-	-	-	-	36
9	YAP III : R-1a package	Delhi government	Delhi Jal Board	EPC		18	-	-	-	-	-	18
10	Supply, installation, testing and commissioning of CCTV surveillance system at Tihar, Rohini and Mandoli Prison Complex	Delhi government	PWD			60	20	5	5			90
11	Reuse of 190 MLD tertiary treated waste at Koradi and Khaperkheda thermal power plant from sewage treatment plant of Nagpur City	Maharashtra government	Mahagenco	PPP	273							273
12	Reuse of 50 MLD tertiary treated waste water at Chandrapur super thermal power plant in Chandrapur city	Maharashtra government	Mahagenco	PPP	186							186
13	Construction of proposed new Secretariat building at Plot no. 7, Sector 9-D, Chandigarh	Chandigarh			107							107
14	Projects under Smart City	Andaman and Nicobar	Port Blair Smart Projects Limited	EPC	695	122	171	153	157	55	34	693

Sr. no.	Project	Implementing agency	Name of implementing agency	Mode of implementation	Estimated TPC (Rs crore)	FY20	FY21	FY22	FY23	FY24	FY25	Total capital outlay FY20-FY25 (Rs crore)
15	Community infrastructure under Ports Blair Municipal Council	Andaman and Nicobar	Port Blair Municipal Council	EPC	150	19	58	52	17	3	2	150
16	Andhra Pradesh urban water supply & septage management improvement project with AIIB assistance	Andhra Pradesh government	MMunicipal Administration & Urban Development	EPC	5,188	1,556	2,075	1,506	-	-	-	5,138
17	Construction of waste to energy plant (15 MW) at Kapuluppada for handling SW	Andhra Pradesh government	Greater Visakhapatnam Municipal Corporation	PPP	300	40	30	30	-	-	-	100
18	Design, construction of state & district real-time governance centres	Andhra Pradesh government	Andhra Pradesh State FiberNet Limited	EPC	184	121	-	-	-	-	-	121
19	City bus terminal at Chhindwara	Madhya Pradesh government	Urban	PPP	18	10	8					18
20	Electric bus depot construction no. 1 & 2 and electrification at Indore	Madhya Pradesh government	Urban	EPC	26	2	3	5	5	4	4	23
21	MPUDC - improvement of water supply (Total Projects – 26)	Madhya Pradesh government	Urban	EPC	2590	215	305	479	458	343	344	2144
22	90 MLD Pihampur water supply	Madhya Pradesh government	C&I	EPC	262	18	17	11	3	3	3	56
23	Construction of 52 EVM godowns for Election Commission	Madhya Pradesh government	PWD	EPC	220	21	26	25	26	30	33	160

Sr. no.	Project	Implementing agency	Name of implementing agency	Mode of implementation	Estimated TPC (Rs crore)	FY20	FY21	FY22	FY23	FY24	FY25	Total capital outlay FY20-FY25 (Rs crore)
24	Bhopal Nagar Nigam Kokata, Shyamnagar-2, Aradana Nagar, 12 no. stop, Bajpainagar (Kohefiza)	Madhya Pradesh government	ULB	EPC	837	20	28	45	43	32	32	200
25	Bhopal Nagar Nigam Rahulnagar - 1, Beside Rivera town ship	Madhya Pradesh government	ULB	EPC	1,223	20	28	45	43	32	32	200
26	Bhopal Nagar Nigam Hinotiya Alam, Bagmugaliya, Bhanpur	Madhya Pradesh government	ULB	EPC	390	20	28	45	43	32	32	200
27	Bhopal Nagar Nigam Malikhedi, Khajurikalan	Madhya Pradesh government	ULB	EPC	399	10	14	22	21	16	16	100
28	Bhopal Nagar Nigam Jai Bhimnagar, Gautamnagar, Jyotibha Phule Nagar	Madhya Pradesh government	ULB	EPC	995	20	28	45	43	32	32	200
29	Indore N Nigam DPR 1 Bhuri Tekri	Madhya Pradesh government	ULB	EPC	100	7	10	16	16	12	12	73
30	Indore N Nigam DPR 1 Bada Bangarda (Naya Basera)	Madhya Pradesh government	ULB	EPC	153	15	22	34	33	24	25	153
31	Indore N Nigam DPR 1 Niranjapur	Madhya Pradesh government	ULB	EPC	244	24	35	55	52	39	39	244
32	Indore N Nigam DPR-2 Bada Bangarda - Budhanja	Madhya Pradesh government	ULB	EPC	174	13	18	29	28	21	21	129

Sr. no.	Project	Implementing agency	Name of implementing agency	Mode of implementation	Estimated TPC (Rs crore)	FY20	FY21	FY22	FY23	FY24	FY25	Total capital outlay FY20-FY25 (Rs crore)
	Bada Bangarda Extension											
33	Indore N Nigam DPR-2 Nipania Sukhsampada, Palda Dev Guradiya	Madhya Pradesh government	ULB	EPC	188	17	25	39	37	28	28	173
34	Indore N Nigam DPR-3 Rau Silicon City	Madhya Pradesh government	ULB	EPC	388	10	14	22	21	16	16	100
35	Indore N Nigam DPR-3 Sanawadia & Indrajeet Nagar	Madhya Pradesh government	ULB	EPC	117	11	16	23	24	20	19	117
37	Design, implementation and management of cloud-based IP CCTV surveillance system in Andhra Pradesh	Andhra Pradesh government	Andhra Pradesh State FiberNet Limited	EPC	969	154	96	96	96	96	-	537
38	36 ROB/RUB in ULBs	ULBs	ULBs	EPC	1,800	-	600	600	600	-	-	1,800
39	Pollution abatement & conservation of river Tapi from Kakrapad Barad to ONGC Bridge Surat	ULB	ULB	EPC	971	80	330	330	218	-	-	958
40	Construction of 75 fly overbridges in ULB areas	ULB	ULB	EPC	3,750	1,250	1,250	1,250	-	-	-	3,750
41	NRCP Sabarmati river conservation project - Phase II	ULB	ULB	EPC	444	228	-	-	-	-	-	228

Sr. no.	Project	Implementing agency	Name of implementing agency	Mode of implementation	Estimated TPC (Rs crore)	FY20	FY21	FY22	FY23	FY24	FY25	Total capital outlay FY20-FY25 (Rs crore)
42	Dahod district southern area multi village water supply projects	Gujarat government	Gujarat Water Supply & Sewerage Board	EPC	890	200	87	-	-	-	-	287
43	Khedbrahma Stage-2 multi village water supply scheme	Gujarat government	Gujarat Water Supply & Sewerage Board	EPC	136	114	13	-	-	-	-	127
44	Mandvi desalination to bulk transmission connectivity	Gujarat government	Gujarat Water Infrastructure Limited	EPC	250	-	20	150	80	-	-	250
45	Ghogha desalination to bulk transmission connection	Gujarat government	Gujarat Water Infrastructure Limited	EPC	100	-	20	50	30	-	-	100
46	Dwarka desalination to Dwarka and Porbandar bulk pipeline	Gujarat government	Gujarat Water Infrastructure Limited	EPC	166	-	20	100	46	-	-	166
47	Jamnagar re-use of treated waste water scheme	Gujarat government	Gujarat Water Supply & Sewerage Board	EPC	122	50	72	-	-	-	-	122
48	Kheda district augmentation projects - Khijalpur, Vanoda and Pariaj regionals	Gujarat government	Gujarat Water Supply & Sewerage Board	EPC	145	45	100	-	-	-	-	145
49	Sukhbadar-based and Narmada-based regional scheme of Botad district	Gujarat government	Gujarat Water Supply & Sewerage Board	EPC	100	50	50	-	-	-	-	100
50	Padra regional augmentation of Vadodara district	Gujarat government	Gujarat Water Supply & Sewerage Board	EPC	164	64	100	-	-	-	-	164
51	Pranchi Khamba group - Veraval district	Gujarat government	Gujarat Water Supply & Sewerage Board	EPC	137	37	100	-	-	-	-	137

Sr. no.	Project	Implementing agency	Name of implementing agency	Mode of implementation	Estimated TPC (Rs crore)	FY20	FY21	FY22	FY23	FY24	FY25	Total capital outlay FY20-FY25 (Rs crore)
52	Pardi regional, Valsad district	Gujarat government	Gujarat Water Supply & Sewerage Board	EPC	112	60	52	-	-	-	-	112
53	Valsad regional , Valsad district	Gujarat government	Gujarat Water Supply & Sewerage Board	EPC	137	37	50	50	-	-	-	137
54	Amreli district bulk pipeline Chavand to Simran	Gujarat government	Gujarat Water Supply & Sewerage Board	EPC	100	20	40	40	-	-	-	100
55	Bhavnagar district augmentation projects	Gujarat government	Gujarat Water Supply & Sewerage Board	EPC	181	31	75	75	-	-	-	181
56	Dwarka district augmentation projects	Gujarat government	Gujarat Water Supply & Sewerage Board	EPC	160	40	60	60	-	-	-	160
57	Bharuch district augmentation schemes	Gujarat government	Gujarat Water Supply & Sewerage Board	EPC	154	14	70	70	-	-	-	154
58	Himatnagar district regional schemes	Gujarat government	Gujarat Water Supply & Sewerage Board	EPC	117	17	50	50	-	-	-	117
59	Rajkot district augmentation of regional schemes	Gujarat government	Gujarat Water Supply & Sewerage Board	EPC	115	15	50	50	-	-	-	115
60	Suvai and Fatehghadh-based regional scheme of Rapar taluka in Kachchh district	Gujarat government	Gujarat Water Supply & Sewerage Board	EPC	100	20	40	40	-	-	-	100
61	Morbi district augmentation schemes	Gujarat government	Gujarat Water Supply & Sewerage Board	EPC	100	30	70	-	-	-	-	100

Sr. no.	Project	Implementing agency	Name of implementing agency	Mode of implementation	Estimated TPC (Rs crore)	FY20	FY21	FY22	FY23	FY24	FY25	Total capital outlay FY20-FY25 (Rs crore)
62	Bhramani-2 dam to Sadulka head works for Rajkot, Morbi, Jamnagar district	Gujarat government	Gujarat Water Supply & Sewerage Board	EPC	270	100	170	-	-	-	-	270
63	Tappar dam - Anjar head works for Kachchh district	Gujarat government	Gujarat Water Supply & Sewerage Board	EPC	140	100	40	-	-	-	-	140
64	EPC - Design, build operate (DBO) of a 100 MLD seawater reverse osmosis (SWRO) desalination plant, Dahej district, Bharuch, Gujarat, India	State PSU/ state parastatal or nodal agency	GIDC	EPC	881	176	617	88	-	-	-	881
65	Setting up of faecal sludge and septage treatment plants in 71 ULBs of Telangana on DBOT - hybrid annuity) basis	State government	CDMA	PPP	172	86	19	19	18	18	18	177
66	Hyderabad integrated municipal solid waste project	Greater Hyderabad Municipal Corporation through private operator	MHyderabad Integrated Municipal Solid Waste Limited	PPP	526	75	29	41	50	62	77	335
67	ADB assisted KUWSIP - Providing 24x7 WSS in Thiruvananthapuram and Kochi - Phase I	Kerala Water Authority (PMU ADB unit)	Kerala Water Authority		1,245	117	220	240	241	205	223	1,245
68	ADB assisted KUWSIP - Providing 24x7 WSS in	Kerala Water Authority (PMU ADB unit)	Kerala Water Authority		1,265	86	206	237	237	218	278	1,263

Sr. no.	Project	Implementing agency	Name of implementing agency	Mode of implementation	Estimated TPC (Rs crore)	FY20	FY21	FY22	FY23	FY24	FY25	Total capital outlay FY20-FY25 (Rs crore)
	Thiruvananthapuram and Kochi - Phase II											
69	Kolkata environmental improvement investment programme (TR-3)	State PSU/ State parastatal or nodal agency	Kolkata Municipal Corporation	EPC	930	484	222	158	66	-	-	930
70	Kolkata urban resilience improvement project	State PSU/ State parastatal or nodal agency	Kolkata Municipal Corporation	EPC	4,464	-	893	893	893	893	893	4,464
71	Creating e-mobility infrastructure	Central PSU	UD department, GoWB through EESL	PPP	300	100	100	100				300
72	Special infrastructure water supply projects for arsenic, fluoride and water scarce area with provision of 24x7 water supply as per national norms	State governments/ Union territories	Public health engineering department	EPC	4,491	1,250	1,393	1,762				4,405
73	External aided (JICA & ADB) water supply projects in arsenic, fluoride and salinity affected areas, with provision of 24x7 water supply as per National norms	State governments/ Union territories	Public health engineering department	EPC	3,880	1,462	1,279	914				3,654
74	Energy efficient/smart community lighting systems in all ULBs	Central PSU	UD Department, GoWB through EESL	PPP	500	100	100	100	100	100		500
75	Installation of ambient air quality monitoring stations and display board at various ULBs	State governments/ Union territories	Department of Urban Development & Municipal Affairs through West	EPC	119	23	16	16	16	16	16	103

Sr. no.	Project	Implementing agency	Name of implementing agency	Mode of implementation	Estimated TPC (Rs crore)	FY20	FY21	FY22	FY23	FY24	FY25	Total capital outlay FY20-FY25 (Rs crore)
	and development authorities		Bengal Pollution Control Board									
76	Augmentation of water supply by (a) Renewing of 9MG capacity century old overhead balancing steel reservoir (tallah tank) and (b) Construction of 3MG capacity booster pumping station near Sakuntala Park in Ho-Chi-Minh Sarani in Ward no. 127	State PSU/ State parastatal or nodal agency	Kolkata Municipal Corporation	EPC	116	44	-	-	-	-	-	44
77	Development of water supply by (a) Construction of 10MG capacity reservoir cum booster pumping station at trenching ground adjacent to Garden Reach Water Works and (b) Design and construction of 25 MGD water treatment plant adjacent to GRWW	State PSU/ State parastatal or nodal agency	Kolkata Municipal Corporation	EPC	149	53	-	-	-	-	-	53
78	Rehabilitation / refurbishment of brick sewer of 1.75 km long from Moulali to Palmer Bridge's drainage pumping station	State PSU/ State parastatal or nodal agency	Kolkata Municipal Corporation	EPC	160	-	40	60	60	-	-	160

Sr. no.	Project	Implementing agency	Name of implementing agency	Mode of implementation	Estimated TPC (Rs crore)	FY20	FY21	FY22	FY23	FY24	FY25	Total capital outlay FY20-FY25 (Rs crore)
79	Upgradation / refurbishment of 23.50 km man entry brick sewer in different places in Kolkata	State PSU/ State parastatal or nodal agency	Kolkata Municipal Corporation	EPC	380	-	40	90	90	90	70	380
80	Upgradation of S&D system at Ward no. 77 & 78 (partly) and desilting of board canal and slum development project (Banglar Bari) at 33A,B,C Canal South Road, ward 57, Br-VII.	State PSU/ State parastatal or nodal agency	Kolkata Municipal Corporation	EPC	130	15	35	40	20	20	-	130
81	Slum development project at Akra Fatak, Garden Reach.	State PSU/ State parastatal or nodal agency	Kolkata Municipal Corporation	EPC	110	-	10	20	30	35	15	110
82	Construction of drainage pumping station at Golf Garden in ward no. 94and Kabi Tirtha Park	State PSU/ State parastatal or nodal agency	Kolkata Municipal Corporation	EPC	81	69	12	-	-	-	-	81
Sub-total					47,169	10,107	12,148	10,704	4,256	2,752	2,464	48,913
<b>Projects under development</b>												
1	Development of ISBT at Dhanbad	Jharkhand government	JUIDCO	PPP	230							230
2	Development of ISBT at Jamshedpur	Jharkhand government	JUIDCO	PPP	222							222
3	Development of ISBT at Ranchi	Jharkhand government	JUIDCO	PPP	680							680
4	Dhanbad bus stand	Jharkhand government	JUIDCO	PPP	267							267
5	Re-development of market complexes in	Jharkhand government		PPP	1,704							1,704

Sr. no.	Project	Implementing agency	Name of implementing agency	Mode of implementation	Estimated TPC (Rs crore)	FY20	FY21	FY22	FY23	FY24	FY25	Total capital outlay FY20-FY25 (Rs crore)
	Jamshedpur Area Four Markets. Sakshi, Bistupur, Baridh and Golmuri											
6	Bio remediation of legacy waste	Andaman and Nicobar	PBMC	EPC	115	75	40	-	-	-	-	115
7	Cable car as public trans[port for Gangtok	Sikkim government	Urban Development Department	EPC	1,023	338	338	338				1,013
8	Supply, installation, testing and commissioning and CAMC of CCTV camera system in Delhi (Phase-II)	Delhi government	PWD		614	150	206	52	52	52	52	562
9	Supply, installation, testing, commissioning of CCTV camera in Delhi Sub: Empanelment of firms for supply, installation, testing, commissioning & CAMC of CCTV system in Delhi	Delhi government	PWD		571	309	19	53	56	60	63	560
10	Construction of 3780 EWS houses (S+14 stories at pocket "F" Bhalaswa Jahangirpuri (design & build model) including internal development and electrification (turnkey project).	Delhi government	Delhi Urban Shelter Improvement Board, GNCTD	EPC	493	100	300	93				493

Sr. no.	Project	Implementing agency	Name of implementing agency	Mode of implementation	Estimated TPC (Rs crore)	FY20	FY21	FY22	FY23	FY24	FY25	Total capital outlay FY20-FY25 (Rs crore)
11	Construction of 500 EWS Houses (S+14) stories at Dev Nagar, Karol Bagh (design & build model) including internal development and electrification (turnkey project).	Delhi government	Delhi Urban Shelter Improvement Board, GNCTD	EPC	102	20	61	21				102
12	Construction of 582 EWS houses, [414 (S+18) stories near railway line and 168 (S+12) stories near slum tenements] at Sangam Park and Lajpat Nagar Delhi - (design & build model) including internal development and electrification (turnkey project).	Delhi government	Delhi Urban Shelter Improvement Board, GNCTD	EPC	133	17	50	16				133
14	Rejuvenation of Badi Nadi and Choti Nadi at Patiala	Punjab government	Patiala Urban Planning and Development Authority, Patiala	EPC	464	150	175	95	10	10	10	464
15	Rejuvenation of Buddha Nallah in Ludhiana – Phases I, II and III	Punjab government	Municipal Corporation, Ludhiana	DBOT	1,434	287	574	574				1,434
16	Commercial complex – cum - convention centre Amritsar on DBFOT basis	Punjab government	Department of Housing & Urban Development	PPP	150							150

Sr. no.	Project	Implementing agency	Name of implementing agency	Mode of implementation	Estimated TPC (Rs crore)	FY20	FY21	FY22	FY23	FY24	FY25	Total capital outlay FY20-FY25 (Rs crore)
17	Commercial complex – cum - Convention Centre Mohali on DBFOT basis	Punjab government	Department of Housing & Urban Development	PPP	250							250
18	Commercial complex – cum - exhibition centre Ludhiana on DBFOT basis	Punjab government	Department of Housing & Urban Development	PPP	120							120
19	Urban Infrastructure projects chandigarh (Total Project – 6)	Chandigarh			180							180
20	Construction of 4th CTU bus depot-cum-workshop in the Industrial area, Phase III, Raipur Kalan	Chandigarh			100							100
24	Godda whole district and adjoining area water supply project (Godda - all nine blocks Dumka - 1 Block, Sahibganj - 3 Block)	Jharkhand government	D.W. & S. department		3,366							3,366
25	Vijayawada metro rail project	Andhra Pradesh government	Municipal Administration & Urban Development	EPC	9,000	900	2,000	2,000	2,100	2,000	-	9,000
26	Visakhapatnam metro rail project	Andhra Pradesh government	SPV	PPP	8,300	800	1,800	1,900	2,000	1,800	-	8,300
27	95 MLD water supply to Rambilli/ Atchutapuram cluster	Andhra Pradesh government	APIIC	EPC	301	-	-	-	-	-	-	301
28	Construction of expansion of common	Andhra Pradesh government	APIIC	EPC	420	-	50	100	100	100	70	420

Sr. no.	Project	Implementing agency	Name of implementing agency	Mode of implementation	Estimated TPC (Rs crore)	FY20	FY21	FY22	FY23	FY24	FY25	Total capital outlay FY20-FY25 (Rs crore)
	effluent treatment plan (CETP) of 5 MLD capacity at Atchutapuram											
29	Storm water drainage system	Andhra Pradesh government	Rural water supply	EPC	3,652	183	730	913	913	913		3,652
30	Construction of 4 MLD CETP in Chittoor south cluster	Andhra Pradesh government	APIIC	EPC	150	60	90					150
31	Construction of 4 MLD CETP in Chittoor north cluster	Andhra Pradesh government	APIIC	EPC	150		60	90				150
32	Bulk water supply to Hindupur cluster under CBIC	Andhra Pradesh government	APIIC	EPC	676		270	270	135			676
33	Establishment of desalination plant of 70 MLD capacity including intake works at Visakhapatnam	Andhra Pradesh government	APIIC	EPC	560	112	224	224				560
34	Establishment of desalination plant of 70 MLD capacity including intake works at Ongole	Andhra Pradesh government	APIIC	EPC	560		112	224	224	-	-	560
35	Establishment of desalination plant of 70 MLD capacity including intake works at Nellore	Andhra Pradesh government	APIIC	EPC	560			112	224	224	-	560
36	95 MLD water supply to Rambilli/ Atchutapuram cluster	Andhra Pradesh government	APIIC	EPC	301	-	-	-	-	-	-	-

Sr. no.	Project	Implementing agency	Name of implementing agency	Mode of implementation	Estimated TPC (Rs crore)	FY20	FY21	FY22	FY23	FY24	FY25	Total capital outlay FY20-FY25 (Rs crore)
37	Establishment of desalination plant 70 MLD capacity including intake works at Machilipatnam	Andhra Pradesh government	APIIC	EPC	560			112	224	224	-	560
38	Utilisation of drones for monitoring, recuperation of surface drinking water resources, Andhra Pradesh drinking water grid project	Andhra Pradesh government	AP Drones Corporation Private Limited	EPC	180	-	70	50	30	20	10	180
39	Summer storage tank in the Chittoor south cluster	Andhra Pradesh government	APIIC	EPC	477		191	286				477
40	Summer storage tank in the Chittoor north cluster	Andhra Pradesh government	APIIC	EPC	490			196	294			490
41	Summer storage tank at Orvakal mega industrial hub in Kurnool district	Andhra Pradesh government	APIIC	EPC	180		72	72	36			180
42	Electric bus depot /diesel bus depot at Gwalior & ITMS control centre	Madhya Pradesh government	Urban	EPC	58	3	3	6	6	5	5	28
45	Under ground sewerage project within Mangrol Municipality Area, Mangrol (SJMMSVY)	State government/ union territories	Gujarat water Supply & Sewage Board	EPC	113	45	45	23				113
46	Under ground sewerage project within Junagadh	ULB	Junagadh Municipal Corporation	EPC	250	100	100	50				250

Sr. no.	Project	Implementing agency	Name of implementing agency	Mode of implementation	Estimated TPC (Rs crore)	FY20	FY21	FY22	FY23	FY24	FY25	Total capital outlay FY20-FY25 (Rs crore)
	Municipal Corporation Area (SJMMSVY)											
47	Ahmedabad peri-urban infrastructure development project (AUDA), ADB proposal	State government/ union territories	AUDA	EPC	1,900	-	380	380	1,140			1,900
48	Sutrapada desalination to bulk pipeline network	Gujarat government	Gujarat Water Infrastructure Limited	EPC	100	-	10	60	30	-	-	100
49	Effluent treatment plant and disposal pipeline - Jetpur	Gujarat government	Gujarat Water Infrastructure Limited	EPC	679	200	279	200	-	-	-	679
50	Effluent treatment plant and disposal pipeline - Vadodara	Gujarat government	Gujarat Water Infrastructure Limited	EPC	128	50	50	28	-	-	-	128
51	Effluent treatment plant and disposal pipeline - Ahmedabad	Gujarat government	Gujarat Water Infrastructure Limited	EPC	1,498	-	300	300	300	350	248	1,498
52	Gandhinagar 24x7 pipeline network	Gujarat government	Gujarat Water Supply & Sewerage Board	EPC	240	100	100	40	-	-	-	240
53	Junagadh underground drainage	Gujarat government	Gujarat Water Supply & Sewerage Board	EPC	300	100	100	100	-	-	-	300
54	Sewerage treatment plant – SUDA - National Green Tribunal	Gujarat government	Gujarat Water Supply & Sewerage Board	EPC	300	100	100	100	-	-	-	300
55	Group scheme of Ankлав, Umreth and Anand talukas of Anand district	Gujarat government	Gujarat Water Supply & Sewerage Board	EPC	134	-	-	-	65	69	-	134

Sr. no.	Project	Implementing agency	Name of implementing agency	Mode of implementation	Estimated TPC (Rs crore)	FY20	FY21	FY22	FY23	FY24	FY25	Total capital outlay FY20-FY25 (Rs crore)
56	Group schemes of remaining talukas of Anand district	Gujarat government	Gujarat Water Supply & Sewerage Board	EPC	900	-	-	200	200	200	300	900
57	Group Scheme of Kheda District	Gujarat government	Gujarat Water Supply & Sewerage Board	EPC	600	100	250	250	-	-	-	600
58	Augmentation scheme of Hafeshwar regional scheme	Gujarat government	Gujarat Water Supply & Sewerage Board	EPC	150	50	50	50	-	-	-	150
59	Dahod district north area regional scheme, and remaining villages	Gujarat government	Gujarat Water Supply & Sewerage Board	EPC	150	-	-	10	40	50	50	150
60	Group scheme of remaining villages of Mahisagar district	Gujarat government	Gujarat Water Supply & Sewerage Board	EPC	100	20	80	-	-	-	-	100
61	Augmentation of Banaskantha district	Gujarat government	Gujarat Water Supply & Sewerage Board	EPC	500	-	100	100	100	200	-	500
62	Savli augmentation Phase-2 of Vadodara district	Gujarat government	Gujarat Water Supply & Sewerage Board	EPC	109	-	50	59	-	-	-	109
63	Desar regional of Vadodara district	Gujarat government	Gujarat Water Supply & Sewerage Board	EPC	100	-	50	50	-	-	-	100
64	East Songadh regional, District Vyara	Gujarat government	Gujarat Water Supply & Sewerage Board	EPC	125	-	-	25	50	50	-	125
65	Astrol Phase - 2, regional scheme, Valsad district	Gujarat government	Gujarat Water Supply & Sewerage Board	EPC	210	-	-	-	50	100	60	210
66	Bharuch district, regional schemes of Netrang, Valiya,	Gujarat government	Gujarat Water Supply & Sewerage Board	EPC	240	-	-	40	100	100	-	240

Sr. no.	Project	Implementing agency	Name of implementing agency	Mode of implementation	Estimated TPC (Rs crore)	FY20	FY21	FY22	FY23	FY24	FY25	Total capital outlay FY20-FY25 (Rs crore)
	Bhalor, Jagadiya talukas of Bharuch											
67	Augmentation schemes of Kachchh district	Gujarat government	Gujarat Water Supply & Sewerage Board	EPC	100	-	20	40	40	-	-	100
68	Augmentation schemes of Surat district (Variav and other regionals)	Gujarat government	Gujarat Water Supply & Sewerage Board	EPC	115	-	-	-	15	50	50	115
69	Regional water supply schemes of Navsari district	Gujarat government	Gujarat Water Supply & Sewerage Board	EPC	100	-	20	40	40	-	-	100
70	Patan district augmentation schemes based on Dharoi and Ranakpur (Narmada main canal)	Gujarat government	Gujarat Water Supply & Sewerage Board	EPC	225	-	25	100	100	-	-	225
71	Mehsana district augmentation based on Modera (Narmada main canal) and SSY pipeline	Gujarat government	Gujarat Water Supply & Sewerage Board	EPC	300	-	100	100	100	-	-	300
72	Water supply project for Mehsana municipality (SJMMSVY)	ULB	Mehsana municipality	EPC	122	49	49	24				122
73	Water supply project for Bharuch municipality (SJMMSVY)	ULB	Bharuch municipality	EPC	103	41	41	21				103
74	Thiruvananthapuram Neyyar alternative source	KWA	KWA	EPC	207	50	100	57				207

Sr. no.	Project	Implementing agency	Name of implementing agency	Mode of implementation	Estimated TPC (Rs crore)	FY20	FY21	FY22	FY23	FY24	FY25	Total capital outlay FY20-FY25 (Rs crore)
75	Augmentation of water supply scheme to Kollam Corporation Phase – II	KWA	KWA	EPC	235	70	100	22				192
76	WSS to Ala, Puliyoor, Budhanoor, Pandanad, Mulakkuzha, Venmony Panchayats and Chengannur municipality in Alappuzha district	KWA	KWA	EPC	199	50	75	74				199
77	Kuttanad drinking water project –Phase II	KWA	KWA	EPC	290	50	100	100	40			290
78	Extension of Angamaly drinking water supply project	KWA	KWA	EPC	116	30	60	26				116
79	WSS to Thrissur Corporation and adjoining panchayats - Phase 1	KWA	KWA	EPC	185	30	50	105				185
80	Water Supply Scheme to Tanur municipality and adjoining four panchayats - Phase 1	KWA	KWA	EPC	100	45	34					79
81	Improvements to WSS to Kondotty municipality	KWA	KWA	EPC	109	30	50	29				109
82	WSS to Seethathode panchayat and Nilackkal Plappally area of Perunadu panchayat in	NABARD	NABARD	EPC	120	20	50	20	30	-	-	120

Sr. no.	Project	Implementing agency	Name of implementing agency	Mode of implementation	Estimated TPC (Rs crore)	FY20	FY21	FY22	FY23	FY24	FY25	Total capital outlay FY20-FY25 (Rs crore)
	Pathanamthitta district - Phase II											
83	Production components completed and distribution pending - 93 nos.	KWA	KWA	EPC	5,159			10	1,716	1,716	1,717	5,159
84	KIIFB - Production components completed and distribution pending - 35 nos.	KWA	KWA	EPC	6,181			10	2,057	2,057	2,057	6,181
85	Proposal for full water supply scheme with production and distribution - 20 nos.	KWA	KWA	EPC	7,277			20	2,419	2,419	2,419	7,277
86	Construction of modern bus terminus at Darjeeling with amenities such as shopping complex, food court, agriculture market, theatre and parking area with capacity of 1,500 vehicles				150	75	75					150
87	Construction of modern bus terminus at Kurseong with amenities such as shopping complex, food court, agriculture market, theatre and parking area with				100	50	50					100

Sr. no.	Project	Implementing agency	Name of implementing agency	Mode of implementation	Estimated TPC (Rs crore)	FY20	FY21	FY22	FY23	FY24	FY25	Total capital outlay FY20-FY25 (Rs crore)
	capacity of 1,500 vehicles											
88	Construction of modern bus terminus at Kalimpong with amenities like shopping complex, food court, agriculture market, theatre and parking area with capacity of 1,500 vehicles				100	50	50					100
89	Bio-mining of legacy waste of dumpsite of Bidhannagar Municipal Corporation, Pramodnagar dump site, Asansol Municipal Corporation and Durgapur Municipal Corporation	ULB	Bidhannagar Municipal Corporation	EPC	176	86	91	-	-	-	-	176.38
90	Improvement of public transport infrastructure including night shelters, public convenience facilities, sanitation facilities at all blocks, sub-divisions and district headquarters	State government/ union territories		EPC	1,144	190	190	190	190	190	194	1144
91	Energy efficient buildings project	Central PSU	UD department, GoWB through EESL	PPP	240	50	100	90	-	-	-	240

Sr. no.	Project	Implementing agency	Name of implementing agency	Mode of implementation	Estimated TPC (Rs crore)	FY20	FY21	FY22	FY23	FY24	FY25	Total capital outlay FY20-FY25 (Rs crore)
92	Construction of multi-purpose auditorium, car park and modification of town hall at Kurseong	State PSU/ state parastatal or nodal agency	G.T.A	EPC	110	37	37	36				110
Sub-total					70,783	5,371	10,946	10,975	15,225	12,958	7,304	70,314
Projects under conceptualization												
1	Lucknow metro rail project - Phase 1B (East-west corridor)	Uttar Pradesh - Joint venture	Uttar Pradesh Metro Rail Corporation Limited	EPC	4,888	489	978	1,222	1,466	733	-	4,888
2	Meerut metro rail project	Uttar Pradesh - Joint venture	Uttar Pradesh Metro Rail Corporation Limited	EPC	6,403	640	1,280	1,601	1,921	961	-	6,403
3	Gorakhpur LRT project	Uttar Pradesh - Joint venture	Uttar Pradesh Metro Rail Corporation Limited	EPC	4,589	-	459	918	1,147	1,377	688	4,589
4	Water supply augmentation and distribution	Andaman and Nicobar	APWD	EPC	245	11	25	65	65	79	-	245
5	Construction of solid waste management centre, public toilet for all district headquarters and urban towns, and community biogas plant at Muthi Village	Mizoram government			85							85
6	Development of non-motorised transport at 11 district headquarters and 12	Mizoram government			141							141

Sr. no.	Project	Implementing agency	Name of implementing agency	Mode of implementation	Estimated TPC (Rs crore)	FY20	FY21	FY22	FY23	FY24	FY25	Total capital outlay FY20-FY25 (Rs crore)
	census towns, Mizoram											
7	Urban resource centres at 10 district headquarters, Mizoram	Mizoram government			118							118
8	Development of water supply system	Odisha government	Department of Water Resources	PPP	1,322							1,322
9	Construction of sewer and effluent network	Odisha government	IDCO	PPP	286							286
10	Recycled water system including STP and CETP	Odisha government	IDCO	PPP	708							708
11	Storm water drainage system	Odisha government	IDCO	EPC	945							945
12	Urban Infrastructure Projects in Sikkim (Total Project – 5)	Sikkim government	Rural Development Department, Sikkim Government	EPC	210	69	69	69				208
13	Improvement, upgradation of water supply distribution system with construction of underground RCC duct along the footpath of highway and arterial zones in and around Gangtok including Luing, Ranka and Rumtek	Sikkim government	Public Health Engineering	EPC	604	-	121	121	121	121	121	604

Sr. no.	Project	Implementing agency	Name of implementing agency	Mode of implementation	Estimated TPC (Rs crore)	FY20	FY21	FY22	FY23	FY24	FY25	Total capital outlay FY20-FY25 (Rs crore)
14	Interstate bus terminus, Gangtok	Sikkim government	Transport Department	EPC	200	80	40	40	40			200
15	Hazardous waste disposal facility (Melli, 5 ghare)	Sikkim government	Commerce and Industries	EPC	100	33	33	33				99
16	Improvement of bus transport in Bengaluru	Karnataka government	BMTC	PPP	10,328	2,026	1,894	1,868	1,435	1,413	1,546	10,182
17	Development of integrated solid waste processing project with waste to energy plant with minimum 300 TPD capacity	Kerala government			269	27	134	108				269
17	Development of integrated solid waste processing project with waste to energy plant with minimum 200 TPD capacity	Kerala government			207							207
18	Development of integrated solid waste processing project with waste to energy plant with minimum 200 TPD capacity	Kerala government			127							127
19	Development of integrated solid waste processing project with waste to energy plant with minimum 200 TPD capacity	Kerala government			150							150
20	Development of integrated solid waste processing project with waste to energy	Kerala government			150							150

Sr. no.	Project	Implementing agency	Name of implementing agency	Mode of implementation	Estimated TPC (Rs crore)	FY20	FY21	FY22	FY23	FY24	FY25	Total capital outlay FY20-FY25 (Rs crore)
	plant with minimum 200 TPD capacity											
21	Development of integrated solid waste processing project with waste to energy plant with minimum 200 TPD capacity	Kerala government			150							150
22	Development of integrated solid waste processing project with waste to energy plant with minimum 300 TPD capacity	Kerala government			250							250
23	Construction of housing complexes for landless and homeless in urban areas of Kerala	Kerala government			260	195	65					260
24	Flood management works in 40,000 ha of polders in Kuttanad area	Kerala government	Water Resources Department (Irrigation)		1,500	100	300	300	300	300	200	1,500
25	Improvement to existing BRTS 2 BRTS corridors	Andhra Pradesh government	GVMC	EPC	125		25	50	50			125
26	Bus rapid transit system new corridors	Andhra Pradesh government	GVMC	EPC	1,810	181	362	453	362	362	91	1,810
27	Comprehensive improvement of arterial road network in the city	Andhra Pradesh government	GVMC	EPC	1,000	100	200	250	200	200	50	1,000
28	Junction improvements, traffic management	Andhra Pradesh government	GVMC	EPC	123	-	25	49	49	-	-	123

Sr. no.	Project	Implementing agency	Name of implementing agency	Mode of implementation	Estimated TPC (Rs crore)	FY20	FY21	FY22	FY23	FY24	FY25	Total capital outlay FY20-FY25 (Rs crore)
	measures including signages, ITS, FOBs, including pedestrian management and road markings, etc											
29	Providing pedestrian infrastructure for pedestrian zones including new footpaths for promotion of NMT	Andhra Pradesh government	GVMC	EPC	150	-	30	60	60	-	-	150
30	Providing bicycle lanes and infrastructure for promotion of NMT in all arterial roads of width more than 24 metres carriageway	Andhra Pradesh government	GVMC	EPC	175	-	35	70	70		-	175
31	Construction of modern bus shelters at on all major roads including city terminal	Andhra Pradesh government	GVMC	PPP	254	-	51	76	76	51	-	254
32	Improvement of parking and multi-level car parking facilities for off-street parking	Andhra Pradesh government	GVMC	EPC	120	-	24	48	48	-	-	120
33	Construction of multi-modal hub for integration of all modes of city transport, including hardware and software	Andhra Pradesh government	GVMC	EPC	150	-	30	60	60	-	-	150
34	Construction of truck terminals with all	Andhra Pradesh government	GVMC	EPC	100	-	20	40	40	-	-	100

Sr. no.	Project	Implementing agency	Name of implementing agency	Mode of implementation	Estimated TPC (Rs crore)	FY20	FY21	FY22	FY23	FY24	FY25	Total capital outlay FY20-FY25 (Rs crore)
	facilities at three locations											
35	Improving feeder network to the mass transit carriers along with traffic infrastructure	Andhra Pradesh government	GVMC	EPC	200	-	40	80	80	-	-	200
36	Construction of mechanised transfer stations	Andhra Pradesh government	GVMC	EPC	150	-	30	60	60	-	-	150
37	Scientific landfill and bio-mining	Andhra Pradesh government	GVMC	EPC	150	-	30	60	60	-	-	150
38	Providing 15 night shelters in the city along with amenities	Andhra Pradesh government	GVMC	EPC	180	45	45	45	45			180
39	Provision for 2,440 kms of CC Drains in all schedule tribal habitations in saturation mode of Visakhapatnam district	Andhra Pradesh government	AP RWS & S engineering department	E P C	854	170	170	170	170	87	87	854
40	Water supply to mega industrial park, Koparthy, Kadapa district	Andhra Pradesh government	APIIC	EPC	186	93	93					186
41	Water supply to mega industrial park, Orvakal cluster, Kurnool district, with Srisaillam reservoir fore shore at Much marri.	Andhra Pradesh government	APIIC	EPC	607	303	303					607
42	Marine discharge of treated effluents and	Andhra Pradesh government	PCPIR	EPC	105	35	35	36				105

Sr. no.	Project	Implementing agency	Name of implementing agency	Mode of implementation	Estimated TPC (Rs crore)	FY20	FY21	FY22	FY23	FY24	FY25	Total capital outlay FY20-FY25 (Rs crore)
	upgradation of backwater creek											
45	Andhra Pradesh: Development of parks & plantations in urban spaces	Andhra Pradesh government	Municipal Administration & Urban Development	EPC	684	68	137	137	137	137	68	684
46	Development of Tadepalli & Mangalgiro model municipalities	Andhra Pradesh government	Municipal Administration & Urban Development	EPC	1,441	144	288	288	288	288	144	1,441
47	Capital city development	Andhra Pradesh government	Municipal Administration & Urban Development	EPC	20,000	2,000	4,000	4,000	4,000	4,000	2,000	20,000
48	Desalination plants	Andhra Pradesh government	Municipal Administration & Urban Development	EPC	3,000	300	600	600	600	600	300	3,000
49	Rejuvenation of water bodies	Andhra Pradesh government	Municipal Administration & Urban Development	EPC	221	22	44	44	44	44	22	221
50	Rain water harvesting including contour channels, sub-surface dykes & check dams	Andhra Pradesh government	Municipal Administration & Urban Development	EPC	500	50	100	100	100	100	50	500
51	Exclusive proposal for Visakhapatnam as city of future	Andhra Pradesh government	Municipal Administration & Urban Development	EPC	7,650	765	1,530	1,530	1,530	1,530	765	7,650
52	Sewerage in extended areas - Chennai Corporation and extended areas -	Tamil Nadu government	CMWSSB	EPC	2,000							2,000

Sr. no.	Project	Implementing agency	Name of implementing agency	Mode of implementation	Estimated TPC (Rs crore)	FY20	FY21	FY22	FY23	FY24	FY25	Total capital outlay FY20-FY25 (Rs crore)
	Chennai agglomeration											
53	Waste water reclamation programme - Chennai agglomeration	Tamil Nadu government	CMWSSB/ SIPCOT	EPC	750							750
54	Desalination plant (400 MLD)	Tamil Nadu government	Greater Chennai Corporation	EPC	2,000							2,000
55	Remediation / closure of Perungudi and Kodungaiyur dumpyard	Tamil Nadu government	Greater Chennai Corporation	EPC	150							150
56	Integrated urban road development programme	Tamil Nadu government	Greater Chennai Corporation	EPC	10,000							10,000
57	Expansion of Mass Transit Public Transport II	Tamil Nadu government	Transport department (GoTN) / CUMTA / CMRL	EPC	15,000							15,000
58	Organised parking programme	Tamil Nadu government	Greater Chennai Corporation	EPC	1,000							1,000
59	City bus terminals modernisation programme	Tamil Nadu government	Greater Chennai Corporation, MTC and transport department	PPP	250							250
60	Intercity bus terminals	Tamil Nadu government	Greater Chennai Corporation, MTC and transport department	EPC	250							250
61	Desalination plant (100 MLD)	Tamil Nadu government	TWAD Board/CMWSSB	EPC	1,000							1,000

Sr. no.	Project	Implementing agency	Name of implementing agency	Mode of implementation	Estimated TPC (Rs crore)	FY20	FY21	FY22	FY23	FY24	FY25	Total capital outlay FY20-FY25 (Rs crore)
62	Integrated urban road development programme – World-class cities	Tamil Nadu government	Greater Chennai Corporation	EPC	15,000							15,000
63	Mass public transit system for Madurai, Coimbatore, Tiruppur, Trichy and Salem	Tamil Nadu government	Transport department (GoTN) / CUMTA / CMRL	EPC	50,000							50,000
64	Organised parking programme world-class cities	Tamil Nadu government	Greater Chennai Corporation	PPP	500							500
65	Park development and improvement programme world class cities	Tamil Nadu government	ULBs and CMA	EPC	750							750
66	Piped water supply - cities not covered under world-class cities programme	Tamil Nadu government	CMA/TWAD/ULBs	EPC	7,500							7,500
67	Appropriate wastewater management system - cities not covered under world-class cities programme	Tamil Nadu government	CMA/TWAD/ULBs	EPC	10,000							10,000
68	Integrated storm water drainage system for Chennai	Tamil Nadu government	Greater Chennai Corporation	EPC	1,101							1,101
69	Restructuring of transport corporation & procurement of BS-VI diesel and e-buses	Tamil Nadu government	State transport corporations	EPC	1,600							1,600

Sr. no.	Project	Implementing agency	Name of implementing agency	Mode of implementation	Estimated TPC (Rs crore)	FY20	FY21	FY22	FY23	FY24	FY25	Total capital outlay FY20-FY25 (Rs crore)
70	Intelligent transport system in Chennai Metropolitan Area	Tamil Nadu government	Greater Chennai Corporation	EPC	660							660
71	Storm water drain system in expanded Greater Chennai Corporation - Kovalam	Tamil Nadu government	Greater Chennai Corporation	EPC	1,449							1,449
72	Area development plans for select locations	Tamil Nadu government	Greater Chennai Corporation	EPC	400							400
73	Efficient street lighting programme	Tamil Nadu government	Greater Chennai Corporation and TANGEDCO	EPC	250							250
74	Park development and improvement programme	Tamil Nadu government	Greater Chennai Corporation	EPC	250							250
75	Provision of solar home lights under Chief Minister's Solar Powered Greenhouses Scheme	Tamil Nadu government	TEDA	EPC	900							900
76	Energising street lights with solar power	Tamil Nadu government	TEDA	EPC	250							250
77	Bus depot / bus stand / ISBT / bus terminal / bus transport system at Guna, Jabalpur, Bhind, Katni, Vidisha, Gwalior, Chhindwara, Khandwa, Ratlam and Bhopal	Madhya Pradesh government	Urban	EPC	281	10	14	22	21	16	16	100
78	New bus stand-cum-depot at Burhanpur	Madhya Pradesh government	Urban	EPC	18	1	1	2	2	2	2	10

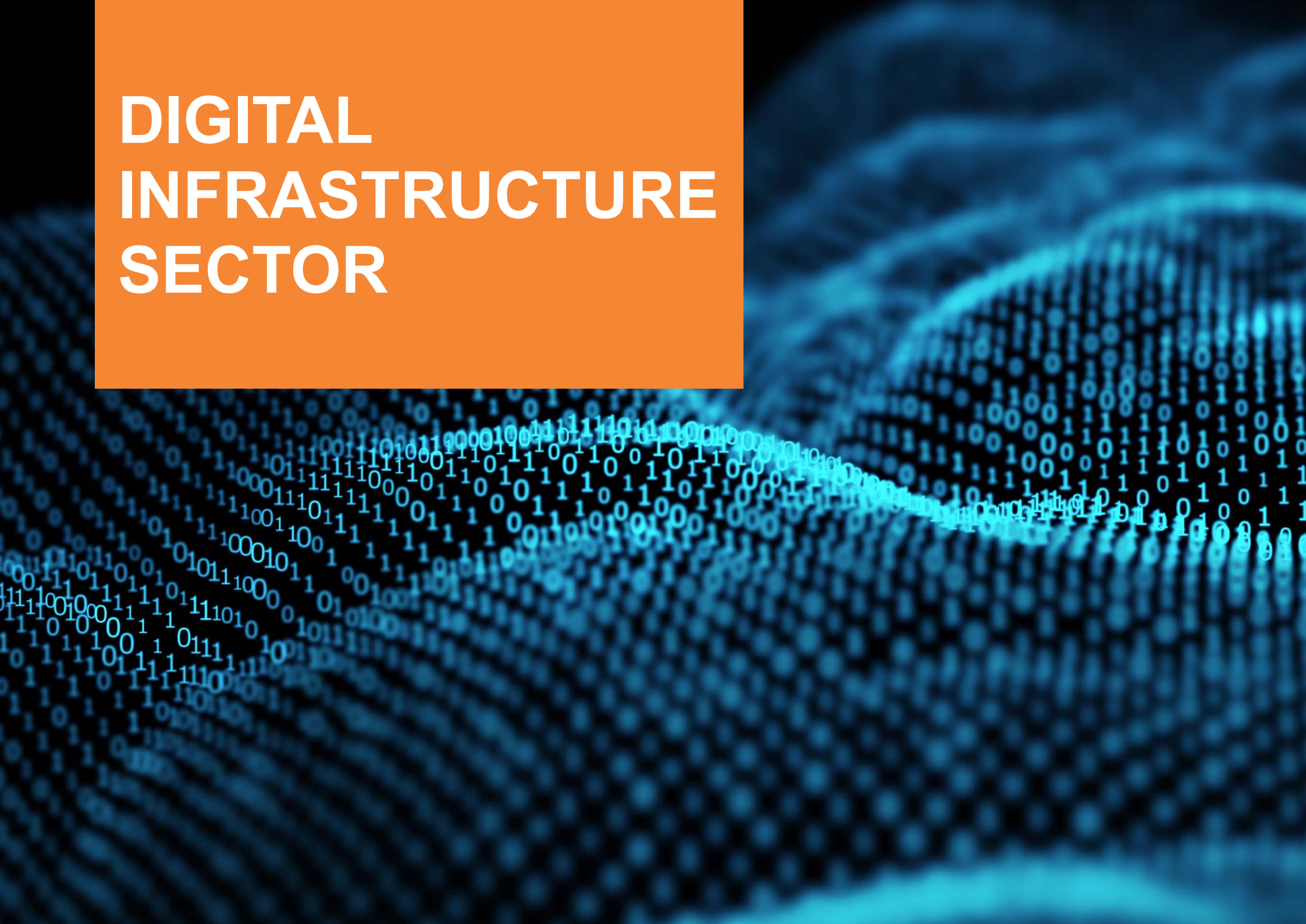
Sr. no.	Project	Implementing agency	Name of implementing agency	Mode of implementation	Estimated TPC (Rs crore)	FY20	FY21	FY22	FY23	FY24	FY25	Total capital outlay FY20-FY25 (Rs crore)
79	Bus stand-cum-bus depot/etc at Satna	Madhya Pradesh government	Urban	EPC	25	1	1	2	2	2	2	10
80	Airport Express Metro Line project	HMRL	Hyderabad Airports Metro Limited	EPC	5,101		205	1,950	1,795	1,151		5,101
81	Kakatiya Metro Neo, Warangal	State government	-	EPC	1,200	0	0	0	0	0	-	1,200
82	Integrated waste water management	State PSU/ state parastatal or nodal agency		EPC	100	15	30	35	20	-	-	100
83	Bio-mining of legacy waste at dumpsite of Kolkata Municipal Corporation	ULB	Kolkata Municipal Corporation	EPC	288	150	138	-	-	-	-	288
84	Bio-mining of legacy waste at dumpsite of Howrah Municipal Corporation	ULB	Howrah Municipal Corporation	EPC	106	75	31	-	-	-	-	105.6
85	Intermodal terminus at Howrah station integrating train, ferry, bus, auto and metro services	State government/ union territories		PPP	100	20	20	20	20	10	10	100
86	Multimodal integrated terminal at Sealdah station area	State government/ union territories		PPP	422	80	80	80	80	80	22	421.6
87	Development of multimodal terminal at Esplanade	State government/ union territories		PPP	500	70	70	70	70	70	150	500
88	Extension of Kolkata east-west metro corridor from Howrah Maidan to Santragachi	State government/ union territories		EPC	4,540	756	756	756	756	756	760	4540

Sr. no.	Project	Implementing agency	Name of implementing agency	Mode of implementation	Estimated TPC (Rs crore)	FY20	FY21	FY22	FY23	FY24	FY25	Total capital outlay FY20-FY25 (Rs crore)
89	Extension of Kolkata east-west metro corridor towards east (Salt Lake Sector V to Tegharia)	State government/ union territories		EPC	2,108	350	350	350	350	350	358	2108
90	Introduction of monorail in Kolkata Municipal Corporation area	State government/ union territories		PPP	4,500	-	250	250	1,000	1,000	2,000	4500
91	Phase II development of Milan Mela convention centre	State PSU/ state parastatal or nodal agency	WBTPPO	EPC	61	40	21					60.7
92	Construction of passenger ropeway from Kurseong to Mirik via Namsu				100	50	50					100
93	Multi-level parking in SJDA, BDA, ADDA & HAD	State PSU/ state parastatal or nodal agency	Dev. Authority	EPC	400	50	50	75	75	75	75	400
94	Rain water harvesting	State government/ union territories	ULB/MED	EPC	114	14	50	50				114
95	Liquid waste management	State government/ union territories	ULB/MED	EPC	2,560	20	500	509	509	509	513	2559.5
96	Construction of Market Complex, Housing Complex, Swastha Bhavan at KMA, multi-layer car parking, rejuvenation of Rabindra Sarobar (National Lake), Rejuvenation of Subhas Sarobar Lake	State government/ union territories	KMDA	EPC	405	-	90	150	165	-	-	405

Sr. no.	Project	Implementing agency	Name of implementing agency	Mode of implementation	Estimated TPC (Rs crore)	FY20	FY21	FY22	FY23	FY24	FY25	Total capital outlay FY20-FY25 (Rs crore)
97	Cost of setting up of solid waste management facility involving waste collection in a segregated way, compost plant for bio-degradable, recycling of plastic waste and setting up of sanitary landfill facility				3,175	529	529	529	529	529	529	3174.9
98	Setting up of atleast five waste to energy, which will use RDF and residue stubble from fields for generating electricity				2,500	417	417	417	417	417	417	2500
99	Special provision for Kolkata Municipal Corporation for solid waste management, plastic waste management and bio-mining				1,000	167	167	167	167	167	167	1000
100	Project to convert legacy waste to methanol				1,000	167	167	167	167	167	167	1000
101	Setting up of e-waste management facility				200	70	70	60				200
<b>Sub-total</b>					<b>227,982</b>	<b>10,997</b>	<b>17,702</b>	<b>20,312</b>	<b>20,770</b>	<b>17,682</b>	<b>11,318</b>	<b>227,629</b>
<b>Total</b>					<b>345,934</b>	<b>26,475</b>	<b>40,796</b>	<b>41,990</b>	<b>40,251</b>	<b>33,391</b>	<b>21,082</b>	<b>346,856</b>



# DIGITAL INFRASTRUCTURE SECTOR

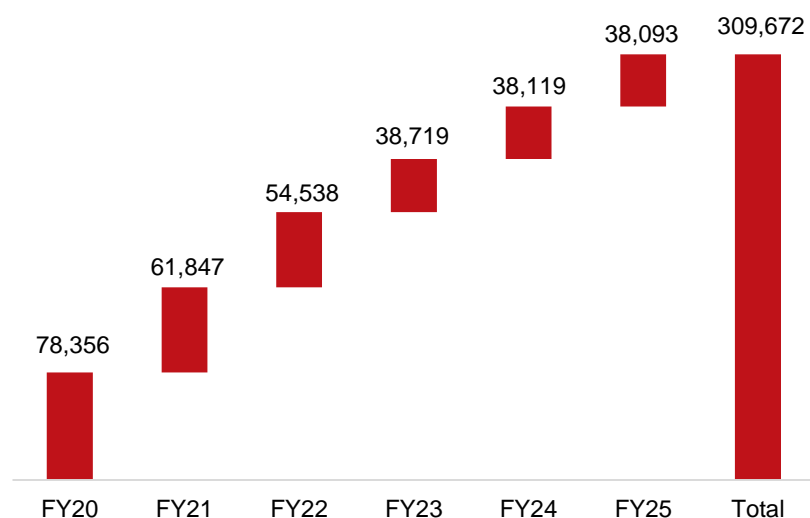


## Digital infrastructure sector projects - Analytics

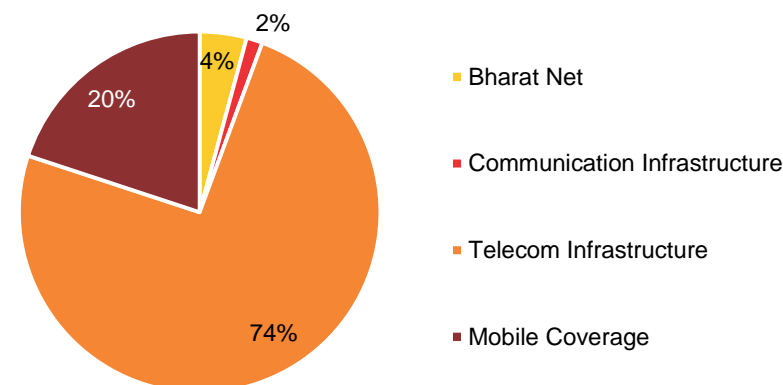
### Planned capital expenditure

An overall estimated capital expenditure of Rs 309,672 crore would be incurred in the digital infrastructure sector during the period FY20 to FY25. As the chart below shows ~76% of the total capital expenditure would be incurred during FY20 to FY23.

**Figure 19 Capital outlay over FY20-FY25 (Rs crore)**



**Figure 20 Nature of projects to be implemented over FY20-FY25 (total value: Rs 309,672 crore)**



### BharatNet

As part of the BharatNet initiative, it is aimed to connect all 2.5 lakh village panchayats in India with a high-speed broadband network. As part of the project, devices will be provided connectivity through WiFi or any other suitable broadband technology to access broadband or internet services. It is estimated that a capital outlay of Rs 13,000 crore would be made during FY20 to FY25 to achieve the targets set under the flagship BharatNet project.

### Telecom infrastructure and mobile coverage in uncovered areas

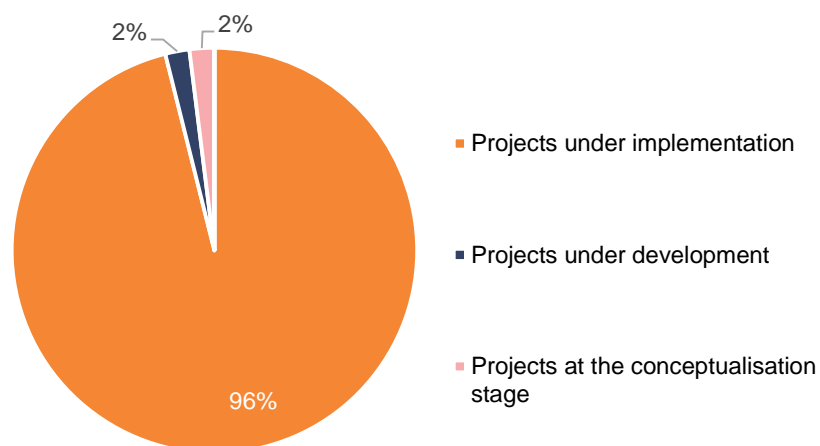
In order to improve the coverage and quality of telecom services in the country an estimated total capital expenditure of ~Rs 292,200 crore would be incurred during FY20 to FY25. The projects include provision of mobile services in uncovered villages, national highways in uncovered districts and extremist-affected areas. Private telecom operators would be incurring substantial capital expenditure to boost their existing infrastructure. Other projects include provision of mobile services in uncovered villages in Andhra Pradesh, Assam, Mizoram, Manipur, Tripura, Nagaland, Sikkim and areas affected by left wing extremism (Rs 9,600 crore).

## Communication infrastructure and data centres

In order to improve digital connectivity with the Andaman and Nicobar and Lakshadweep islands, submarine optical fibre cable connectivity is being laid out between mainland India and these islands. Also, as data has become the 'new oil', data centres are being developed by state governments to efficiently store government data and analyse it to come out with insights to drive policies. An estimated total capital expenditure of ~Rs 4,500 crore would be incurred on this during FY20 to FY25. The major projects in this category include submarine optical fibre connectivity between mainland India (Chennai) and the Andaman and Nicobar Islands (Rs 930 crore), and between mainland India (Kochi) and Lakshadweep (Rs 1,030 crore).

## Progress made so far

**Figure 21 Breakdown by stage of project implementation as on Oct 31, 2019 (total value: Rs 309,672 crore)**



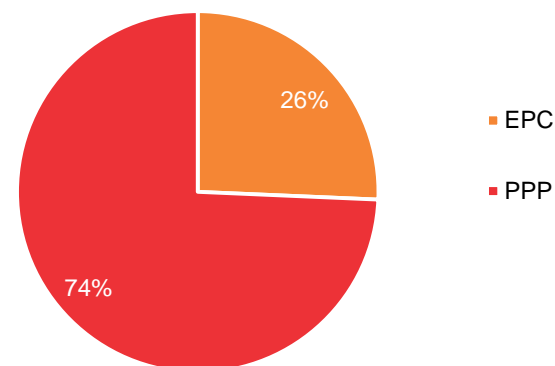
At present, projects utilising 95% of the capital outlay are in the implementation stage and only 2% of the projects are at the conceptualisation stage. Most of the projects are in the implementation stage and are expected to be completed by FY23. The major projects under implementation include capital expenditure incurred on telecom equipment by Bharti Airtel and Vodafone Idea (Rs 228,000

crore); implementation of BharatNet (Rs 13,000 crore), and 4G rollout of BSNL and MTNL (Rs 37,284 crore).

Major projects at the conceptualisation stage include provision for submarine optical fibre connectivity between Kochi and Lakshadweep (Rs 1,030 crore) and provision of mobile services in aspirational districts (Rs 4,810 crore).

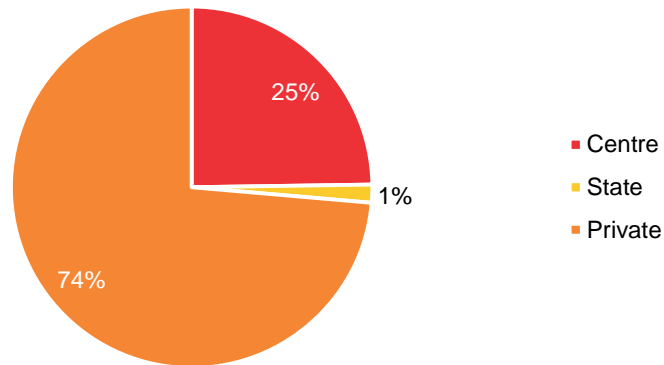
## Implementation approach

**Figure 22 Breakdown by mode of implementation (total value: Rs 309,672 crore)**



74% of the capital outlay over FY20 to FY25 will be invested through the PPP mode. The major capital expenditure would be undertaken by private telecom operators to expand their mobile coverage and improve existing network services (Rs 228,000 crore).

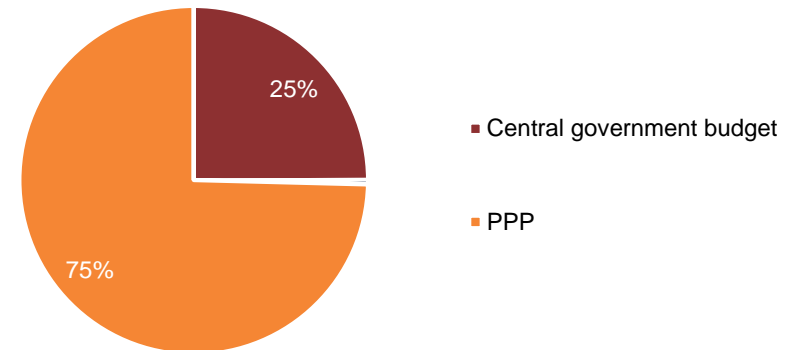
**Figure 23 Breakdown by implementing agency**  
(total value: Rs 309,672 crore)



Projects incurring ~74% of the capital outlay during FY20 to FY25 would be executed by the private sector. The major projects being undertaken by centre include providing mobile services in uncovered areas being implemented by BSNL and Bharat Net project being implemented by the Bharat Broadband Network Limited.

## Sources of financing

**Figure 24 Breakdown by sources of financing**  
(total value: Rs 309,672 crore)



## List of projects undertaken by Department of Telecommunication

**Table 11 List of projects undertaken by Department of Telecommunication**

Total number of projects – 14; projects under implementation – 8; projects under development – 4; projects at conceptualisation – 2

Sr. no.	Project	Implementing agency	Name of implementing agency	Mode of implementation	Estimated TPC (Rs crore)	FY20	FY21	FY22	FY23	FY24	FY25	Total capital outlay FY20-FY25 (Rs crore)
<b>Projects under implementation</b>												
1	Network for spectrum	Central PSU	BSNL	EPC	24,664	8,000	6,768	0	0	0	0	14,768
2	BharatNet	Central PSU	Bharat Broadband Network Limited	EPC	17,145	3,000	6,000	4,000	0	0	0	13,000
3	Provision of mobile services in uncovered villages and national highways of Assam, Manipur, Mizoram, Tripura, Nagaland, Sikkim and AP		Bharti Airtel/Hexacom Limited.	EPC	828	431	397	0	0	0	0	828
4	Provision of submarine OFC connectivity between mainland India (Chennai) and Andaman & Nicobar Islands	Central PSU	BSNL	EPC	929	677	252	0	0	0	0	929
5	4G project of BSNL	Central PSU	BSNL	EPC	28,466	19,018	4,724	4,724				28,466
6	4G project of MTNL	Central PSU	MTNL	EPC	8,818	7,568	625	625				8,818
7	Vodafone Idea	Private sector	Vodafone Idea		78,000	13,000	13,000	13,000	13,000	13,000	13,000	78,000
8	Airtel	Private sector	Airtel		150,000	25,000	25,000	25,000	25,000	25,000	25,000	150,000
<b>Sub-total</b>					<b>308,850</b>	<b>76,694</b>	<b>56,766</b>	<b>47,349</b>	<b>38,000</b>	<b>38,000</b>	<b>38,000</b>	<b>294,809</b>
<b>Project under development</b>												
1	Provision of mobile services in uncovered villages of AP and two districts of Assam			EPC	1,330	0	785	545	0	0	0	1,330
2	Provision of mobile services in uncovered villages and national highways of Meghalaya			EPC	611	0	255	356	0	0	0	611
3	Provision of mobile services in left wing extremism-affected areas (Phase II)			EPC	1,819	0	1,288	531	0	0	0	1,819

Sr. no.	Project	Implementing agency	Name of implementing agency	Mode of implementation	Estimated TPC (Rs crore)	FY20	FY21	FY22	FY23	FY24	FY25	Total capital outlay FY20-FY25 (Rs crore)
4	354 uncovered villages in Ladakh and Kargil, border areas and other priority areas			EPC	282	0	282	0	0	0	0	282
<b>Sub-total</b>					<b>4,042</b>	<b>0</b>	<b>2,610</b>	<b>1,432</b>	<b>0</b>	<b>0</b>	<b>0</b>	<b>4,042</b>
<b>Projects under conceptualisation</b>												
1	Provision of submarine OFC connectivity between Mainland India(Kochi) and Lakshadweep			EPC	1,030	0	300	730	0	0	0	1,030
2	Provision of mobile services in aspirational districts				4,811	0	1,000	3,811	0	0	0	4,811
<b>Sub-total</b>					<b>5,841</b>	<b>0</b>	<b>1,300</b>	<b>4,541</b>	<b>0</b>	<b>0</b>	<b>0</b>	<b>5,841</b>
<b>Total</b>					<b>318,733</b>	<b>76,694</b>	<b>60,676</b>	<b>53,322</b>	<b>38,000</b>	<b>38,000</b>	<b>38,000</b>	<b>304,692</b>

## State-wise list of projects – Telecom

**Table 12 State-wise list of projects – Telecom**

Total number of projects – 11; projects under implementation – 5; projects under development – 4; projects under conceptualisation – 2

Sr. no.	Project	Implementing agency	Name of implementing agency	Mode of implementation	Estimated TPC (Rs crore)	FY20	FY21	FY22	FY23	FY24	FY25	Total capital outlay FY20-FY25 (Rs crore)
<b>Projects under implementation</b>												
1	Augmentation of satellite bandwidth	Andaman and Nicobar	BSNL	EPC	786	200	-	-	-	-	-	200
2	Telecommunication infrastructure by Reliance Jio + Airtel + Vodafone	Andaman and Nicobar	Reliance/ Airtel/Vodafone	PPP	140	40	50	50	-			140
3	Installation of 167 BTS	Andaman and Nicobar	Department of Telecommunication through USOF	EPC	330	330						330
4	Various e-gov infrastructure projects under Digital India Programme	Andaman and Nicobar	Department of Information Technology	EPC	110	55	55					110
5	AP towers	Andhra Pradesh government	AP Digital Infra (P) Limited	PPP	2,000	300	700	1,000				2,000
<b>Sub-total</b>					<b>3,366</b>	<b>925</b>	<b>805</b>	<b>1,050</b>	<b>-</b>	<b>-</b>	<b>-</b>	<b>2,780</b>
<b>Projects under development</b>												
1	Redundant submarine OF cable for CANI-SOFC connecting Diglipur and Kolkata	Andaman and Nicobar	Department of Telecommunication	EPC	600	-	-	-	600			600
2	Design, implementation and maintenance of public Wifi service for schools, colleges and hospitals	Andhra Pradesh government	Andhra Pradesh State FiberNet Limited	EPC	667	350	150	40	40	40	40	660

Sr. no.	Project	Implementing agency	Name of implementing agency	Mode of implementation	Estimated TPC (Rs crore)	FY20	FY21	FY22	FY23	FY24	FY25	Total capital outlay FY20-FY25 (Rs crore)
3	Design, implementation and maintenance of free space optical communication network in AP	Andhra Pradesh government	Andhra Pradesh State FiberNet Limited	EPC	548	288	123	33	33	33	33	543
4	State Data Center (SDC)	Andhra Pradesh government	Andhra Pradesh Technology Services	EPC	118	61	14	14	14	14		118
<b>Sub-total</b>					<b>1,933</b>	<b>699</b>	<b>288</b>	<b>87</b>	<b>687</b>	<b>87</b>	<b>73</b>	<b>1,921</b>
<b>Projects under conceptualisation</b>												
1	Implementation of Andhra Pradesh Software Defined Wide Area Network (APSDWAN) project for ITE&C department, GoAP	Andhra Pradesh government	Andhra Pradesh Technology Services	EPC	110	28	28	28	12	12		110
2	Quantum Technologies'(communication s) project	State PSU/ state parastatal or nodal agency	Photonics Valley Corporation, IT,E& C Department, Telangana government	EPC	170	10	50	50	20	20	20	170
<b>Sub-Total</b>					<b>280</b>	<b>38</b>	<b>78</b>	<b>78</b>	<b>32</b>	<b>32</b>	<b>20</b>	<b>280</b>
<b>Total</b>					<b>5,578</b>	<b>1,662</b>	<b>1,171</b>	<b>1,216</b>	<b>719</b>	<b>119</b>	<b>93</b>	<b>4,980</b>

# IRRIGATION SECTOR

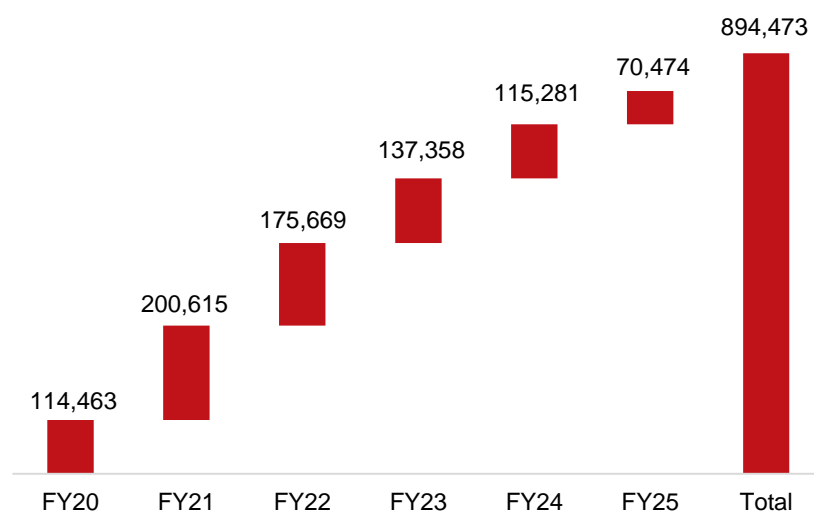


## Irrigation sector projects - Analytics

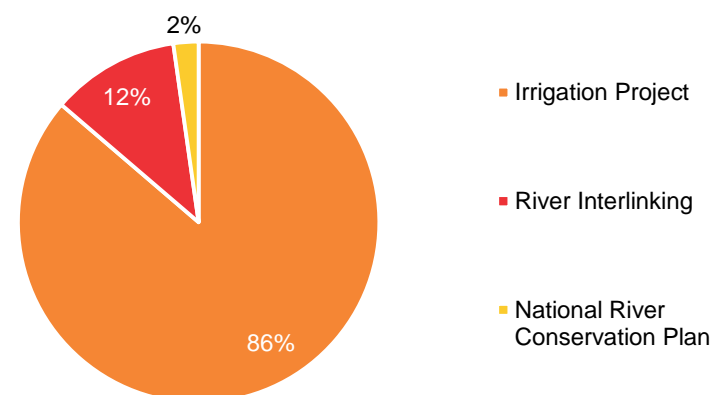
### Planned capital expenditure

An overall estimated capital expenditure of Rs 894,473 crore would be incurred in the irrigation sector during the period FY20 to FY25.

**Figure 25 Capital outlay over FY20-FY25 (Rs crore)<sup>9</sup>**



**Figure 26 Nature of projects to be implemented over FY20-FY25 (total value: Rs 894,473 crore)**



### Irrigation project

As irrigation is critical to ensuring food security and economic growth in India, a total capital expenditure of Rs 771,695 crore is estimated to be incurred during FY20 to FY25 to improve the performance of irrigation systems. Several projects are being undertaken, which include large-scale canal irrigation systems to ensure reliable supply of water in water deficient areas. Many projects involve construction of barrage and reservoirs and large lift irrigation projects. The notable projects include Polavaram irrigation project in Andhra Pradesh, which would involve an estimated capital expenditure of Rs 39,550 crore, and Subarnarekha multi-purpose project in Jharkhand, which would involve an estimated capital outlay of Rs 5,930 crore during FY20 to FY25.

<sup>9</sup> Total capital outlay includes projects for which year-wise phasing is not provided.

## River interlinking

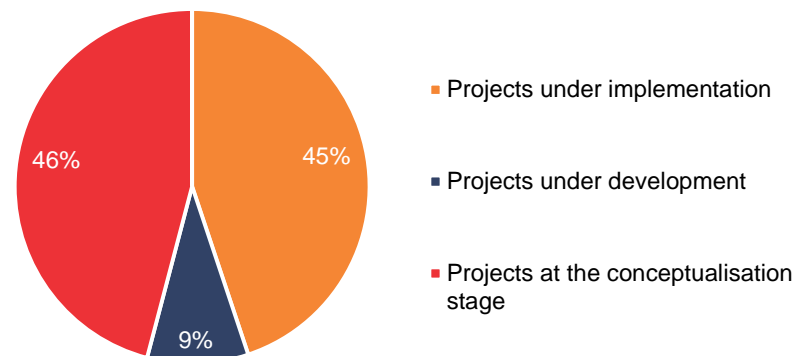
River interlinking projects are planned by the government in order to control droughts in areas facing water shortage and floods in water excess regions. The idea is to reduce dependence of farmers on uncertain monsoon rains. The projects would be commissioned by the National Water Development Agency and an estimated capital expenditure of Rs 102,665 crore would be incurred during FY20 to FY25. The major projects include Godavari-Cauvery link project, Ken-Betwa link project, Par-Tapi-Narmada link project and Damanganga-Pinjal link project.

## National River Conservation Plan

This is envisaged with the objective to minimise pollution affecting river basin and rejuvenation of the river Ganga and its tributaries by adopting a river basin approach. The rationale is to promote inter-sectoral coordination for comprehensive planning and management. The idea is also to maintain minimum ecological flow in the river Ganga to ensure optimum water quality. Many sewage treatment plants (STPs) and effluent treatment plants (ETPs) are being commissioned under this programme. Overall, an estimated capital expenditure of Rs 20,100 crore would be incurred during FY20 to FY25 for building robust infrastructure to ensure that menace of river water pollution is minimised to the extent possible.

## Progress made so far

**Figure 27 Breakdown by stage of project implementation as on Oct 31, 2019 (total value: Rs 894,473 crore)**



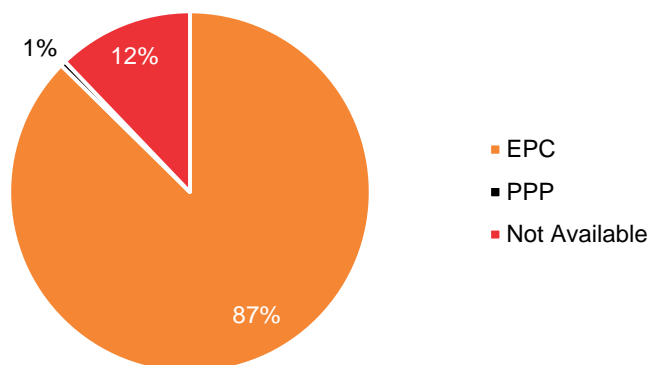
At present, projects comprising 46% of the capital outlay are in the conceptualisation stage. Some of the marquee projects such as river interlinking are still in the conceptualisation stage. The major projects include Godavari-Cauvery link project (Rs 60,360 crore); Ken-Betwa link project (Rs 30,700 crore); Netravati diversion scheme in Karnataka (Rs 37,800 crore); and Babu Jagjivan Ram Uttarandhra Sujala Sravanthi project - Phase II in Andhra Pradesh (Rs 14,545 crore).

Most of the irrigation projects being undertaken to provide water supply in water scant regions are under implementation. The major projects under implementation include Polavaram irrigation project in Andhra Pradesh (Rs 39,550 crore); Handri-Neeva-Sujala-Sravanthi (HNSS) canal project in Andhra Pradesh (Rs 4,500 crore); and Chintalapudi lift irrigation scheme in Andhra Pradesh (Rs 4,188 crore).

The major projects under development include Narmada-Malwa-Kshipra micro-irrigation scheme in Madhya Pradesh (Rs 7,500 crore); Narmada-Malwa-Gambhir link - Phase II in Madhya Pradesh (Rs 6,500 crore); and Bhadbhut barrage project in Gujarat (Rs 4,245 crore).

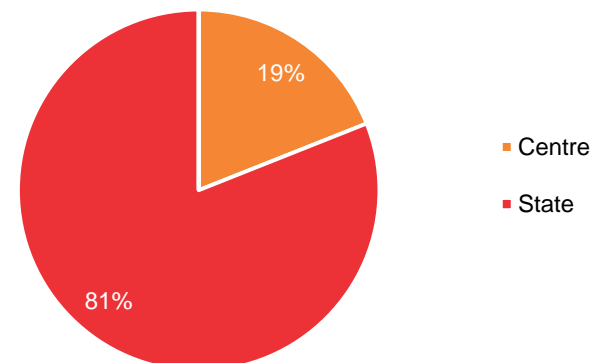
## Implementation approach

**Figure 28 Breakdown by mode of implementation (total value: Rs 894,473 crore)**



Projects incurring 87% of the capital outlay would be incurred under the EPC mode. Most of the large irrigation projects being undertaken are implemented through the EPC route. The projects under the National River Conservation Plan involving interception, diversion and treatment works such as construction of STPs and ETPs, are being undertaken under the PPP route.

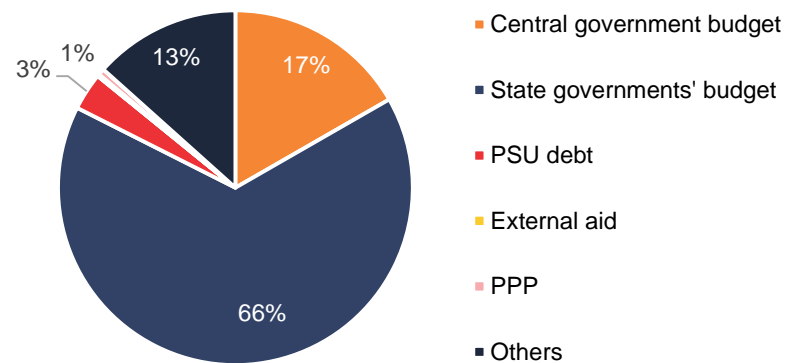
**Figure 29 Breakdown by implementing agency (total value: Rs 894,473 crore)**



Most of the projects being undertaken to improve irrigation infrastructure are being implemented by the concerned state government, while projects involving development of micro-irrigation infrastructure and those under the National River Conservation Plan are being undertaken by the central government.

Sources of financing

Figure 30 Breakdown by sources of financing (total value: Rs 894,473 crore)



## Project list for irrigation

**Table 13 Project list for irrigation**

Total number of projects – 189; projects under implementation – 156; projects under conceptualisation – 5; projects under development – 28

Sr. no.	Project	Implementing agency	Name of implementing agency	Mode of implementation	Estimated TPC (Rs crore)	FY20	FY21	FY22	FY23	FY24	FY25	Total capital outlay FY20-FY25 (Rs crore)
<b>Projects under implementation</b>												
1	Borolia irrigation project	State government/ union territories	WRD, Assam	EPC	256	100	72					172
2	Durgawati Reservoir project	State government/ union territories	WRD, Bihar	EPC	930	70	36					106
3	Sardar Sarovar	State PSU/ state parastatal or nodal agency	SSNL	EPC	31,522	2,398	839					3,237
4	Tral lift irrigation scheme	State government/ union territories	Irrigation department	EPC	157	22	17					39
5	Restoration and mod. of main Ravi Canal and Prakachik Khows Canal	State government/ union territories	Irrigation department	EPC	114	17						17
6	Subernarekha multipurpose project	State government/ union territories	WRD department	EPC	9,580	868	2,531	2,531				5,929
8	Upper Tunga irrigation project	State government/ union territories	KBJNL\VJNL	EPC	1,567	590						590
9	Karanja project	State government/ union territories	KBJNL\VJNL	EPC	339	14						14

Sr. no.	Project	Implementing agency	Name of implementing agency	Mode of implementation	Estimated TPC (Rs crore)	FY20	FY21	FY22	FY23	FY24	FY25	Total capital outlay FY20-FY25 (Rs crore)
10	NLBC system project (New)	State government/ union territories	KBJNL\VJNL	EPC	2,406	400	116					516
11	Mahi project	State government/ union territories	WRD	EPC	704	3						3
12	Mahan project	State government/ union territories	WRD	EPC	434	22						22
13	Pench project	State government/ union territories	WRD	EPC	1,565	25						25
14	Waghur irrigation project	State government/ union territories	TIDC	EPC	1,233	103						103
15	Tillari	State government/ union territories	KIDC	EPC	643	100	53					153
16	Lower Wardha	State government/ union territories	VIDC	EPC	2,916	380	213					592
17	Gosikhurd (NP)	State government/ union territories	VIDC	EPC	12,770	900	1,500	1,500	1,715			5,615
18	Upper Pen Ganga	State government/ union territories	GIDC	EPC	1,512	200	243					443
19	Bembla	State government/ union territories	GIDC	EPC	2,484	250	289					539
20	Tarali	State government/ union territories	MKVDC	EPC	943	150	153					303

Sr. no.	Project	Implementing agency	Name of implementing agency	Mode of implementation	Estimated TPC (Rs crore)	FY20	FY21	FY22	FY23	FY24	FY25	Total capital outlay FY20-FY25 (Rs crore)
21	Arjuna	State government/ union territories	KIDC	EPC	612	145						145
22	Aruna	State government/ union territories	KIDC	EPC	1,472	200	150	147				497
23	Krishna Koyna Lift	State government/ union territories	MKVDC	EPC	2,775	560	985					1,545
24	Gadnadi	State government/ union territories	KIDC	EPC	603	114						114
25	Sangola Branch Canal	State government/ union territories	MKVDC	EPC	742	100	301					401
26	Morna (Gureghar)	State government/ union territories	MKVDC	EPC	220	113						113
27	Lower Pedhi	State government/ union territories	VIDC	EPC	1,481	150	394					544
28	Wang project	State government/ union territories	MKVDC	EPC	112	64	34					98
29	Naradave (Mahammadwadi)	State government/ union territories	KIDC	EPC	782	75	250	206				531
30	Kudali	State government/ union territories	MKVDC	EPC	382	75	164					239
31	Thoubal	State government/ union territories	WRD	EPC	1,727	100	165					265

Sr. no.	Project	Implementing agency	Name of implementing agency	Mode of implementation	Estimated TPC (Rs crore)	FY20	FY21	FY22	FY23	FY24	FY25	Total capital outlay FY20-FY25 (Rs crore)
32	Dolaithabi barrage	State government/ union territories	WRD	EPC	456	23						23
33	Subernarekha	State government/ union territories	WR and irrigation department	EPC	4,456	195	121	81				397
34	Anandpur Barr. Ph.-I / Integrated Anandpur Barr.	State government/ union territories	WR and irrigation department	EPC	2,864	200	600	400	415			1,615
35	Kanupur	State government/ union territories	WR and irrigation department	EPC	2,301	125	199	228	181			733
36	J Chokha Rao LIS	State government/ union territories	WR and irrigation department	EPC	12,413	1,500	1,316					2,816
37	Rajiv Bheema LI scheme	State government/ union territories	WR and irrigation department	EPC	1,943	130	65					195
38	Arjun Sahayak	State government/ union territories	WR and irrigation department	EPC	2,466	500	154					654
39	Madhya Ganga canal PH-II	State government/ union territories	WR and irrigation department	EPC	4,284	1,000	1,694					2,694
40	Saryu Nahar (NP)	State government/ union territories	WR and irrigation department	EPC	5,804	1,000	1,104					2,104
41	Relining of Sirhind feeder canal and relining of Rajasthan feeder canal	State government/ union territories	WRD	EPC	1,977	599	652	166				1,418
42	Shahpurkandi dam (national project)	State government/ union territories	WRD	EPC	2,716	493	493	493	493			1,974

Sr. no.	Project	Implementing agency	Name of implementing agency	Mode of implementation	Estimated TPC (Rs crore)	FY20	FY21	FY22	FY23	FY24	FY25	Total capital outlay FY20-FY25 (Rs crore)
43	Balance works of north Koel reservoir project, Bihar and Jharkhand	Central PSU	WAPCOS	EPC	2,391	336	770					1,106
44	PMKSY-HKKP-CADWM	State government/ union territories	State command area development department	EPC	13,476	3,121	3,294	2,069	390	18	-	8,892
45	Shahpurkandi dam (national project)	State government/ union territories	WRD	EPC	2,716	465	574	786	161			1,986
46	Polavaram irrigation project	State government/ union territories	WR and irrigation department	EPC	55,549	7,841	13,186	8,791	9,734			39,552
47	Sewage treatment plant at Jagjeetpur and Sarai	State government/ union territories	UKPJN	PPP	135	17	16	15	14	14	13	88
48	Interception and diversion (I&D) with STP at Rishikesh	State government/ union territories	UKPJN	EPC	101	80						80
49	Sewerage works in sewerage district 'A' of Allahabad	State government/ union territories	UPJN	EPC	268	103						103
50	Interception, diversion and treatment works for Naini (District G), Phaphamau (District F) and Jhusi area district in Allahabad (HAM)	State government/ union territories	UPJN	PPP	302	48	48	24	37	35	34	227
51	Sewerage works in Sewerage District I of Kanpur	State government/ union territories		EPC	331	109	109					218

Sr. no.	Project	Implementing agency	Name of implementing agency	Mode of implementation	Estimated TPC (Rs crore)	FY20	FY21	FY22	FY23	FY24	FY25	Total capital outlay FY20-FY25 (Rs crore)
52	STP at Pankha, Kanpur and integration with existing STPs	State government/ union territories		PPP	248	30	40	30	31	29	28	187
53	Sewage treatment plant for Assi-BHU Sewerage District at Ramana	State government/ union territories		EPC	110	84						84
54	Mathura sewerage scheme (HAM)	State government/ union territories		PPP	251	45	30	31	29	28	27	190
55	Sewerage system & STP works (Phase I) at Moradabad (Ramganga)	State government/ union territories		EPC	257	76						76
56	Farrukhabad I&D and STP works (HAM)	State government/ union territories		PPP	107	9	17	17	13	13	12	81
57	Rehabilitation / renovation of Agra sewerage scheme (I&D works) in Agra,Uttar Pradesh	State government/ union territories		PPP	475	38	76	76	58	56	53	357
58	II&D works with STP in Bareilly, Uttar Pradesh	State government/ union territories		PPP	150	12	24	24	18	18	17	113
59	II&D works and STP in Muzaffarnagar, Uttar Pradesh	State government/ union territories		PPP	129	10	21	21	16	15	14	97
60	II&D works and STP in Jaunpur, Uttar Pradesh	State government/ union territories		EPC	142	14	57	71				142

Sr. no.	Project	Implementing agency	Name of implementing agency	Mode of implementation	Estimated TPC (Rs crore)	FY20	FY21	FY22	FY23	FY24	FY25	Total capital outlay FY20-FY25 (Rs crore)
61	Sewerage scheme I&D with STP works in Meerut, Uttar Pradesh	State government/ union territories		EPC	364	36	146	182				364
62	II&D works with STP at Lucknow, Uttar Pradesh	State government/ union territories		EPC	104	10	42	52				104
63	I&D and STP works at Bhagalpur (HAM)	State government/ union territories		PPP	136	11	22	22	17	16	15	102
64	Sewerage system and STP for Digha zone, Patna (HAM)	State government/ union territories		PPP	563	45	90	90	69	66	63	423
65	Sewerage system and STP for Kankarbag zone, Patna (HAM)	State government/ union territories		PPP	377	30	60	60	46	44	42	283
66	Sewer networks, SPS and STP, Hajipur	State government/ union territories		EPC	229	23	91	114				229
67	Sewerage system with sewer network, Patna Beur	State government/ union territories		EPC	204	70						70
68	Saidpur STP and adjoining network for Patna, Bihar	State government/ union territories		EPC	153	48	12					60
69	Saidpur sewer network, Patna, Bihar	State government/ union territories		EPC	246	126	84					211
70	Sewerage scheme at Pahari Zone V, Patna, Bihar	State government/ union territories		EPC	301	160	106					266

Sr. no.	Project	Implementing agency	Name of implementing agency	Mode of implementation	Estimated TPC (Rs crore)	FY20	FY21	FY22	FY23	FY24	FY25	Total capital outlay FY20-FY25 (Rs crore)
71	Sewerage scheme at Pahari (Zone IVA (S)), Patna, Bihar	State government/ union territories		EPC	154	65	43					108
72	SSTP at Pahari - Patna, Bihar	State government/ union territories		EPC	112	69	29					98
73	Sewerage system with sewer network, Patna Karmalichak	State government/ union territories		EPC	258	133	89					222
74	Sewer network, SPS and STP, Begusarai	State government/ union territories		EPC	173	17	69	86				173
75	I&D and STP at Chhappa	State government/ union territories		EPC	115	12	46	58				115
76	Sewer networks, SPS and STP, Munger	State government/ union territories		EPC	213	21	85	106				213
77	Sewerage system with sewer network at Barrackpore	State government/ union territories		EPC	229	69	17					87
78	Sewerage system & STP works at Budge Budge	State government/ union territories		EPC	122	36						36
79	Sewerage system and STP works at Haliahahr	State government/ union territories		EPC	239	99						99
80	II&D works with STP at Hooghly-Chinsurah (HAM)	State government/ union territories		PPP	102	8	16	16	12	12	11	76
81	I&D and STP works at Burdwan, West Bengal	State government/ union territories		PPP	162	13	26	26	20	19	18	122

Sr. no.	Project	Implementing agency	Name of implementing agency	Mode of implementation	Estimated TPC (Rs crore)	FY20	FY21	FY22	FY23	FY24	FY25	Total capital outlay FY20-FY25 (Rs crore)
82	II&D works with STP, for drains falling in Damodar river at Durgapur, West Bengal	State government/ union territories		PPP	172	14	28	28	21	20	19	129
83	Detailed project report for I&D sewerage system and STP for Asansol and Kulti towns, West Bengal	State government/ union territories		PPP	205	16	33	33	25	24	23	154
84	II&D and treatment works at Tolly's Nullah (Adi Ganga) (HAM)	State government/ union territories		PPP	236	9	47	38	29	28	26	177
85	7 nos. prioritised STPs, 1 no. SPS & peripheral sewers in command area of Najafharh drain (Dhansa to Keshopur)	State government/ union territories		EPC	345	172	172					345
86	Construction of 318 MLD WWTP with 10 years O&M at Coronation Pillar, Delhi	State government/ union territories		EPC	416	300						300
87	Rehabilitation and upgradation of Kondli Phase I STP (45 MLD), Phase II STP (114 MLD) and Phase III STP (45 MLD) - (K3)	State government/ union territories		EPC	239	123	82					205

Sr. no.	Project	Implementing agency	Name of implementing agency	Mode of implementation	Estimated TPC (Rs crore)	FY20	FY21	FY22	FY23	FY24	FY25	Total capital outlay FY20-FY25 (Rs crore)
88	Rehabilitation and upgradation of Phase I STP (182 MLD) (R2)	State government/ union territories		EPC	212	113	75					188
89	Construction of 564 MLD (124 MGD) WWTP with effluent standards of BOD – 10mg/l, TSS – 10 mg/l or better and power generation on DBO basis at Okhla on turnkey basis and demolition of existing 136 MLD (Phase I), 55 MLD (Phase II), 204 MLD (Phase III) and 168 MLD (Phase IV) WWTPs	State government/ union territories		EPC	666	133	200	200	133			666
90	Gundlakamma	State government/ union territories	WR and irrigation department	EPC	754	28	98					126
91	Tadipudi LIS	State government/ union territories	WR and irrigation department	EPC	886	55	103	148				306
92	Thotapally	State government/ union territories	WR and irrigation department	EPC	1,128	156	72	99				327
93	Tarakaram Teerta Sagaram	State government/ union territories	WR and irrigation department	EPC	471	41	96	110				247
94	Musurumilli	State government/ union territories	WR and irrigation department	EPC	223	20	-					20

Sr. no.	Project	Implementing agency	Name of implementing agency	Mode of implementation	Estimated TPC (Rs crore)	FY20	FY21	FY22	FY23	FY24	FY25	Total capital outlay FY20-FY25 (Rs crore)
95	Pushkara LIS	State government/ union territories	WR and irrigation department	EPC	675	35	17					53
96	Yerracalva	State government/ union territories	WR and irrigation department	EPC	125	1	34					35
97	Sri Komaram Bheem project	State government/ union territories	WR and irrigation department	EPC	484	50	11					61
98	Peddavagu @ Neelwai project	State government/ union territories	WR and irrigation department	EPC	199	33						33
99	Palemvagu project	State government/ union territories	WR and irrigation department	EPC	214	17						17
100	Peddavagu @ Jagannathpur	State government/ union territories	WR and irrigation department	EPC	245	58	59					117
101	SRSP St II	State government/ union territories	WR and irrigation department	EPC	950	71						71
102	Indiramma flood flow canal	State government/ union territories	WR and irrigation department	EPC	5,037	450	256					706
103	Lower Indra (KBK)	State government/ union territories	WR and irrigation department		1,595	18						18
104	Telengiri	State government/ union territories	WR and irrigation department		1,153	121						121
105	Sone-Kanhar pipeline irrigation project	State government/ union territories	Water Resources Department, GoJ	EPC	1,273	200	536	536				1,273

Sr. no.	Project	Implementing agency	Name of implementing agency	Mode of implementation	Estimated TPC (Rs crore)	FY20	FY21	FY22	FY23	FY24	FY25	Total capital outlay FY20-FY25 (Rs crore)
106	ERM of Bayain Banki irrigation scheme	State government/ union territories	Water Resources Department, GoJ	EPC	156	60	96					156
107	Project under NRCP (ongoing projects and new projects)	Central government		EPC	12,668	113	750	700	600	4,600	5,684	12,447
108	Guru Raghavendra project	State government/ union territories	WR and irrigation department	EPC	566	85						85
109	Gandikota - CBR Lifts	State government/ union territories	WR and irrigation department	EPC	1,568	48						48
110	PBC system	State government/ union territories	WR and irrigation department	EPC	338	56						56
111	GNSS Ph-1	State government/ union territories	WR and irrigation department	EPC	633	269	254					490
112	Water supply to western mandals of Kurnool district (68 tanks)	State government/ union territories	WR and irrigation department	EPC	270	187	34					221
113	Siddapuram LIS	State government/ union territories	WR and irrigation department	EPC	114	17	18					36
114	Modernisation of Kanpur canal system	State government/ union territories	WR and irrigation department	EPC	188	57	36					93
115	Nellore barrage	State government/ union territories	WR and irrigation department	EPC	168	23	45					68

Sr. no.	Project	Implementing agency	Name of implementing agency	Mode of implementation	Estimated TPC (Rs crore)	FY20	FY21	FY22	FY23	FY24	FY25	Total capital outlay FY20-FY25 (Rs crore)
116	Sangam barrage	State government/ union territories	WR and irrigation department	EPC	239	88	58					146
117	Somasila Swarnamukhi link canal	State government/ union territories	WR and irrigation department	EPC	545	-	316					316
119	SPC Paleru reservoir project	State government/ union territories	WR and irrigation department	EPC	144	39	91					130
120	Madduvalasa Stage-II	State government/ union territories	WR and irrigation department	EPC	73	19	8					27
121	B R R Vamsadhara project - Stage I	State government/ union territories	WR and irrigation department	EPC	109	29	37					66
122	B R R Vamsadhara project - Phase II of Stage II	State government/ union territories	WR and irrigation department	EPC	1,988	258	110					369
123	Interlinking of Vamsadhara and Nagavali rivers	State government/ union territories	WR and irrigation department	EPC	85	28	29					57
124	Mahendratanaaya project	State government/ union territories	WR and irrigation department	EPC	519	133	108					242
125	Interlinking of Nagavali river with Champavathi river and Nagavati flood banks	State government/ union territories	WR and irrigation department	EPC	122	47	34					81
127	Narayanapuram Anicut	State government/ union territories	WR and irrigation department	EPC	100	45	55					100

Sr. no.	Project	Implementing agency	Name of implementing agency	Mode of implementation	Estimated TPC (Rs crore)	FY20	FY21	FY22	FY23	FY24	FY25	Total capital outlay FY20-FY25 (Rs crore)
128	V K M N Janjhavathi reservoir project	State government/ union territories	WR and irrigation department	EPC	176	10	31					43
130	BJRUSS - Phase I	State government/ union territories	WR and irrigation department	EPC	2,022	1,841	164					2,006
131	Venkatanagaram pumping scheme	State government/ union territories	WR and irrigation department	EPC	169	39	32					72
132	YCPR Korisapadu LIS	State government/ union territories	WR and irrigation department	EPC	290	21	98	69				188
133	MModernisation of Sardhar Gowthu Latchanna Thotapalli old regulator system	State government/ union territories	WR and irrigation department	EPC	195	85	60	51				195
134	Vamsadhara flood banks	State government/ union territories	WR and irrigation department	EPC	1,056	188	578	289				1,056
135	Extending Guntur channel from 47.000 km to 76.400 km	State government/ union territories	WR and irrigation department	EPC	288	-	185	103				288
136	Varikapudisela lift irrigation scheme	State government/ union territories	WR and irrigation department	EPC	369	-	133	235				369
137	Modernisation of Yeleru irrigation system	State government/ union territories	WR and irrigation department	EPC	288	27	40	103				170
138	GNSS Ph-II	State government/ union territories	WR and irrigation department	EPC	3,689	879	955	1,516				3,351
139	HNSS project total	State government/ union territories	WR and irrigation department	EPC	16,775	1,522	2,933	65				4,519

Sr. no.	Project	Implementing agency	Name of implementing agency	Mode of implementation	Estimated TPC (Rs crore)	FY20	FY21	FY22	FY23	FY24	FY25	Total capital outlay FY20-FY25 (Rs crore)
140	Modernisation of TBPHLC project	State government/ union territories	WR and irrigation department	EPC	1,163	493	341	-				834
141	PS Veligonda project	State government/ union territories	WR and irrigation department	EPC	9,242	1,811	1,966	550				4,327
142	Chintalapudi lift irrigation scheme	State government/ union territories	WR and irrigation department	EPC	6,825	1,051	1,975	1,163				4,188
143	Singatalur LIS	State government/ union territories	KNNL	EPC	5,768	372	400	400	400	1,868		3,440
144	Shiggaon LIS	State government/ union territories	KNNL	EPC	532	26	100	56	-	-		182
145	Savanur LIS	State government/ union territories	KNNL	EPC	690	33	75	75	75	245		503
146	Tubachi -Bableshtar LIS	State government/ union territories	KNNL	EPC	3,572	519	450	450	407	-		1,825
147	Basaveshwara (Kempwad) LIS	State government/ union territories	KNNL	EPC	1,319	299	300	257	-	-		857
148	Venkateshwara LIS	State government/ union territories	KNNL	EPC	174	58	77	-	-	-		135
149	Salapur LIS	State government/ union territories	KNNL	EPC	566	50	200	200	116	-		566
150	Sonthi lift irrigation scheme	State government/ union territories	KBJNL	EPC	675	51	75	75	75	74		350

Sr. no.	Project	Implementing agency	Name of implementing agency	Mode of implementation	Estimated TPC (Rs crore)	FY20	FY21	FY22	FY23	FY24	FY25	Total capital outlay FY20-FY25 (Rs crore)
151	UKP Stage I & II extension (Ramthal LIS, Thimmapur LIS, Budihal - Peerapur LIS, Nandawadgi LIS and NRBC Dy. No.9A)	State government/ union territories	KBJNL	EPC	5,060	409	650	700	750	576		3,085
152	Narayanpur right bank canal modernisation (NLBC-ERM)	State government/ union territories	KBJNL	EPC	750	75	300	375	-	-		750
153	Rengali irrigation project (right bank canal system)	State government/ union territories	WR and irrigation department	EPC	2,906	500	450	250				1,200
154	Deo irrigation project	State government/ union territories	WR and irrigation department	EPC	774	234	4	-				238
155	Lower Suktel	State government/ union territories	WR and irrigation department	EPC	2,948	500	600	600				1,700
156	Rengali irrigation project (Rengali left bank canal) (RD 29.177 to 141.00KM)	State government/ union territories	WR and irrigation department	EPC	3,472	500	500	484	-			1,484
Sub-total					3,22,823	43,047	51,911	28,478	16,103	7,817	6,099	1,53,455
<b>Project under development</b>												
1	Palamu Pipeline irrigation scheme	State government/ union territories	Water resources department, GoJ	EPC	632	200	200	232				632
2	Kanhar barrage project	State government/ union territories	Water resources department, GoJ	EPC	1,909	400	406	453	379	271		1,909

Sr. no.	Project	Implementing agency	Name of implementing agency	Mode of implementation	Estimated TPC (Rs crore)	FY20	FY21	FY22	FY23	FY24	FY25	Total capital outlay FY20-FY25 (Rs crore)
3	Burhai reservoir project	State government/ union territories	Water resources department, GoJ	EPC	1,521	500	500	421				1,421
4	Construction of parallel lined channel and remodelling of WJC (MLL) from RD 0 to 68220	State government/ union territories	Irrigation and water resources department	EPC	409	250	159					409
5	Increasing capacity of augmentation canal	State government/ union territories	Irrigation and water resources department	EPC	489	250	214					464
6	Remodelling of parallel Delhi branch	State government/ union territories	Irrigation and water resources department	EPC	304	200	94					294
7	Rehabilitation of Hansi branch RD 0-60000	State government/ union territories	Irrigation and water resources department	EPC	125	40	60	25				125
8	Rehabilitation of Butana branch 0 to 119200	State government/ union territories	Irrigation and water resources department	EPC	290	50	120	110	10			290
9	Rehabilitation of Bhalaut sub-branch RD 0 to 156140	State government/ union territories	Irrigation and water resources department	EPC	182	30	50	50	50	2		182
10	Rehabilitation of JLN feeder 156014 to 343100 (Phase II)	State government/ union territories	Irrigation and water resources department	EPC	133	20	40	40	30	3		133

Sr. no.	Project	Implementing agency	Name of implementing agency	Mode of implementation	Estimated TPC (Rs crore)	FY20	FY21	FY22	FY23	FY24	FY25	Total capital outlay FY20-FY25 (Rs crore)
11	Rehabilitation of Jhajjar sub-branch Rd 0 to 161210	State government/ union territories	Irrigation and water resources department	EPC	184	-	40	50	50	44		184
12	Rehabilitation of Narwana branch from RD 0 to 160765	State government/ union territories	Irrigation and water resources department	EPC	400	50	100	150	100			400
13	Rehabilitation of Narwana branch from RD 160765 – 320398	State government/ union territories	Irrigation and water resources department	EPC	300	75	100	100	25			300
14	Rehabilitation of Bhakra main branch RD 0 – 169813	State government/ union territories	Irrigation and water resources department	EPC	250	50	50	50	75	25		250
15	Rehabilitation of Fatehabad branch RD 0 – 265966	State government/ union territories	Irrigation and water resources department	EPC	300	50	75	75	75	25		300
16	Rehabilitation of Bhakra main branch RD 179104 to 401000 (except RD 239190 to 252697)	State government/ union territories	Irrigation and water resources department	EPC	250	50	75	75	50			250
17	Remodelling of Delhi branch from RD 145250 to 282636	State government/ union territories	Irrigation and water resources department	EPC	200	25	50	75	50			200
18	Construction of Mewat canal feeder	State government/ union territories	Irrigation and water resources department	EPC	433	50	150	150	81			431

Sr. no.	Project	Implementing agency	Name of implementing agency	Mode of implementation	Estimated TPC (Rs crore)	FY20	FY21	FY22	FY23	FY24	FY25	Total capital outlay FY20-FY25 (Rs crore)
19	Rehabilitation of Gurugram water supply channel	State government/ union territories	Irrigation and water resources department	EPC	200	50	60	60	30			200
20	Revival of Sarasvati river from RD 0 to 101000 of old Sarasvati drain and construction of Somb Sarasvati barrage, Adi Badri dam and Sarasvati reservoir	State government/ union territories	Irrigation and water resources department	EPC	388	10	50	120	120	88		388
21	Bakara canal project - Phase III under umbrella scheme of PMKSY- HKKP- ISBIG	State government/ union territories	Command area development authority	EPC	1,111	150	200	250	250	261		1,111
22	Western Jamuna canal command - Phase VII under umbrella scheme of PMKSY- HKKP- ISBIG	State government/ union territories	Command area development authority	EPC	496	100	100	100	100	96		496
23	Siwani canal command project under umbrella scheme of PMKSY- HKKP-ISBIG	State government/ union territories	Command area development authority	EPC	318	50	75	75	75	43		318
24	Project on installation of community based solar/grid powered integrated micro irrigation infrastructure with on-farm micro irrigation	State government/ union territories	Command area development authority	EPC	189	30	50	50	40	19		189

Sr. no.	Project	Implementing agency	Name of implementing agency	Mode of implementation	Estimated TPC (Rs crore)	FY20	FY21	FY22	FY23	FY24	FY25	Total capital outlay FY20-FY25 (Rs crore)
	in existing canal commands in various districts of Haryana under micro irrigation fund of NABARD											
25	Flood protection/ channelisation of Seer Khad from Barchhwar to Jahu bridge in Sarkaghat tehsil of Mandi district	State government/ union territories	Irrigation and public health department	EPC	158	48	48					96
26	Providing flood protection/ stabilisation work to Naker khad and its tributaries from Rainta (RD 0) to Sour Kalan bridge (RD 30000) in Kangra district of Himachal Pradesh (HP)	State government/ union territories	Irrigation and public health department	EPC	231	115						115
27	Providing flood protection/ anti-erosion measures/ works for Sakrain, Malhod, Thothu, Dol, Samour Khad and their tributaries in Dharampur tehsil in Mandi district (HP)	State government/ union territories	Irrigation and public health department	EPC	146	58						58
28	Revival of Sarasvati river from RD 0 to 101000 of old Sarasvati drain and construction of Somb Sarasvati barrage,	State government/ union territories	Irrigation and water resources department	EPC	388	-	10	50	120	120	88	388

Sr. no.	Project	Implementing agency	Name of implementing agency	Mode of implementation	Estimated TPC (Rs crore)	FY20	FY21	FY22	FY23	FY24	FY25	Total capital outlay FY20-FY25 (Rs crore)
	Adi Badri dam and Sarasvati reservoir											
				<b>Sub-total</b>	<b>11,936</b>	<b>2,902</b>	<b>3,076</b>	<b>2,760</b>	<b>1,710</b>	<b>998</b>	<b>88</b>	<b>11,534</b>
<b>Project under conceptualisation</b>												
1	Incentivisation scheme for bridging irrigation gaps (ISBIG)	State government/ union territories	State command area development department	EPC	37,364	1,868	7,473	13,077	11,209	3,736	-	37,364
2	Ken-Betwa link project (KBLP)	Yet to decide	Yet to decide	Yet to decide	35,111	8,432	4,727	3,920	5,349	4,739	3,625	30,792
3	Damanganga-Pinjal link project	Yet to decide	Yet to decide	Yet to decide	3,008	43	349	752	682	568	427	2,821
4	Par-Tapi-Narmada link project	Yet to decide	Yet to decide	Yet to decide	10,211	878	868	1,532	1,532	1,940	1,940	8,690
5	Godavari-Cauvery link project	Yet to decide	Yet to decide	Yet to decide	60,361	-	12,755	15,305	12,361	12,361	7,580	60,361
				<b>Sub-total</b>	<b>146,056</b>	<b>11,221</b>	<b>26,172</b>	<b>34,586</b>	<b>31,132</b>	<b>23,344</b>	<b>13,572</b>	<b>140,028</b>
	<b>Total</b>				<b>480,814</b>	<b>57,170</b>	<b>81,159</b>	<b>65,824</b>	<b>48,945</b>	<b>32,159</b>	<b>19,759</b>	<b>305,017</b>

## States' data - Project list for irrigation

**Table 14 States' data - Project list for irrigation**

Total number of projects – 358; projects under implementation – 210; projects under development – 85; projects under conceptualisation – 63

Sr. no.	Project	Implementing agency	Name of implementing agency	Mode of implementation	Estimated TPC (Rs crore)	FY20	FY21	FY22	FY23	FY24	FY25	Total capital outlay FY20-FY25 (Rs crore)
<b>Projects under implementation</b>												
1	UPWSRP II- PHASE	Uttar Pradesh government	UP Irrigation Department	EPC	2,835	272	272	272	272			1,088
2	Umarhat Pum Nahar pariyojana - Phase II	Uttar Pradesh government	UP Irrigation Department	EPC	150	22	22	22				66
3	Lower Rohini bandh pariyojana	Uttar Pradesh government	UP Irrigation Department	EPC	219	11	11	11				33
4	Rasin bandh pariyojana	Uttar Pradesh government	UP Irrigation Department	EPC	145	6	6	6				19
5	Dugni barrage scheme	Jharkhand government	Water Resources Department, GoJ	EPC	100	12	40	43				95
6	ERM work of Anjanwa res., Kutipisi weir and Gonda res. scheme under C.E., WRD, Hazaribagh zone	Jharkhand government	Water Resources Department, GoJ	EPC	100	52	34	12				98
7	ERM work of 10 nos. irrigation schemes under CE, WRD, Medininagar zone	Jharkhand government	Water Resources Department, GoJ	EPC	130	33	85	13				130
8	ERM work of 6 nos. irrigation schemes under C.E., WRD, Deoghar zone	Jharkhand government	Water Resources Department, GoJ	EPC	186	52	134					186

Sr. no.	Project	Implementing agency	Name of implementing agency	Mode of implementation	Estimated TPC (Rs crore)	FY20	FY21	FY22	FY23	FY24	FY25	Total capital outlay FY20-FY25 (Rs crore)
9	ERM work of Brahmani Irr., Putungara Irr., Kansjore Res. and Tajna barrage Scheme under C.E., WRD, Ranchi zone	Jharkhand government	Water Resources Department, GoJ	EPC	142	42	100					142
11	Yettinahole project - Phase II	Karnataka government	VJNL	EPC	11,000	2,200	7,700	1,100				11,000
12	Budihal Peerapur lift irrigation scheme	Karnataka government	KBJNL	EPC	1,500	300	1,050	150				1,500
13	Relining of Sirhind feeder canal and relining of Rajasthan feeder canal	Punjab government			1,977	1,013	665	156				1,834
14	Reconstruction/rehabilitation of Punjawa district, Daulapura minor system, Malookpur district, Bathinda district system (Bibiwala minor, Mehta minor, and Jai Singhwala minor), Arnauli district system, Nadampur district system and Bhawanigarh district system	Punjab government			146	130	9					139
15	Relining of Bathinda branch M-15 concrete from RD 390000 to 448000, Talwandi district system, southern disty. system, Choa link - 2 disty. system, Kalyan disty. system	Punjab government			106	90	16					106
16	Rehabilitation of various channels offtakes from Kotla branch and Ghaggar branch which further	Punjab government			246	60	60	25				145

Sr. no.	Project	Implementing agency	Name of implementing agency	Mode of implementation	Estimated TPC (Rs crore)	FY20	FY21	FY22	FY23	FY24	FY25	Total capital outlay FY20-FY25 (Rs crore)
	offtakes from first Patiala feeder and second Patiala feeder											
17	Rehabilitation of channels offtaking from Sirhind feeder	Punjab government			166	20	45	26				91
18	Rehabilitation of Sidhwan canal system, Abohar branch system and Bathinda branch system under Sirhind canal system	Punjab government			420	70	70	70	10			220
19	Extension, renovation and modernisation of canals being fed from River Sutlej new ERM project	Punjab government			918	210	210	200	9			629
20	Rehabilitation of Bist Doab canal system	Punjab government			463	137	40					177
23	Uttarandhra Sujala Sravanthi Project Phase-I Works	Andhra Pradesh government	AP Water Resources Department	EPC	2,022	400	500	615	500			2,015
24	MModernisation of Godavari delta system	Andhra Pradesh government	AP Water Resources Department	EPC	3,361	116	320	300	300	343		1,379
26	Modernisation of Penna delta system	Andhra Pradesh government	AP Water Resources Department	EPC	569	58						58
27	Telugu Ganga project	Andhra Pradesh government	AP Water Resources Department	EPC	6,672	748	249					998
28	SRBC	Andhra Pradesh government	AP Water Resources Department	EPC	2,011	9	133	35	25			202

Sr. no.	Project	Implementing agency	Name of implementing agency	Mode of implementation	Estimated TPC (Rs crore)	FY20	FY21	FY22	FY23	FY24	FY25	Total capital outlay FY20-FY25 (Rs crore)
29	Babu Jagjeevan Ram Uttarandhra Sujala Sravanthi	Andhra Pradesh government	Water Resources Department	EPC	6,500	130	1,588	1,588	1,588	1,590	-	6,484
30	Badnawar micro irrigation scheme	Madhya Pradesh government	NVDA	EPC	1,521	36	500	300	485	200	-	1,521
31	Khalwa micro irrigation scheme	Madhya Pradesh government	NVDA	EPC	1,103	26	400	300	300	77	-	1,103
32	Pipri micro irrigation scheme	Madhya Pradesh government	NVDA	EPC	293	27	150	50	66	-	-	293
33	Pati micro irrigation scheme	Madhya Pradesh government	NVDA	EPC	129	13	50	66	-	-	-	129
34	Dahi micro irrigation scheme	Madhya Pradesh government	NVDA	EPC	1,128	27	400	300	200	201	-	1,128
35	Morand Ganjal micro irrigation scheme	Madhya Pradesh government	NVDA	EPC	2,813	98	900	989	826	-	-	2,813
36	Omkareshwar project	Madhya Pradesh government	NVDA	EPC	4,116	80	650	689	-	-	-	1,419
37	Narmada Malwa Gambhir link project	Madhya Pradesh government	NVDA	EPC	2,187	157	273	-	-	-	-	430
38	Alirajpur LIS	Madhya Pradesh government	NVDA	EPC	833	179	110	-	-	-	-	289
39	ISP Kalisindh project	Madhya Pradesh government	NVDA	EPC	3,490	431	1,500	1,324	-	-	-	3,255
40	Narmada Kshipra multipurpose project	Madhya Pradesh government	NVDA	EPC	2,216	271	1,000	840	-	-	-	2,111
41	Narmada Jhabua Petlawad Thandla Sardarpur LIS	Madhya Pradesh government	NVDA	EPC	2,051	182	1,000	806	-	-	-	1,988
42	Bargi diversion project	Madhya Pradesh government	NVDA	EPC	5,127	45	500	600	600	600	152	2,497
43	Dhimarkheda LIS	Madhya Pradesh government	NVDA	EPC	256	43	116	-	-	-	-	159

Sr. no.	Project	Implementing agency	Name of implementing agency	Mode of implementation	Estimated TPC (Rs crore)	FY20	FY21	FY22	FY23	FY24	FY25	Total capital outlay FY20-FY25 (Rs crore)
44	Rani Awanti Bai Lodhi Sagar project	Madhya Pradesh government	NVDA	EPC	2,260	1	6	-	-	-	-	7
45	Hallon project	Madhya Pradesh government	NVDA	EPC	414	18	84	-	-	-	-	102
46	Indira Sagar project	Madhya Pradesh government	NVDA	EPC	4,605	47	250	233	-	-	-	530
47	Lower Goi project	Madhya Pradesh government	NVDA	EPC	545	12	13	-	-	-	-	25
48	Chhaigaon Makhan LIS	Madhya Pradesh government	NVDA	EPC	784	75	262	-	-	-	-	337
49	Bistan LIS	Madhya Pradesh government	NVDA	EPC	515	75	206	-	-	-	-	281
50	Chhipaner LIS	Madhya Pradesh government	NVDA	EPC	516	152	249	-	-	-	-	401
51	Harsood LIS	Madhya Pradesh government	NVDA	EPC	113	49	4	-	-	-	-	53
52	Amba Rodia LIS	Madhya Pradesh government	NVDA	EPC	138	31	87	-	-	-	-	118
53	Balak Wada LIS	Madhya Pradesh government	NVDA	EPC	124	32	72	-	-	-	-	104
54	Jawar LIS	Madhya Pradesh government	NVDA	EPC	467	79	200	175	-	-	-	454
55	Bhikangaon Binjalwada LIS	Madhya Pradesh government	NVDA	EPC	745	125	300	292	-	-	-	717
56	Narmada Malwa Parwati link	Madhya Pradesh government	NVDA	EPC	3,415	270	1,000	1,000	883	-	-	3,153
57	Nangal Wadi LIS	Madhya Pradesh government	NVDA	EPC	1,173	155	500	453	-	-	-	1,108
58	Killod LIS	Madhya Pradesh government	NVDA	EPC	141	24	114	-	-	-	-	138
59	Simrol Ambachandan and Choudi Jamnaiya LIS	Madhya Pradesh government	NVDA	EPC	127	30	68	-	-	-	-	108

Sr. no.	Project	Implementing agency	Name of implementing agency	Mode of implementation	Estimated TPC (Rs crore)	FY20	FY21	FY22	FY23	FY24	FY25	Total capital outlay FY20-FY25 (Rs crore)
61	Ujjaini Dewas Ujjain pipeline	Madhya Pradesh government	NVDA	EPC	158	42	-	-	-	-	-	42
62	Bhurlay and Kodwar MIS	Madhya Pradesh government	NVDA	EPC	100	19	77	-	-	-	-	96
63	Pamakhedi and Balwada MIS	Madhya Pradesh government	NVDA	EPC	100	13	34	-	-	-	-	47
64	Chhindwara irrigation complex project	Madhya Pradesh government	WRD	EPC	5,471	649	769	861	942	1,072	1,179	5,471
65	Kanyakhedi irrigation project	Madhya Pradesh government	WRD	EPC	103	12	14	16	18	20	22	103
66	Aapchand	Madhya Pradesh government	WRD	EPC	163	19	23	26	28	32	35	163
67	Anawaliya medium	Madhya Pradesh government	WRD	EPC	165	14	17	19	21	24	26	121
68	Asan barrage	Madhya Pradesh government	WRD	EPC	116	0	0	0	0	0	0	2
69	Banda project	Madhya Pradesh government	WRD	EPC	2,611	303	359	403	441	501	551	2,558
70	Bansagar project - Unit 1	Madhya Pradesh government	WRD	EPC	1,782	9	10	12	13	14	16	74
71	Bansagar project - Unit 2	Madhya Pradesh government	WRD	EPC	4,245	16	18	21	23	26	28	131
72	Bansujara project	Madhya Pradesh government	WRD	EPC	1,828	3	4	4	4	5	5	25
73	Bardha	Madhya Pradesh government	WRD	EPC	155	18	22	24	27	30	33	155
74	Barkheda (T)	Madhya Pradesh government	WRD	EPC	309	30	36	40	44	50	55	257
75	Barna RRR	Madhya Pradesh government	WRD	EPC	581	23	28	31	34	39	42	197
76	Bawanthadi project (Rajeev Sagar)	Madhya Pradesh government	WRD	EPC	482	0	0	0	0	0	0	2

Sr. no.	Project	Implementing agency	Name of implementing agency	Mode of implementation	Estimated TPC (Rs crore)	FY20	FY21	FY22	FY23	FY24	FY25	Total capital outlay FY20-FY25 (Rs crore)
77	Beena project	Madhya Pradesh government	WRD	EPC	3,736	341	404	453	496	564	620	2,877
78	Bham Rajgarh	Madhya Pradesh government	WRD	EPC	228	17	20	23	25	28	31	144
79	Bhanni project	Madhya Pradesh government	WRD	EPC	280	33	39	44	48	55	60	280
80	Bhanpura canal	Madhya Pradesh government	WRD	EPC	268	2	3	3	3	4	4	19
81	Bhawsa	Madhya Pradesh government	WRD	EPC	104	10	12	13	14	16	18	84
82	Chambal	Madhya Pradesh government	WRD	EPC	181	20	24	27	29	33	36	169
83	Chanderi	Madhya Pradesh government	WRD	EPC	390	22	26	29	32	37	40	187
84	Chhita Khudri	Madhya Pradesh government	WRD	EPC	310	29	35	39	43	49	53	248
85	Dindori medium (T)	Madhya Pradesh government	WRD	EPC	384	35	41	46	50	57	63	293
86	Ganeshpura project	Madhya Pradesh government	WRD	EPC	144	17	20	23	25	28	31	143
87	Garha	Madhya Pradesh government	WRD	EPC	308	33	39	44	48	55	61	281
88	Garoth	Madhya Pradesh government	WRD	EPC	360	0	0	0	0	0	0	1
89	Ghoghara medium project	Madhya Pradesh government	WRD	EPC	145	0	0	0	0	0	0	1
90	Goghari	Madhya Pradesh government	WRD	EPC	319	35	41	46	51	58	63	294
91	Gond project	Madhya Pradesh government	WRD	EPC	1,098	106	126	141	154	176	193	896
92	Gulab Sagar (Mahan)	Madhya Pradesh government	WRD	EPC	204	10	11	13	14	16	17	81

Sr. no.	Project	Implementing agency	Name of implementing agency	Mode of implementation	Estimated TPC (Rs crore)	FY20	FY21	FY22	FY23	FY24	FY25	Total capital outlay FY20-FY25 (Rs crore)
93	Hanota project	Madhya Pradesh government	WRD	EPC	1,392	164	194	217	238	271	298	1,382
94	Hiran	Madhya Pradesh government	WRD	EPC	226	25	30	33	37	42	46	212
95	Hirwar micro irrigation (T)	Madhya Pradesh government	WRD	EPC	117	5	6	6	7	8	9	40
96	Judi	Madhya Pradesh government	WRD	EPC	240	24	29	32	35	40	44	203
97	Kaaram (T)	Madhya Pradesh government	WRD	EPC	304	32	38	42	46	53	58	268
98	Kadan medium	Madhya Pradesh government	WRD	EPC	386	35	42	47	51	58	64	298
99	Kaith medium	Madhya Pradesh government	WRD	EPC	162	9	10	11	13	14	16	73
100	Karanjiya medium (T)	Madhya Pradesh government	WRD	EPC	132	16	19	21	23	26	28	132
101	Kharmer (T)	Madhya Pradesh government	WRD	EPC	348	33	39	44	48	55	61	281
102	Kopra	Madhya Pradesh government	WRD	EPC	292	35	41	46	50	57	63	292
103	Kotha barrage	Madhya Pradesh government	WRD	EPC	515	55	66	74	81	92	101	468
104	Kundliya project	Madhya Pradesh government	WRD	EPC	3,448	171	202	227	248	282	310	1,440
105	Lower OR	Madhya Pradesh government	WRD	EPC	2,208	151	179	201	220	250	275	1,275
106	Majhgawa project	Madhya Pradesh government	WRD	EPC	359	8	10	11	12	14	15	70
107	Medha	Madhya Pradesh government	WRD	EPC	269	31	37	41	45	51	56	262
108	Mograkheda project	Madhya Pradesh government	WRD	EPC	106	13	15	17	18	21	23	106

Sr. no.	Project	Implementing agency	Name of implementing agency	Mode of implementation	Estimated TPC (Rs crore)	FY20	FY21	FY22	FY23	FY24	FY25	Total capital outlay FY20-FY25 (Rs crore)
109	Mohanpura project	Madhya Pradesh government	WRD	EPC	3,866	121	144	161	176	200	220	1,022
110	Munjhari	Madhya Pradesh government	WRD	EPC	415	49	58	65	71	81	89	415
111	Naigarhi	Madhya Pradesh government	WRD	EPC	856	93	110	124	135	154	169	785
112	Pancham Nagar project	Madhya Pradesh government	WRD	EPC	675	12	14	15	17	19	21	98
113	Parasdoh	Madhya Pradesh government	WRD	EPC	413	0	0	0	0	0	0	1
114	Parkul (T)	Madhya Pradesh government	WRD	EPC	115	6	7	8	8	9	10	48
115	Parwati Rinsi	Madhya Pradesh government	WRD	EPC	1,816	183	217	243	266	302	332	1,542
116	Patne project	Madhya Pradesh government	WRD	EPC	260	31	37	41	45	51	56	260
117	Pawai medium project	Madhya Pradesh government	WRD	EPC	601	23	27	30	33	37	41	190
118	Ramnagar project	Madhya Pradesh government	WRD	EPC	387	43	51	57	63	71	78	364
119	Richora Sirol minor project	Madhya Pradesh government	WRD	EPC	827	98	116	130	142	162	178	827
120	Runjh project	Madhya Pradesh government	WRD	EPC	270	20	23	26	29	33	36	167
121	Sagad (3368)	Madhya Pradesh government	WRD	EPC	297	0	0	0	1	1	1	3
122	Sajali	Madhya Pradesh government	WRD	EPC	366	14	16	18	20	23	25	117
123	Samrat Ashok Sagar - Phase 2	Madhya Pradesh government	WRD	EPC	110	0	0	0	0	0	0	2
124	Sanjay Sagar (Bah) (SCP)	Madhya Pradesh government	WRD	EPC	292	6	7	8	8	9	10	48

Sr. no.	Project	Implementing agency	Name of implementing agency	Mode of implementation	Estimated TPC (Rs crore)	FY20	FY21	FY22	FY23	FY24	FY25	Total capital outlay FY20-FY25 (Rs crore)
125	Sankota project	Madhya Pradesh government	WRD	EPC	155	18	22	24	27	30	33	155
126	Sarkula	Madhya Pradesh government	WRD	EPC	227	27	32	36	39	44	49	227
127	Sataldehi	Madhya Pradesh government	WRD	EPC	111	13	16	17	19	22	24	111
128	Satdharu medium	Madhya Pradesh government	WRD	EPC	316	22	27	30	33	37	41	189
129	Seep Kolar link diversion	Madhya Pradesh government	WRD	EPC	137	2	2	2	2	3	3	13
130	Seetanagar project	Madhya Pradesh government	WRD	EPC	518	55	66	74	81	92	101	468
131	Semri Tank	Madhya Pradesh government	WRD	EPC	145	2	2	2	3	3	3	15
132	Shamgarh Subasara	Madhya Pradesh government	WRD	EPC	1,662	158	187	209	229	260	286	1,329
133	Shyamari medium project	Madhya Pradesh government	WRD	EPC	115	9	10	11	13	14	16	73
134	Sindh Project - Phase II	Madhya Pradesh government	WRD	EPC	2,034	0	1	1	1	1	1	4
135	Sonpur	Madhya Pradesh government	WRD	EPC	130	0	0	0	0	0	0	2
136	Suthaliya project	Madhya Pradesh government	WRD	EPC	1,375	140	165	185	203	231	254	1,177
137	Sevdha Maan Ratangarh	Madhya Pradesh government	WRD	EPC	2,245	266	315	353	386	440	483	2,244
138	Tapti Chillur project	Madhya Pradesh government	WRD	EPC	2,628	312	369	414	453	515	566	2,628
139	Tarped project	Madhya Pradesh government	WRD	EPC	113	1	1	1	1	1	2	7
140	Tawa RRR	Madhya Pradesh government	WRD	EPC	858	39	46	51	56	64	70	327

Sr. no.	Project	Implementing agency	Name of implementing agency	Mode of implementation	Estimated TPC (Rs crore)	FY20	FY21	FY22	FY23	FY24	FY25	Total capital outlay FY20-FY25 (Rs crore)
141	Tem	Madhya Pradesh government	WRD	EPC	383	39	46	52	57	65	71	331
142	Bilgaon reservoir (54)	Madhya Pradesh government	WRD	EPC	282	0	0	0	0	0	0	2
143	Bagharaji	Madhya Pradesh government	WRD	EPC	33	4	5	5	6	6	7	33
144	Baghruu medium project	Madhya Pradesh government	WRD	EPC	89	0	0	0	1	1	1	3
145	Banetha medium project	Madhya Pradesh government	WRD	EPC	52	0	1	1	1	1	1	4
146	Chambal RRR	Madhya Pradesh government	WRD	EPC	13	1	1	1	1	1	1	5
147	Dejla Deoda	Madhya Pradesh government	WRD	EPC	18	0	0	0	0	0	0	1
148	Dholawad RRR	Madhya Pradesh government	WRD	EPC	7	0	0	0	0	0	0	1
149	Diwanganj medium project	Madhya Pradesh government	WRD	EPC	81	2	2	2	2	3	3	14
150	Gopalpura medium project	Madhya Pradesh government	WRD	EPC	79	9	10	12	13	14	16	74
151	Harsi ERM	Madhya Pradesh government	WRD	EPC	56	6	7	8	9	10	11	50
152	Indokh barrage	Madhya Pradesh government	WRD	EPC	79	5	6	7	8	9	10	45
153	MP canal projects (Total Project – 9)	Madhya Pradesh government	WRD	EPC	435	12	14	15	16	19	21	97
158	Nirgun	Madhya Pradesh government	WRD	EPC	100	12	14	15	17	19	21	97
159	Vardha irrigation project	Madhya Pradesh government	WRD	EPC	155	18	22	24	27	30	33	155
160	539 minor ongoing schemes	Madhya Pradesh government	WRD	EPC	9,153	839	994	1,113	1,219	1,386	1,524	7,075

Sr. no.	Project	Implementing agency	Name of implementing agency	Mode of implementation	Estimated TPC (Rs crore)	FY20	FY21	FY22	FY23	FY24	FY25	Total capital outlay FY20-FY25 (Rs crore)
161	Link 2 Package 7 BIPC	Water Resources Department, Gujarat	Bhavnagar Irrigation Project Circle	EPC	514	150	350	14				514
162	Link 2 Package 8	Water Resources Department, Gujarat	Bhavnagar Irrigation Project Circle	EPC	158	70	70	18				158
163	Link 3 Package 7	Water Resources Department, Gujarat	Rajkot Irrigation Project Circle	EPC	745	250	450	45				745
164	Link 4 A Package 8 BIPC	Water Resources Department, Gujarat	Bhavnagar Irrigation Project Circle	EPC	378	150	200	28				378
165	Link 4 B Package 7	Water Resources Department, Gujarat	Rajkot Irrigation Project Circle	EPC	819	250	525	44				819
166	Sujlam Suflam Yojana – Tharad-Sipu link	Water Resources Department, Gujarat	Sujlam Suflam Circle-1, Gandhinagar	EPC	565	100	439	5	5	5	11	565
167	Sonagadh-Uchchhal-Nizar – lift irrigation project	Water Resources Department, Gujarat	Ukai Civil Circle, Ukai	EPC	962	259	663	40				962
168	Valasana barrage across Sabarmati river	Water Resources Department, Gujarat	Suflam Suflam Circle-2, Kherva	EPC	168	15	80	60	13			168
169	Hirpara barrage across Sabarmati river	Water Resources Department, Gujarat	Suflam Suflam Circle-2, Kherva	EPC	172	30	80	55	7			172
170	Mission Bhagiratha	State PSU/state parastatal or nodal agency	Telangana Drinking Water Supply Corporation Ltd	EPC	45,028	5,369	12,000					17,369
171	Minor irrigation	State government		EPC	8,735	100	1,000	1,000	2,353			4,453

Sr. no.	Project	Implementing agency	Name of implementing agency	Mode of implementation	Estimated TPC (Rs crore)	FY20	FY21	FY22	FY23	FY24	FY25	Total capital outlay FY20-FY25 (Rs crore)
172	Renovation and revamping of canal systems of Kuttayadi irrigation project	State government/union territories	WR and irrigation department		100	100						100
173	AMR SLBC Project	State government/union territories	WWR and irrigation department	EPC	8,090	400	865.24					1,265.24
174	Dindi LIS	State government/union territories	WWR and irrigation department	EPC	6,192	150	1,200	1,200	1,500	746		4,796
175	Sita Rama LIS	State government/union territories	WWR and irrigation department	EPC	13,058	1,200	2,500	2,500	2,500	597		9,297
176	Pranahita project	State government/union territories	WWR and irrigation department	EPC	4,323	50	1,000	1,000	218			2,268
177	Kaleshwaram project	State government/union territories	WWR and irrigation department	EPC	80,500	2,200	8,000	10,000	10,487			30,687
179	Sri Padasagar LI scheme	State government/union territories	WWR and irrigation department	EPC	5,837	330	524					854
180	Kaleswaram lift irrigation scheme	State government/union territories	WWR and irrigation department	EPC	632	50	289					339
181	Mahatma Gandhi - Kalwakurthy LIS	State government/union territories	WWR and irrigation department	EPC	4,896	360	928					1,288
182	Koilsagar	State government/union territories	WWR and irrigation department	EPC	567							0
183	Jawahar Nettampadu LI scheme	State government/union territories	WWR and irrigation department	EPC	2,331	150	170					320

Sr. no.	Project	Implementing agency	Name of implementing agency	Mode of implementation	Estimated TPC (Rs crore)	FY20	FY21	FY22	FY23	FY24	FY25	Total capital outlay FY20-FY25 (Rs crore)
184	M Baga Reddy Singur project canals	State government/union territories	WR and irrigation department	EPC	166		20					20
185	Tupakalagudem barrage (PVNRKSS)	State government/union territories	WR and irrigation department	EPC	2,121	800	334					1,134
186	Palamuru Ranga Reddy LIS	State government/union territories	WR and irrigation department	EPC	35,200	2,000	7,500	9,000	10,000	14,232		42,732
187	ALower Penganga	State government/union territories	WR and irrigation department	EPC	1,227	106	430	538				1,074
188	BChanaka-Korata barrage	State government/union territories	WR and irrigation department	EPC	368							0
189	Modernisation of Nizam Sagar project	State government/union territories	WR and irrigation department	EPC	955	50	199					249
190	Thumilla LIS	State government/union territories	WR and irrigation department	EPC	783	150	487					637
191	Modikuntavagu	State government/union territories	WR and irrigation department	EPC	125	30	50	50	266			396
192	Lendi project	State government/union territories	WR and irrigation department	EPC	264	20	20					40
193	Sadarmatt barrage	State government/union territories	WR and irrigation department	EPC	520	100	143					243
194	Reconstruction, remodeling and improvement to embankments in	State government/union territories	Irrigation & waterways department	EPC	7,811	1,000	1,000	1,000	1,500	2,000	1,311	7,811

Sr. no.	Project	Implementing agency	Name of implementing agency	Mode of implementation	Estimated TPC (Rs crore)	FY20	FY21	FY22	FY23	FY24	FY25	Total capital outlay FY20-FY25 (Rs crore)
	Sundarban and adjoining areas in the districts of North and South 24 Parganas, West Bengal, damaged by severe cyclone Aila											
195	Kaliaghai-Kapaleswari-Baghai Basin drainage scheme in Paschim & Purba Medinipur, West Bengal	State government/union territories	Irrigation & waterways department	EPC	589	100	100	149	100	140	-	589
196	Rejuvenation and improvement of 57 medium and minor surface irrigation schemes.	State government/union territories	Irrigation & waterways department	EPC	308	150	158					308
197	Replacement of wooden and old bridges over canals/channels by RCC bridges in 10 South Bengal districts	State government/union territories	Irrigation & waterways department	EPC	2,763	100	300	300	700	900	463	2,763
198	West Bengal major irrigation and flood management programme	State government/union territories	Irrigation & waterways department	EPC	2,881	50	400	500	600	600	731	2,881
199	Teesta barrage project in 6 north Bengal districts i.e. Coochbehar, Darjeeling, Jalpaiguri, Uttar Dinajpur, Dakshin Dinajpur and Malda	State government/union territories	Irrigation & waterways department	EPC	2,856	50	100	400	800	800	706	2,856
200	Dredging of river Muriganga, South 24 Parganas	State government/union territories	Irrigation & waterways department	EPC	132	60	72					132
201	Rehabilitation Durgapur barrage, Bankura	State government/union territories	Irrigation & waterways department	EPC	100	70	30					100

Sr. no.	Project	Implementing agency	Name of implementing agency	Mode of implementation	Estimated TPC (Rs crore)	FY20	FY21	FY22	FY23	FY24	FY25	Total capital outlay FY20-FY25 (Rs crore)
202	Improvement of RBMC, KBC, BTMC of Kangsabati resorvior project	State government/union territories	Irrigation & waterways department	EPC	101	70	31					101
203	Resection work and precast cement concrete lining of Midnapore main canal and its distribution system	State government/union territories	Irrigation & waterways department	EPC	215	115	100					215
204	Rehabilitation Dauk barrage & Mahananda main canal	State government/union territories	Irrigation & waterways department	EPC	102	80	22					102
205	Improvement of MBMC, KSMC and a part of MBBC	State government/union territories	Irrigation & waterways department	EPC	101	80	21					101
206	Rehabilitation Mahananda barrage	State government/union territories	Irrigation & waterways department	EPC	110	50	60					110
210	Dwarakeswar-Gandheswari reservoir project in Bankura district	State government/union territories	Irrigation & waterways department	EPC	5,106			1,000	1,500	1,500	1,106	5,106
Sub-total					407,945	31,353	73,670	49,076	46,348	33,329	14,155	247,930
Project under development												
1	Bhawani Bandh pariyojana	Uttar Pradesh government	UP Irrigation Department	EPC	513	24	44	44	44	44		199
2	Badayu Sichai pariyojana	Uttar Pradesh government	UP Irrigation Department	EPC	2,100	-						-
3	Erach multi-purpose bandh pariyojana	Uttar Pradesh government	UP Irrigation Department	EPC	1,084	10						10
4	Bharut bandh pariyojana	Uttar Pradesh government	UP Irrigation Department	EPC	613	212						212
5	Kanahar sichai pariyojana	Uttar Pradesh government	UP Irrigation Department	EPC	2,239	250	250	250	250			1,000

Sr. no.	Project	Implementing agency	Name of implementing agency	Mode of implementation	Estimated TPC (Rs crore)	FY20	FY21	FY22	FY23	FY24	FY25	Total capital outlay FY20-FY25 (Rs crore)
6	Dr RML 2000 Naveen Rajkiya Nalkup project	Uttar Pradesh government	UP Irrigation Department	EPC	634	184	184	184	184			735
7	Kachunada bandh kay avesesh karya ki pariyojana	Uttar Pradesh government	UP Irrigation Department	EPC	602	20	20	20				60
8	Bandai bandh pariyojana	Uttar Pradesh government	UP Irrigation Department	EPC	304	20	20	20				60
9	Babina Block ke 15 gram may sichai suvidha ki pariyojana	Uttar Pradesh government	UP Irrigation Department	EPC	247	25	25	25				75
11	jJasrana naveen nahar punrachit pariyojana	Uttar Pradesh government	UP Irrigation Department	EPC	198	2	2	2				6
12	jJanpad Kanno j may vikas chatiya Jalalabad avem tal gram (dark zone) sichai suvidha ki pariyojana	Uttar Pradesh government	UP Irrigation Department	EPC	161	10	10	10				30
13	Janpad Rampur may Kosi nahar pranali vistar ERM ke antargat Rampur barrage ke nirman ki pariyojana	Uttar Pradesh government	UP Irrigation Department	EPC	596	22	22	22				65
14	Upari Ganga nahar ke 33.79 km se 165.727 km ke madhya bank ke ucchaikaran avem section ki punarsthapana ki pariyojana	Uttar Pradesh government	UP Irrigation Department	EPC	148	4	4	4				12
15	Dr R M L 6000 naveen rajkiya nalkup project	Uttar Pradesh government	UP Irrigation Department	EPC	243		-	-				-
16	1101 rajkiya nalkup ke punarnirman ki pariyojana	Uttar Pradesh government	UP Irrigation Department	EPC	283		-	-				-
17	Jasrana naveen nahar punrachit pariyojana	Uttar Pradesh government	UP Irrigation Department	EPC	198	2	2	2				6

Sr. no.	Project	Implementing agency	Name of implementing agency	Mode of implementation	Estimated TPC (Rs crore)	FY20	FY21	FY22	FY23	FY24	FY25	Total capital outlay FY20-FY25 (Rs crore)
18	05 viradh avem madhayam pump nahro ka adhunikikaran	Uttar Pradesh government	UP Irrigation Department	EPC	109		-	-				-
19	CADWM of CLMC	Jharkhand government	Water Resources Department, GoJ	EPC	748	350	398					748
20	CADWM of GLMC	Jharkhand government	Water Resources Department, GoJ	EPC	98	48	50					98
21	Radhu reservoir scheme	Jharkhand government	Water Resources Department, GoJ	EPC	1,302	-	100	300	500	402		1,302
22	Tilaiya irrigation scheme	Jharkhand government	Water Resources Department, GoJ	EPC	102	-	30	35	25			90
23	ERM work of Nandani res. sch., lining work of Branda branch canal (0 to 9.73 km) and Adradih branch canal (0 to 11.277 km) of Kanchi irrigation sch. under C.E., WRD, Ranchi zone	Jharkhand government	Water Resources Department, GoJ	EPC	99		40	59				99
24	Improvement of main canals & distributires under 4 major reservoirs (KRS, Hemavathi, Kabini, Harangi)	Karnataka government	CNNL	EPC	3,900	1,365	975	2,340	975			5,655
25	Promotion of tourism related activities at	Karnataka government	CNNL	PPP	1,425	214	356	356	214	214	71	1,425

Sr. no.	Project	Implementing agency	Name of implementing agency	Mode of implementation	Estimated TPC (Rs crore)	FY20	FY21	FY22	FY23	FY24	FY25	Total capital outlay FY20-FY25 (Rs crore)
	Brindavan Garden - KRS dam, Mandya district											
26	Promotion of tourism related activities at Machanabele reservoir, Ramanagara district	Karnataka government	CNNL	PPP	150	23	68	60				150
27	Micro irrigation - In preview of Nagamangala branch canal under Hemavathi project	Karnataka government	CNNL	EPC	300		75	180	75			330
28	Tarikere, Kadur and Chikamagalur tank filling scheme	Karnataka government	VJNL	EPC	1,400	280	980	140				1,400
29	Room for river projects for Kuttanad - Development of Thottappally Spillway system and AC canal	Kerala government	Water Resources Department (Irrigation)		500	100	200	200				500
30	Flood management works in 40,000 ha of polders in Kuttanad area	Kerala government	Water Resources Department (Irrigation)		1,500	100	300	300	300	300	200	1,500
31	Providing CC lining to TGP main canal from km 0.00 to km 18.200 and balance works between 18.200 km to 42.566 km including shotcrete, CC side and CC bed lining for link channel from 0.00 km to 7.830 km i.e. from BCR complex to Velugodu balancing reservoir	Andhra Pradesh government	AP Water Resources Department	EPC	280	42	140	98				280
33	Narmada Malwa Parwati - Phase II	Madhya Pradesh government	NVDA	EPC	4,132	-	-	1,033	1,033	1,033	1,033	4,132

Sr. no.	Project	Implementing agency	Name of implementing agency	Mode of implementation	Estimated TPC (Rs crore)	FY20	FY21	FY22	FY23	FY24	FY25	Total capital outlay FY20-FY25 (Rs crore)
34	Narmada Malwa Gambhir Link - Phase II	Madhya Pradesh government	NVDA	EPC	6,500	-	-	1,625	1,625	1,625	1,625	6,500
35	ISP Kalisindh - Phase II	Madhya Pradesh government	NVDA	EPC	4,408	-	-	1,102	1,102	1,102	1,102	4,408
36	Narmada Malwa Kshipra MIS	Madhya Pradesh government	NVDA	EPC	7,500	-	-	1,875	1,875	1,875	1,875	7,500
37	Chinki MIS	Madhya Pradesh government	NVDA	EPC	1,495	-	-	374	374	374	374	1,496
38	Upper Narmada MIS	Madhya Pradesh government	NVDA	EPC	684	-	-	171	171	171	171	684
39	Dudhi project	Madhya Pradesh government	NVDA	EPC	1,700	-	-	425	425	425	425	1,700
40	Shakkar project	Madhya Pradesh government	NVDA	EPC	2,424	-	-	606	606	606	606	2,424
42	Rihand major project	Madhya Pradesh government	WRD	EPC	757	12	14	16	17	20	22	100
43	Navada major project	Madhya Pradesh government	WRD	EPC	659	12	14	16	17	20	22	100
44	Kumbhraj major project Guna	Madhya Pradesh government	WRD	EPC	717	12	14	16	17	20	22	100
45	Aaron major project	Madhya Pradesh government	WRD	EPC	775	13	16	18	19	22	24	112
46	Vyarama major irrigation project	Madhya Pradesh government	WRD	EPC	14,600	237	281	315	344	392	431	2,000
47	Lower Budhana major project	Madhya Pradesh government	WRD	EPC	251	12	14	16	17	20	22	100
48	Kanhan river major project	Madhya Pradesh government	WRD	EPC	5,000	59	70	79	86	98	108	500
49	Jera medium project	Madhya Pradesh government	WRD	EPC	181	13	15	18	19	22	24	110
51	Sitamadi medium project	Madhya Pradesh government	WRD	EPC	343	12	14	16	17	20	22	100

Sr. no.	Project	Implementing agency	Name of implementing agency	Mode of implementation	Estimated TPC (Rs crore)	FY20	FY21	FY22	FY23	FY24	FY25	Total capital outlay FY20-FY25 (Rs crore)
52	Bijana diversion Picpup weir Medium Project	Madhya Pradesh government	WRD	EPC	130	12	14	16	17	20	22	100
54	Midvasa and Dokariyamedium project	Madhya Pradesh government	WRD	EPC	365	15	17	19	21	24	27	122
55	Bebas medium project	Madhya Pradesh government	WRD	EPC	147	12	14	16	17	20	22	100
56	Birlai medium project	Madhya Pradesh government	WRD	EPC	115	12	14	16	17	20	22	100
57	Kundiya tank medium project	Madhya Pradesh government	WRD	EPC	361	12	14	16	17	20	22	100
58	Beni Tank medium project	Madhya Pradesh government	WRD	EPC	143	12	14	16	17	20	22	100
59	Pangri medium project	Madhya Pradesh government	WRD	EPC	116	12	14	16	17	20	22	100
60	Aahu medium project	Madhya Pradesh government	WRD	EPC	184	12	14	16	17	20	22	100
61	Eir (Sanghata) medium irrigation project	Madhya Pradesh government	WRD	EPC	162	12	14	16	17	20	22	100
62	Upper or medium irrigation project	Madhya Pradesh government	WRD	EPC	241	12	14	16	17	20	22	100
63	Ghatakhedi medium irrigation project	Madhya Pradesh government	WRD	EPC	289	22	26	29	31	36	40	184
65	Shyampur medium project	Madhya Pradesh government	WRD	EPC	476	12	14	16	17	20	22	100
66	559 minor proposed projects	Madhya Pradesh government	WRD	EPC	10,175	119	140	157	172	196	215	1,000
67	Panam reservoir based lift irrigation scheme	Water resources department, Gujarat	Panam Project Circle, Panam	EPC	250	10	150	90				250
68	Panam high level canal based lift irrigation scheme	Water resources department, Gujarat	Panam Project Circle, Panam	EPC	215	50	100	65				215

Sr. no.	Project	Implementing agency	Name of implementing agency	Mode of implementation	Estimated TPC (Rs crore)	FY20	FY21	FY22	FY23	FY24	FY25	Total capital outlay FY20-FY25 (Rs crore)
69	Tapi-Karjan Link	Water resources department, Gujarat	Ukai Civil Circle, Ukai	EPC	712	150	350	212				712
70	Bhadbhut barrage project	Kalpasar department, Gujarat	Project implementation unit, Vadodara	EPC	4,245	50	1,800	1,490	805			4,245
71	Vaghrech recharge project scheme	Water resources department, Gujarat	Surat Irrigation Circle, Surat	EPC	351	136	175	38	3			351
72	Attappady Valley irrigation project	State government/union territories	WR and irrigation department		500							500
73	Meenachil river valley project	State government/union territories	Kerala State Irrigation Department	EPC	913	225		120	120	150	198	813
74	Pambar basin projects	State government/union territories	Kerala State Irrigation Department	EPC	356	34	40	40	60	80	101	355
75	Flood management works in 40,000 hectares of polders in Kuttanad area	State government (irrigation department)	Water Resources Department (Irrigation)	EPC	1,500	100	300	300	300	300	200	1,500
77	Karu irrigation scheme in purulia district	State government/union territories	Irrigation & waterways department	EPC	381			50	110	100	121	381
78	Rejuvenation, improvement and extension of flood management infrastructure in the districts of Darjeeling, Jalpaiguri, Alipurduar and Coochbehar	State government/union territories	Irrigation & waterways department	EPC	2,671		100	400	700	700	771	2,671

Sr. no.	Project	Implementing agency	Name of implementing agency	Mode of implementation	Estimated TPC (Rs crore)	FY20	FY21	FY22	FY23	FY24	FY25	Total capital outlay FY20-FY25 (Rs crore)
79	Reconstruction and improvement of flood management infrastructure in Uttar and Dakshin Dinajpur and Malda	State government/union territories	Irrigation & waterways department	EPC	1,458		100	200	400	400	358	1,458
80	Anti-erosion and river training work at critical stretches on Ganga-Padma and Bhagirathi in Malda, Mursidabad and Nadia districts	State government/union territories	Irrigation & waterways department	EPC	1,355		100	200	350	350	355	1,355
81	Rejuvenation and improvement of five major irrigation projects i.e. Mayurakshi reservoir project, Kangsabati reservoir project, Hinglow reservoir project, Midnapore canal project, Teesta barrage project	State government/union territories	Irrigation & waterways department	EPC	4,830		300	800	1,000	1,000	1,730	4,830
82	Construction of 11 nos. regulating structures/rubber dams across different channels and rivers	State government/union territories	Irrigation & waterways department	EPC	242			50	50	50	92	242
83	Rehabilitation of Adi Ganga (Tolly's nullah) sub-project	State PSU/ state parastatal or nodal agency	Kolkata Municipal Corporation	EPC	144	-	-	-	65	79	-	144
84	River embankment works along Balason, Mahananda, Teesta, Riyang, Mechi, Panchanadi, Chenga, Rakti, and Manza rivers	State government/union territories	GTA	EPC	105	35	35	35				105

Sr. no.	Project	Implementing agency	Name of implementing agency	Mode of implementation	Estimated TPC (Rs crore)	FY20	FY21	FY22	FY23	FY24	FY25	Total capital outlay FY20-FY25 (Rs crore)
	along Kurseong and Mirik sub-divisions											
85	Soil conservation, river training and irrigation schemes under Kurseong and Mirik sub-division	State government/union territories	GTA	EPC	107	107	-	-	-	-	-	107
86	Soil conservation, river training & irrigation schemes under Kalimpong district	State government/union territories	GTA	EPC	137	137	-	-	-	-	-	137
87	Embankment works, soil conservation, river training & irrigation schemes under darjeeling sub-division	State government/union territories	GTA	EPC	151	151	-	-	-	-	-	151
Sub-total					107,727	5,247	8,622	16,823	14,684	12,465	12,599	70,941
Projects under conceptualisation												
1	Embankment along Mahanadi and Nuna for protection against floods	Odisha SPV	IDCO	EPC	10,000							10,000
2	Modernisation of Ghataprabha canal system	Karnataka government	KNNL	EPC	3,000	600	2,100	300				3,000
3	Mahadayi diversion scheme	Karnataka government	KNNL	EPC	1,877	188	375	375	375	375	188	1,877
4	Mekedatu balancing reservoir cum drinking water project	Karnataka government	CNNL	EPC	9,000	900	1,800	1,800	1,800	1,800	900	9,000
5	Ranaghatta diversion scheme in Belur taluk, Hassan district	Karnataka government	CNNL	EPC	120	42	54	24				120
6	Tank filling schemes for recharging underground	Karnataka government	KNNL	EPC	10,000	1,000	2,000	2,000	2,000	2,000	1,000	10,000

Sr. no.	Project	Implementing agency	Name of implementing agency	Mode of implementation	Estimated TPC (Rs crore)	FY20	FY21	FY22	FY23	FY24	FY25	Total capital outlay FY20-FY25 (Rs crore)
	water and meeting drinking water needs											
7	Flood protection works for Bennihalla	Karnataka government	KNNL	EPC	2,000	400	1,400	200				2,000
8	Koppal lift irrigation scheme by adopting micro irrigation system for 112,015 ha	Karnataka government	KBJNL	EPC	4,000	800	2,800	400				4,000
9	Revanasiddeshwara lift irrigation scheme	Karnataka government	KBJNL	EPC	3,000	600	2,100	300				3,000
10	Kali diversion scheme	Karnataka government	KNNL	EPC	9,500	950	1,900	1,900	1,900	1,900	950	9,500
11	Utilisation of Krishna surplus	Karnataka government	KNNL	EPC	7,828	783	1,566	1,566	1,566	1,566	783	7,828
12	Aghanashini diversion scheme	Karnataka government	KNNL	EPC	12,600	1,260	2,520	2,520	2,520	2,520	1,260	12,600
13	Bedti diversion scheme	Karnataka government	KNNL	EPC	10,000	1,000	2,000	2,000	2,000	2,000	1,000	10,000
14	Sharavati diversion scheme	Karnataka government	VJNL	EPC	20,000	2,000	4,000	4,000	4,000	4,000	2,000	20,000
15	Netravati diversion scheme	Karnataka government	VJNL	EPC	63,000	6,300	-	12,600	-	12,600	6,300	37,800
16	Kakkattuhole diversion scheme	Karnataka government	CNNL	EPC	800	80	160	160	160	160	80	800
17	Kindy/ Soubhagya Sanjeevini diversion scheme	Karnataka government	KNNL	EPC	1,800	180	360	360	360	360	180	1,800
18	Kumardhara diversion scheme	Karnataka government	VJNL	EPC	9,000	900	1,800	1,800	1,800	1,800	900	9,000
19	Construction of low dams	Punjab government	Water Resources Department, Punjab	EPC	105	31	53	21	-	-	-	105

Sr. no.	Project	Implementing agency	Name of implementing agency	Mode of implementation	Estimated TPC (Rs crore)	FY20	FY21	FY22	FY23	FY24	FY25	Total capital outlay FY20-FY25 (Rs crore)
20	Rehabilitation of low dams under DRIP - Phase II & III	Punjab government	Water Resources Department, Punjab	EPC	472	63	63	63	63	50	50	350
21	Upgradation of Pothireddypadu head regulator and BCR complex to draw 80,000 C/S of water from foreshore of Srisailem reservoir	Andhra Pradesh government	AP Water Resources Department	EPC	551	83	275	193				551
22	Renovation all along TGP main canal to carry 8,000 C/S	Andhra Pradesh government	AP Water Resources Department	EPC	250	38	125	88				250
23	Excavation and lining of Owk Tunnel-II from 57.700 km for supply of additional 10,000 C/S to Owk Reservoir	Andhra Pradesh government	AP Water Resources Department	EPC	430	65	215	151				430
24	Improvements to Nippulavagu to draw 35,000 C/S	Andhra Pradesh government	AP Water Resources Department	EPC	1,496	224	748	524				1,496
25	Rayalaseema lift scheme to draw 23,150 C/S from foreshore of Srisailem	Andhra Pradesh government	AP Water Resources Department	EPC	6,759		100	800	1,300	1,500	3,059	6,759
26	Construction of Siddeswaram weir to store 50 Tmc of water above +854 level	Andhra Pradesh government	AP Water Resources Department	EPC	375		38	113	150	75		375
27	Investigation, design and formation of Marala reservoir by enhancing the capacity of existing reservoir from 0.465 Tmc	Andhra Pradesh government	AP Water Resources Department	EPC	264	40	132	92				264

Sr. no.	Project	Implementing agency	Name of implementing agency	Mode of implementation	Estimated TPC (Rs crore)	FY20	FY21	FY22	FY23	FY24	FY25	Total capital outlay FY20-FY25 (Rs crore)
	to 2.25 Tmc in Anantapuram district											
28	CCBR to Erraballi Tank Li Scheme	Andhra Pradesh government	AP Water Resources Department	EPC	108	32	76					108
29	Lifting of 8.00 Tmc of water from Kundu river to Sr-I	Andhra Pradesh government	AP Water Resources Department	EPC	598	90	299	209				598
30	Babu Jagjeevan Ram Uttarandhra Sujala Sravanthi project - Phase II	Andhra Pradesh government	AP Water Resources Department	EPC	14,546	1,455	5,091	5,091	2,909			14,546
32	Improvements to KC canal	Andhra Pradesh government	AP Water Resources Department	EPC	211	11	137	63				211
33	Formation of reservoir across Kundu river on U/S of existing Rajoli Anicut for a storage capacity of 2.95 Tmc near Rajoli village, Chagalamarri mandal, Kurnool district	Andhra Pradesh government	AP Water Resources Department	EPC	1,362	68	204	477	408	204		1,362
34	Construction of Joladarasi reservoir with 0.8 Tmc across Kundu river at Joladarasi village Koilakuntla mandal, Kurnool district	Andhra Pradesh government	AP Water Resources Department	EPC	316	16	205	95				316
35	Construction of two new barrages across river Krishna Between D/S of Prakasam barrage And Hamsaladeevi	Andhra Pradesh government	AP Water Resources Department	EPC	2,560		100	450	750	310	950	2,560

Sr. no.	Project	Implementing agency	Name of implementing agency	Mode of implementation	Estimated TPC (Rs crore)	FY20	FY21	FY22	FY23	FY24	FY25	Total capital outlay FY20-FY25 (Rs crore)
36	Repairs and reconstruction of checkdams and channel walls	Andhra Pradesh government	Water Resources Department, SMI	EPC	108	8	25	25	25	13	12	108
37	Repairs and reconstruction of irrigation sources	Andhra Pradesh government	Water Resources Department (Irrigation division, Visakhapatnam)	EPC	100	20	15	15	15	20	15	100
38	Improvements to Varaha river, Thandava and improvements to tanks in Visakhapatnam district	Andhra Pradesh government	Water Resources Department (Irrigation division, Visakhapatnam)	EPC	150	25	25	25	25	25	25	150
39	Improvements to Sarada river basin in Visakhapatnam district	Andhra Pradesh government	Water Resources Department (Irrigation sub-division, Chodavaram)	EPC	195	35	35	35	35	35	20	195
40	Improvements to Gosthani river basin in Visakhapatnam district	Andhra Pradesh government	Water Resources Department (Irrigation sub-division, Chodavaram)	EPC	105	20	20	20	20	15	10	105
41	Thandava reservoir project lift scheme	Andhra Pradesh government	Water Resources Department	EPC	300	150	150	-	-	-	-	300
42	Construction and modernisation of medium and minor irrigation schemes	Andhra Pradesh government	Water Resources Department, WSM division	EPC	132	-	58	54	-	-	-	112

Sr. no.	Project	Implementing agency	Name of implementing agency	Mode of implementation	Estimated TPC (Rs crore)	FY20	FY21	FY22	FY23	FY24	FY25	Total capital outlay FY20-FY25 (Rs crore)
43	New water reservoir in Tiruvallur district, Chennai agglomeration	Tamil Nadu government	Public Works Department	EPC	500							500
44	Strengthening/ Augmenting reservoir storage capacity	Tamil Nadu government	Public Works Department	EPC	500							500
45	Creation/restoration of water bodies	Tamil Nadu government	CMWSSB/Greater Chennai Corporation and PWD	EPC	500							500
46	River programme for restoration of Chennai waterways	Tamil Nadu government	Greater Chennai Corporation, PWD, TNSCB, CMWSSB,DTP, Forest Department and Chennai River Restoration Trust	EPC	10,000							10,000
47	Programme to strengthen/ augment water storage capacity	Tamil Nadu government	Public Works Department	EPC	1,000							1,000
48	Programme to strengthen / augment water storage capacity - cities not covered under world-class cities programme	Tamil Nadu government	Public Works Department	EPC	2,000							2,000
49	Creation and restoration of Water Bodies - cities not covered under world class cities programme	Tamil Nadu government	TWAD/ULBs and PWD	EPC	750							750
50	Propagation of Micro Irrigation Across Tamil Nadu	Tamil Nadu government	Director of Agriculture	EPC	20,000							20,000

Sr. no.	Project	Implementing agency	Name of implementing agency	Mode of implementation	Estimated TPC (Rs crore)	FY20	FY21	FY22	FY23	FY24	FY25	Total capital outlay FY20-FY25 (Rs crore)
51	Rehabilitation of tanks and wells across Tamil Nadu	Tamil Nadu government	WRO, Public Works Department	EPC	22,500							22,500
52	Infrastructure development to conserve northeast monsoon drainage water, coastal zone and Cauvery delta irrigation development plan across Tamil Nadu	Tamil Nadu government	WRO, Public Works Department	EPC	3,000							3,000
53	Lining of major canals in Tamil Nadu	Tamil Nadu government	WRO, Public Works Department	EPC	5,000							5,000
54	Dam rehabilitation and improvement project across Tamil Nadu	Tamil Nadu government	WRO, Public Works Department, TANGEDCO, TNEB	EPC	750							750
55	Irrigated agriculture modernisation and water-bodies restoration and management	Tamil Nadu government	WRD, Public Works Department	EPC	2,962							2,962
56	Coastal protection works	State Government/ Union Territories	Irrigation department of Kerala	EPC	1,200	100	200	200	200	200	300	1,200
57	Kadamanthodu irrigation project	State government/union territories	WR and irrigation department		450							450
58	Thondar irrigation project	State government/union territories	WR and irrigation department		200							200
59	Room for river projects for Kuttanad - Development	State government (irrigation department)	Water Resources	EPC	500	100	200	200				500

Sr. no.	Project	Implementing agency	Name of implementing agency	Mode of implementation	Estimated TPC (Rs crore)	FY20	FY21	FY22	FY23	FY24	FY25	Total capital outlay FY20-FY25 (Rs crore)
	of Thottappally Spillway system and AC canal		Department (irrigation)									
60	Raising and strengthening and improvement of IWD embankment in 12 South Bengal districts i.e. Mursidabad, Birbhum, Nadia, Paschim Bardhaman, Purba Bardhaman, Paschim Medinipur, Purba Medinipur, Jhargram, Hooghly, Howrah, North 24 Parganas, North 24 Parganas.	State government/union territories	Irrigation & waterways department	EPC	4,154		500	700	800	1,000	1,154	4,154
61	Improvement of ex-zamindary embankments in 11 South Bengal districts i.e. Mursidabad, Birbhum, Nadia, Paschim Bardhaman, Purba Bardhaman, Paschim Medinipur, Purba Medinipur, Hooghly, Howrah, Uttar Dinajpur, Dakshin Dinajpur	State government/union territories	Irrigation & waterways department	EPC	3,339		300	700	700	800	839	3,339
62	River bank protection work in 10 South Bengal districts i.e. Bankura, Birbhum, Paschim Bardhaman, Purba Bardhaman, Paschim Medinipur, Purba Medinipur, Jhargram, Hooghly, Howrah, North 24 Parganas and coastal	State government/union territories	Irrigation & waterways department	EPC	4,024		400	800	800	1,000	1,024	4,024

Sr. no.	Project	Implementing agency	Name of implementing agency	Mode of implementation	Estimated TPC (Rs crore)	FY20	FY21	FY22	FY23	FY24	FY25	Total capital outlay FY20-FY25 (Rs crore)
	protection and beautification work in Purba Medinipur district											
63	Rejuvenation and improvement of drainage infrastructure in 10 South Bengal districts i.e. Bankura, Birbhum, Paschim Bardhaman, Purba Bardhaman, Paschim Medinipur, Purba Medinipur, North 24 Parganas, Hooghly, Howrah, North 24 Parganas.	State government/union territories	Irrigation & waterways department	EPC	3,463		400	400	700	1,000	963	3,463
64	Execution of 482 nos. of surface flow minor schemes at different places under GTA	State PSU/ state parastatal or nodal agency			120	40	40	40				120
Sub-total					295,928	20,694	37,164	43,946	27,381	37,328	23,962	270,587
Total					811,601	57,294	119,456	109,845	88,413	83,122	50,715	589,457

# RURAL DEVELOPMENT SECTOR

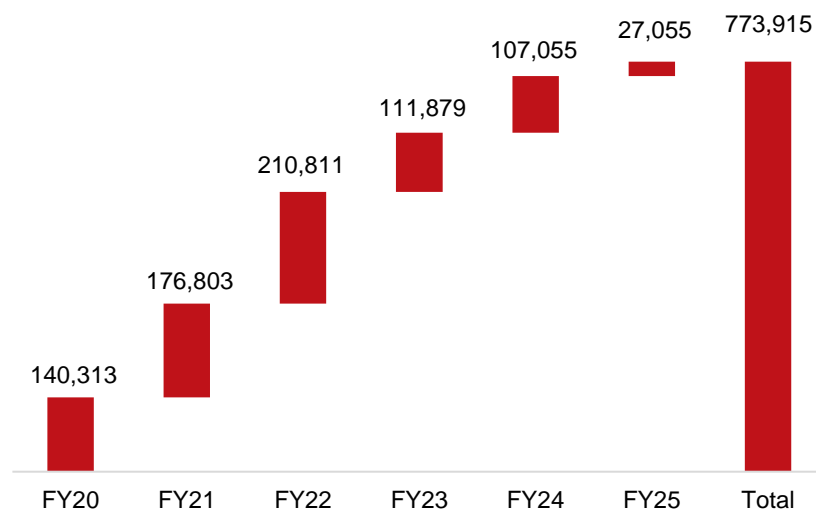


## Rural development sector projects – Analytics

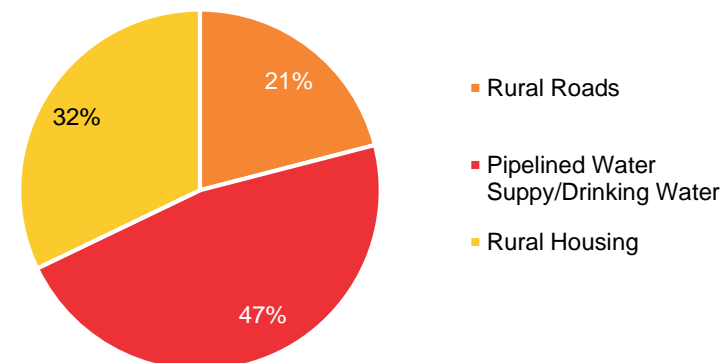
### Planned capital expenditure

An overall estimated capital expenditure of Rs 773,915 crore would be incurred in the rural Development sector during the period FY20 to FY25. About 83% of the capital outlay for FY20 to FY25 would be incurred by FY23.

**Figure 31 Capital outlay over FY20-FY25 (Rs crore)**



**Figure 32 Nature of projects to be implemented over FY20-FY25 (total value: Rs 773,915 crore)**



### Rural roads

Under the Pradhan Mantri Gram Sadak Yojana (PMGSY), rural roads are being constructed with an aim to connect habitations to higher secondary schools, hospitals and gramin agricultural markets. The aim is to provide all-weather connectivity for overall socio-economic development of rural areas. An estimated capital expenditure of Rs 162,330 crore would be incurred during FY20 to FY25 on the construction of rural roads.

### Piped water supply / drinking water

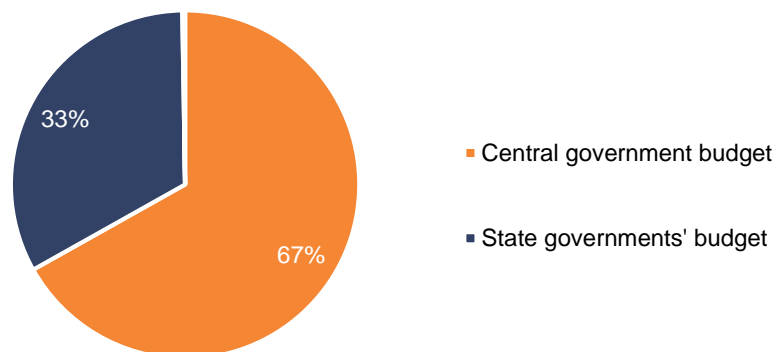
Under the Jal Jeevan Mission (Rural), the aim of the government is to provide functional tap water and safe drinking water to every rural household in India. The projects under this scheme would include providing water supply infrastructure for tap water connection to every household, and reliable water source development/augmentation of existing sources in villages. Technological interventions would be aimed at making water potable, retrofitting of completed and ongoing piped water supply schemes and grey water management. An estimated capital expenditure of Rs 362,960 crore would be incurred in during FY20 to FY25 on supplying drinking water to every rural household.

## Rural housing

In view of government's commitment to provide 'Housing for All', PMAY – Gramin (PMAY – G) is being implemented to provide a pucca house with basic amenities to all households living in kutcha and dilapidated houses. An estimated capital expenditure of Rs 248,625 crore would be incurred on constructing rural houses during FY20 to FY25.

## Sources of financing

**Figure 33 Breakdown by sources of financing (total value: Rs 773,915 crore)**



## Project list for Ministry of Rural Development

**Table 15 Project list for Ministry of Rural Development**

Total number of projects – 2; projects under implementation - 2

Sr. no.	Project	Implementing agency	Name of Implementing agency	Mode of implementation	Estimated TPC (Rs crore)	FY20	FY21	FY22	FY23	FY24	FY25	Total capital outlay FY20-FY25 (Rs crore)
<b>Project under implementation</b>												
1	Pradhan Mantri Awaas Yojana – Gramin (PMAY-G) - Phase II	Ministry of Rural Development	Ministry of Rural Development	Beneficiary-led construction	248,625	76,500	89,251	82,875	-	-	-	248,626
2	Pradhan Mantri Gram Sadak Yojana (PMGSY)	State government/union territories	State government		366,000	27,055	27,055	27,055	27,055	27,055	27,055	162,329
<b>Total</b>					<b>614,625</b>	<b>103,555</b>	<b>116,306</b>	<b>109,930</b>	<b>27,055</b>	<b>27,055</b>	<b>27,055</b>	<b>410,955</b>

## Project list for Department of Water and Sanitation

**Table 16 Project list for Department of Water and Sanitation**

Total number of projects – 1 – Jal Jeevan Mission

Sr. no.	Project	Implementing agency	Name of implementing agency	Mode of implementation	Estimated TPC (Rs crore)	FY20	FY21	FY22	FY23	FY24	FY25	Total capital outlay FY20-FY25 (Rs crore)
<b>Projects under implementation</b>												
1	Jal Jeevan Mission (Rural)	Central government/state government		EPC	360,000	36,000	60,000	100,000	84,000	80,000	-	360,000
<b>Total</b>					<b>360,000</b>	<b>36,000</b>	<b>60,000</b>	<b>100,000</b>	<b>84,000</b>	<b>80,000</b>	<b>-</b>	<b>360,000</b>

## States Project list Rural Drinking Water

**Table 17 States Project list Rural Drinking Water**

Total number of projects –8 Projects under Implementation - 8

Sr. No.	Project	Implementing agency	Name of Implementing Agency	Mode of Implementation	Estimated TPC (Rs crore)	FY 2020	FY 2021	FY 2022	FY 2023	FY 2024	FY 2025	Total Capital Outlay FY20-FY25 (Rs crore)
<b>Project under implementation</b>												
1	Development of 100 MLD Sea Water Desalination Plant at Village Gundiya of Mandvi Taluka in Kutchh District.	Gujarat State	Gujarat Water Infrastructure Limited	Hybrid Model (DBOT)	800	200	200	200	200	-	-	800
2	Development of 70 MLD Sea Water Desalination Plant at Village Ghogha in Bhavnagar District	Gujarat State	Gujarat Water Infrastructure Limited	Hybrid Model (DBOT)	560	-	-	280	280	-	-	560
3	Development of 70 MLD Sea Water Desalination Plant at Village Gandhvi in Devbhoomi Dwarka District	Gujarat State	Gujarat Water Infrastructure Limited	Hybrid Model (DBOT)	560	-	-	280	280	-	-	560
4	Development of 30 MLD Sea Water Desalination Plant at Vadodara Zala Village of Sutrapada Taluka in Gir-Somnath District.	Gujarat State	Gujarat Water Infrastructure Limited	Hybrid Model (DBOT)	240	-	-	60	60	-	-	120
5	construction of infrastructure development projects in rurban cluster (non tribal areas)	State Government	Commissionerate of Rural Development Department	EPC	135	105	26					132
6	construction of infrastructure development projects in rurban cluster (non tribal areas)	State Government	Commissionerate of Rural Development Department	EPC	202	156	39					195
7	Astol Multi villag water supply scheme	Gujarat State	Gujarat Water Supply & Sewerage Board	EPC	586	230	230	59	-	-	-	519
8	Vapi Multi Village water supply scheme	Gujarat State	Gujarat Water Supply & Sewerage Board	EPC	116	75	-	-	-	-	-	75
<b>Total</b>					<b>3,199</b>	<b>758</b>	<b>497</b>	<b>881</b>	<b>824</b>	<b>-</b>	<b>-</b>	<b>2,960</b>

# AGRICULTURE AND FOOD PROCESSING SECTOR

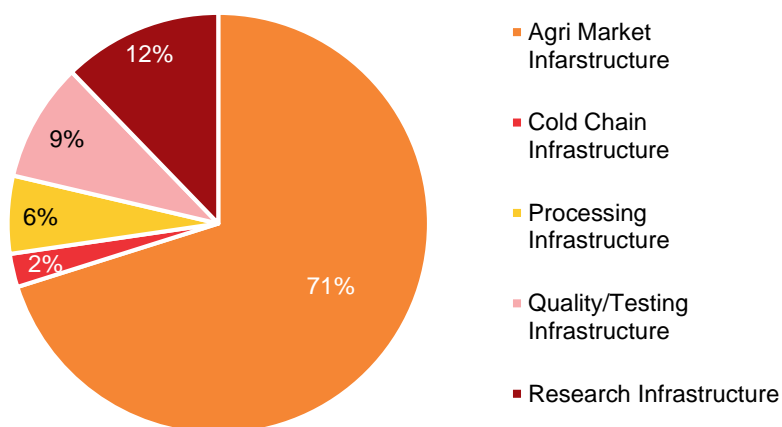


## Agriculture sector projects - Analytics

### Planned capital expenditure

An overall estimated capital expenditure of Rs 167,472 crore would be incurred in the agriculture sector during the period FY20 to FY25.

**Figure 34 Nature of projects to be implemented over FY20-FY25 (total value: Rs 167,472 crore)**



### Agricultural market infrastructure

As small farmers do not have resources to retain their produce till market prices are favourable, a network of rural godowns and terminal markets are being developed that will help them to hold their produce and sell at remunerative prices. The idea is to create a scientific storage capacity in rural areas to meet various requirements for storing farm produce, processed farm produce and agricultural inputs. An estimated capital expenditure of ~Rs 117,000 crore would be incurred in developing agricultural market infrastructure over FY20 to FY25.

### Processing and cold chain infrastructure

In order to reduce wastage of agricultural produce, there is a need for processing and augmenting capacity of cold chain infrastructure such as centres for packaging and preparing fresh produce for long-distance transport, and cold storages and refrigerated transport such as reefer vehicles. An estimated total capital expenditure of ~Rs 14,000 crore would be incurred during FY20 to FY25 to improve cold chain infrastructure in India.

### Quality/testing infrastructure

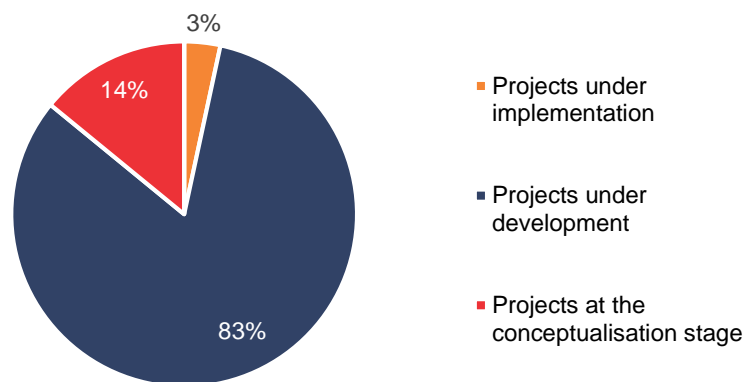
The cost of essential fertilisers constitutes a large part of the input cost for farmers. Utilising lower than optimum amount of fertilisers will adversely affect production both in terms of quantity and quality, but applying more will increase operating expenditure of farmers and may also damage the crops. To address this issue, several soil testing laboratories are being developed throughout the country. An estimated capital expenditure of ~Rs 15,300 crore would be incurred during FY20 to FY25 to build quality and testing infrastructure in order to improve productivity.

### Research infrastructure

An estimated capital expenditure of ~Rs 20,500 crore would be incurred during FY20 to FY25 to build and upgrade research infrastructure in the agriculture sector. The major projects include modernisation of Indian Agricultural Research Institute (IARI), establishment of central agricultural universities in different agro climatic zones and strengthening of krishi vigyan kendras (KVKs).

## Progress made so far

**Figure 35 Breakdown by stage of project implementation as on Oct 31, 2019 (total value: Rs 167,472 crore)**



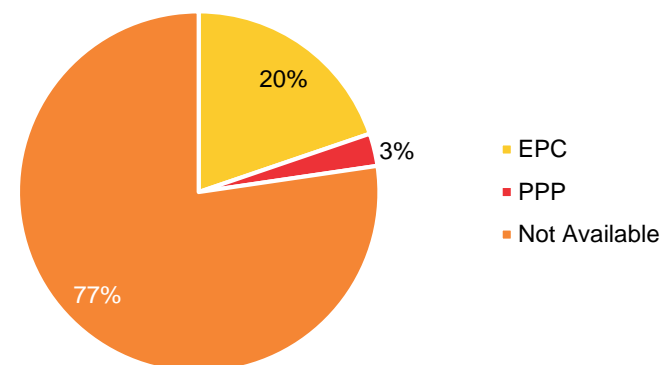
At present, projects utilising 83% of the capital outlay are in the development stage. Most of the projects related to building, processing and upgrading cold chain infrastructure, seed testing laboratories and research infrastructure are currently in the development stage. The major projects include custom hiring centres for pre- and post-harvest (Rs 66,200 crore) and terminal markets for fruits and vegetables in major cities (Rs 5,000 crore).

The major projects in the conceptualisation stage include infrastructure support for the agro food processing industry in Tamil Nadu (Rs 5,000 crore); strengthening of food processing units in Andhra Pradesh (Rs 1,050 crore); and setting up infrastructure for seed supply chain across Tamil Nadu (Rs 2,000 crore).

The major project under implementation is creation of gramin agricultural markets (GrAMs), which aims to improve infrastructure of gramin haats by constructing godowns where farmers can deposit their produce and wait for the right opportunity to sell.

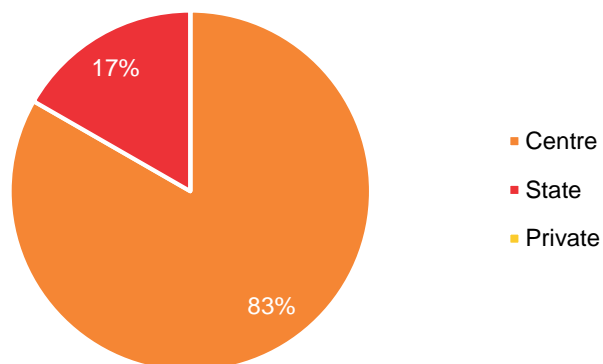
## Implementation approach

**Figure 36 Breakdown by mode of implementation (total value: Rs 167,472 crore)**



20% of the capital outlay over FY20 to FY25 is being implemented through the EPC route. This includes building agricultural market infrastructure involving storage infrastructure. Most of the projects involving development of cold chain infrastructure would be implemented through the PPP route. The major projects include development of cold chain facilities in major ports (Rs 1,000 crore) and reefer container handling facilities at rail terminals and inland waterways (Rs 1,000 crore).

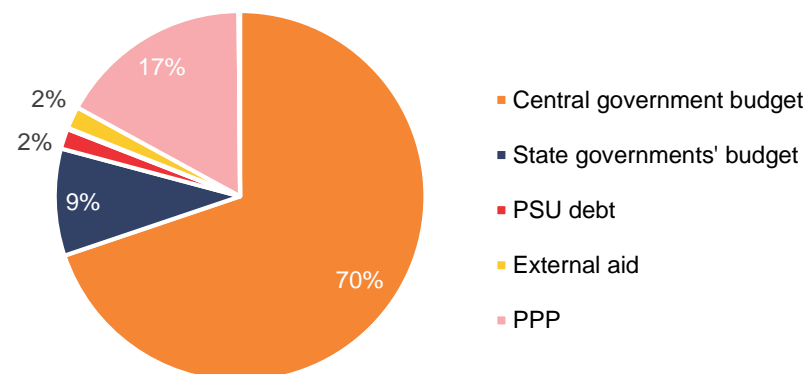
**Figure 37 Breakdown by implementing agency (total value: Rs 167,472 crore)**



Most of the projects such as development of GrAMs, reefer container and cold chain infrastructure, seed testing laboratories, agricultural marketing infrastructure, agriculture input testing centres and research infrastructure in IARI would be undertaken by the Centre.

## Sources of financing

**Figure 38 Breakdown by sources of financing (total value: Rs 167,472 crore)**



## Project list for Ministry of Agriculture & Farmers' Welfare

**Table 18 Project list for Ministry of Agriculture & Farmers' Welfare**

Total number of projects – 20; projects under implementation – 1; projects under development – 19

Sr. no.	Project	Implementing agency	Name of implementing agency	Mode of implementation	Estimated TPC (Rs crore)	FY20	FY21	FY22	FY23	FY24	FY25	Total capital outlay FY20-FY25 (Rs crore)
<b>Project under implementation</b>												
1	Creation of GrAMS	Joint venture	DAC&FW and MoRD	EPC	5,000							5,000
<b>Project under development</b>												
1	Cold chain facilities at 12 major ports, including LNG ports terminals	Joint venture	Ministry of Shipping, Petronet LNG Limited and DAC&FW/NCCD as knowledge partner	PPP	1,000							1,000
2	Reefer container handling facility at rail terminals and inland waterways	Joint venture	Ministry of Shipping, Ministry of Railways and DAC&FW/NCCD as knowledge partner	PPP	1,000							1,000
3	Creation of infrastructure for 30 cold chain demonstration centres	State PSU/ state parastatal or nodal agency	DAC&FW / NCCD and state governments	EPC	1,500							1,500
4	Custom hiring centres for pre-harvest		DAC&FW and state governments	EPC and PPP	20,000							20,000
5	Village storage scheme		DAC&FW	EPC	560							560
6	Agricultural marketing infrastructure		DAC&FW and state governments	EPC and PPP	2,500							2,500
7	Refrigerated transport vehicles for perishable produce		DAC&FW	EPC and PPP	500							500
8	Custom hiring centres for post-harvest		DAC&FW and state governments	EPC and PPP	46,200							46,200
9	Creation of terminal market for fruits and vegetables adjoining 10 major cities		State governments and marketing division of	EPC and PPP	5,000							5,000

Sr. no.	Project	Implementing agency	Name of implementing agency	Mode of implementation	Estimated TPC (Rs crore)	FY20	FY21	FY22	FY23	FY24	FY25	Total capital outlay FY20-FY25 (Rs crore)
			DAC&FW/NCCD as knowledge partner									
10	Computerisation of primary agricultural credit societies		DAC&FW, NABARD, state governments, STCBs / DCCBs / PACs, NIC and technical vendors	EPC and PPP	13,000							13,000
11	Seed testing laboratories at district level		DAC&FW and state governments	EPC and PPP	814							814
12	Seed storage scheme		DAC&FW and state governments	EPC and PPP	4,400							4,400
13	Agriculture inputs testing centre - 28 hubs		DAC&FW and state governments	EPC and PPP	1,287							1,287
14	Promoting SPV installation (solar farming) among grid connected farmers using net metering		DAC&FW, MNRE, state governments and financial institutions	EPC and PPP	13,000							13,000
15	Establishment of central agricultural universities in different agro climatic zones				12,000							12,000
16	Strengthening of Krishi Vigyan Kendra and establishment of agri clinics in 534 KVKs				5,587							5,587
17	Hi-tech horticulture				212							212
18	New crop breeding and value addition				685							685
19	Modernisation of IARI for global competitiveness				575							575
20	Food and Public Distribution				5000							5000
				<b>Sub-total</b>	<b>134,820</b>							<b>134,820</b>
	<b>Total</b>				<b>139,820</b>							<b>139,820</b>

## States' data - Project list for Agriculture Infrastructure

**Table 19 States' data - Project list for Agriculture Infrastructure**

Total number of projects – 51; projects under implementation – 7; projects under development – 12; projects under conceptualisation – 32

Sr. no.	Project	Implementing agency	Name of implementing agency	Mode of implementation	Estimated TPC (Rs crore)	FY20	FY21	FY22	FY23	FY24	FY25	Total capital outlay FY20 –FY25 (Rs crore)
<b>Projects under implementation</b>												
1	Vishiesth mango mandi, Mahabad, Lucknow	Uttar Pradesh government	State Agriculture Market Producing Board, UP (Mandi Parishad)	EPC	100	20	-	-	-	-	-	20
2	Vishiesth potato mandi, Thethiya, Kannauj	Uttar Pradesh government	State Agriculture Market Producing Board, UP (Mandi Parishad)	EPC	100	10	76	-	-	-	-	86
3	Agri mall in Vikalp Khand Gomti Nagar, Lucknow	Uttar Pradesh government	State Agriculture Market Producing Board, UP (Mandi Parishad)	EPC	100	50	-	-	-	-	-	50
4	Extension of fruit and vegetable market, Dubagga, Lucknow	Uttar Pradesh government	State Agriculture Market Producing Board, UP (Mandi Parishad)	EPC	100	5	-	-	-	-	-	5
5	Providing infrastructure at Rice Technology Park, Karatagi APMC	Karnataka government	Agricultural Produce Market Committee	EPC	120	24	48	48				120
6	Providing infrastructure at Mega Market, Ranebennur APMC	Karnataka government	Agricultural Produce Market Committee	EPC	105	24	42	42				108

Sr. no.	Project	Implementing agency	Name of implementing agency	Mode of implementation	Estimated TPC (Rs crore)	FY20	FY21	FY22	FY23	FY24	FY25	Total capital outlay FY20 –FY25 (Rs crore)
7	Post-harvest storage infrastructure for agriculture & horticulture produce, including cold storage	Madhya Pradesh government		EPC	100	8	14	15	15	24	23	100
<b>Sub-total</b>					<b>725</b>	<b>141</b>	<b>180</b>	<b>105</b>	<b>15</b>	<b>24</b>	<b>23</b>	<b>489</b>
<b>Projects under development</b>												
1	Bamboo economic zone (north, south & west district)	Sikkim government	Commerce and Industries	EPC	100	33	33	33				99
2	Modern marketing outlets for milk, meat and eggs	Andhra government	Animal Husbandry Department	PPP	150	40	50	30	30			150
3	Establishment of coffee wet eco-pulping units	Andhra government	Tribal Welfare Department	EPC	209	69	69	50	7	7	7	209
4	Upgradation/Modernisation of the fishing harbour, Visakhapatnam	Andhra government	Visakhapatnam Ports Trust	EPC	350	110	125	115	-			350
5	Operation greens and seed testing lab	Andhra government	AP Food Processing Society (APFPS)	EPC	163	100	63	-	-	-	-	163
6	Rural godowns for feed and fodder	Andhra government	Animal Husbandry Department	PPP	260	90	90	80				260
7	Livestock market yards	Andhra government	Animal Husbandry Department	PPP	130	65	65					130
8	National Institute of Excellence on Livestock Enterprises	Andhra government	Animal Husbandry Department	EPC	200	100	50	50				200
9	Meat processing units	Andhra government	Animal Husbandry Department	PPP	200	50	50	50	50			200

Sr. no.	Project	Implementing agency	Name of implementing agency	Mode of implementation	Estimated TPC (Rs crore)	FY20	FY21	FY22	FY23	FY24	FY25	Total capital outlay FY20 –FY25 (Rs crore)
10	Egg processing units	Andhra government	Animal Husbandry Department	PPP	100	25	25	25	25			100
11	Integrated agri testing labs	Andhra government	Department of Agriculture	EPC	197	197						197
12	Rythu Bharosa Kendralu (Village knowledge centre + agri input shops - Certified & guaranteed products)	Andhra government	Department of Agriculture	EPC	2,232	880	880	471				2,232
Sub-total					4,286	1,768	1,489	905	113	8	8	4,290
Projects under conceptualisation												
1	Integrated fisheries development project	Andaman and Nicobar	A&N administration	EPC	184	21	60	55	22	25	-	184
2	Cluster mode cultivation of bamboo with post harvest facility in Mizoram	Mizoram government			806							806
3	Implementation of protected cultivation in Mizoram	Mizoram government			252							252
4	Dragon fruit cultivation for sustainable livelihood in Mizoram	Mizoram government			111							111
5	Cluster mode cultivation of bamboo in Mizoram with irrigation facilities	Mizoram government			280							280
7	Vishiesth terminal market along Yamuna Expressway in Noida	Uttar Pradesh government	State Agriculture Market Producing Board, UP (Mandi Parishad)	PPP	200	-	-	50	50	50	50	200

Sr. no.	Project	Implementing agency	Name of implementing agency	Mode of implementation	Estimated TPC (Rs crore)	FY20	FY21	FY22	FY23	FY24	FY25	Total capital outlay FY20 –FY25 (Rs crore)
8	Vishiesth naveen mandi sthal, Mohabbatpur, Mainpuri (garlic mandi)	Uttar Pradesh government	State Agriculture Market Producing Board, UP (Mandi Parishad)	EPC	100	25	25	25	25	-	-	100
9	Mega agriculture park cum centre of excellence	Sikkim government	Agriculture & Horticulture Departments	EPC	133	3	20	33	35	27	15	133
10	Strengthening rural livelihood by enhancing the aggregation of agriculture and allied products and their forward linkages in Sikkim	Sikkim government	Rural Development Department, Sikkim government	EPC	420	139	139	139				416
11	Post-harvest management (PHM)	Andhra Pradesh government	Tribal Welfare Department	EPC	101	20	20	20	20	10	11	101
12	Setting up of food processing units in AP	Andhra Pradesh government	APFPS	EPC	1,050	175	175	175	175	175	175	1,050
13	Gram Samridhi Yojana	Andhra Pradesh government	APFPS	EPC	750	150	150	150	150	150	-	750
14	IoT - Special project for tracking and monitoring fishermen	Andhra Pradesh government	APITA	EPC	120							120
15	Construction of modern abattoirs in municipal corporations	Andhra Pradesh government	Municipal Administration & Urban Development	EPC	200	20	40	40	40	40	20	200
16	Infrastructure set-up for seed supply chain across Tamil Nadu, in government farms and TNAU research stations	Tamil Nadu government	Director of Agriculture/ TNAU	EPC	2,000							2,000

Sr. no.	Project	Implementing agency	Name of implementing agency	Mode of implementation	Estimated TPC (Rs crore)	FY20	FY21	FY22	FY23	FY24	FY25	Total capital outlay FY20 –FY25 (Rs crore)
17	Strengthening of seed farms, horticultural farms and establishment as demonstration farms across Tamil Nadu	Tamil Nadu government	Director of Agriculture/ Director of Horticulture and TNAU	EPC	2,000							2,000
18	Infrastructure support for agro food processing industry across Tamil Nadu	Tamil Nadu government	Director of Agriculture	EPC	5,000							5,000
19	Infrastructure for poultry processing across Tamil Nadu	Tamil Nadu government	Animal Husbandry, Dairying & Fisheries Department	EPC	2,000							2,000
20	Integrated fish processing centres and fish landing stations/fishing harbours across Tamil Nadu	Tamil Nadu government	Director of Agriculture and Director of Animal Husbandry	EPC	1,500							1,500
21	Post-harvest storage infrastructure for agriculture & horticulture produce including cold storage	Madhya Pradesh government		EPC	200	16	28	30	31	49	46	200
22	Construction of godowns at various agriculture seed farms for storage of seed, fertilisers & agri produce under NABARD W.I.F. Scheme	State PSU/ state parastatal or nodal agency	Gujarat State Seeds Corporation Limited	EPC	225	25	100	100	-	-	-	225
23	Godown construction - Existing land	StatePSU/state parastatal or nodal agency	The Gujarat State Civil Supplies Corporation Limited	EPC	151	50	50	50				151

Sr. no.	Project	Implementing agency	Name of implementing agency	Mode of implementation	Estimated TPC (Rs crore)	FY20	FY21	FY22	FY23	FY24	FY25	Total capital outlay FY20 –FY25 (Rs crore)
24	Construction of cold storages (12 nos.) & ice plants (7 nos.), Installation of blast freezing facilities (4 nos.), fish transport facilities and approach road	State PSU/ state parastatal or nodal agency	Benfish / SFDC Limited	EPC	117	41	40	22	-	-	-	102.5
25	Setting up of meat processing unit along with development of cold chain system for meat & meat products	State government/union territories	Animal Resources Development Department	EPC	100	20	30	30	20			100
26	oOnion cold storage (in 10 districts)	State government/union territories	Department of Food Processing Industries & Horticulture	EPC	200	-	100	60	40			200
27	Food processing, agro-processing complex, cold storage and auction centre for horticultural, agricultural and other crops	State government/union territories	GTA	EPC	110	55	55	-				110
28	Setting up of soil, fertiliser and seed testing composite laboratories based on actual demand (District Level -18 labs)	State government/union territories	Directorate of Agriculture under Department of Agriculture	EPC	270	45	45	45	45	45	45	270
29	Setting up of new soil, fertiliser and pesticide testing laboratories in West Bengal (14 labs)	State government/union territories	Directorate of Agriculture under Department of Agriculture	EPC	138	23	23	23	23	23	23	138
30	Market infrastructure strengthening	State PSU/ state parastatal or nodal agency	Market associations	PPP	113	37	41	23	-	-	-	101.4

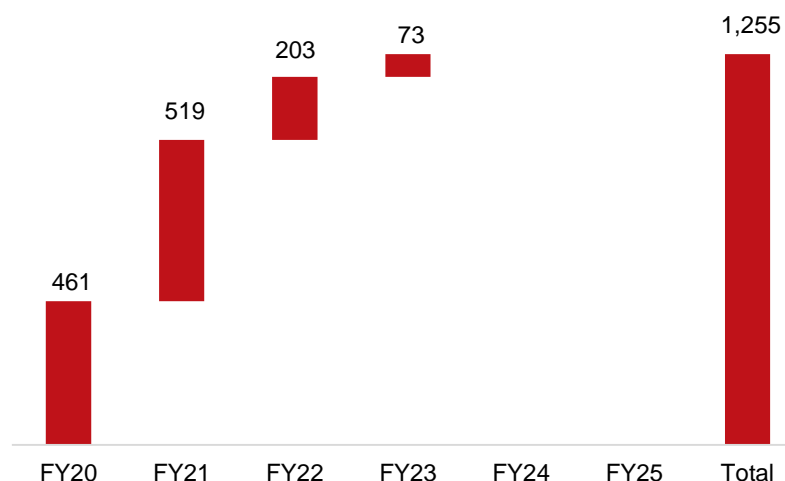
Sr. no.	Project	Implementing agency	Name of implementing agency	Mode of implementation	Estimated TPC (Rs crore)	FY20	FY21	FY22	FY23	FY24	FY25	Total capital outlay FY20 –FY25 (Rs crore)
31	West Bengal Accelerated Agricultural Transformation Project (WBAATP)	State government/union territories	Agriculture department, Government of West Bengal association with related department viz. Agricultural Marketing, FPI & Horticulture, ARD and fisheries department	EPC	3,000	174	406	860	885	443	232	3000
32	Developing centre of excellence for rice under diversified rice based farming systems	State government/union territories	Directorate of Agriculture under Department of Agriculture in collaboration with BCKV, UBKV, ICAR, IRRI	EPC	1,072	161	161	482	161	107		1072
Sub-total					22,903	1,200	1,707	2,413	1,722	1,143	618	22,873
Total					27,914	3,109	3,376	3,423	1,850	1,176	649	27,652

## Food processing sector projects - Analytics

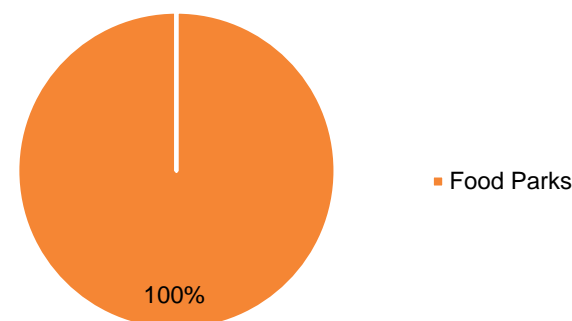
### Planned capital expenditure

An overall estimated capital expenditure of Rs 1,255 crore would be incurred in the food processing sector during the period FY20 to FY25.

**Figure 39 Capital outlay over FY20-FY25 (Rs crore)**



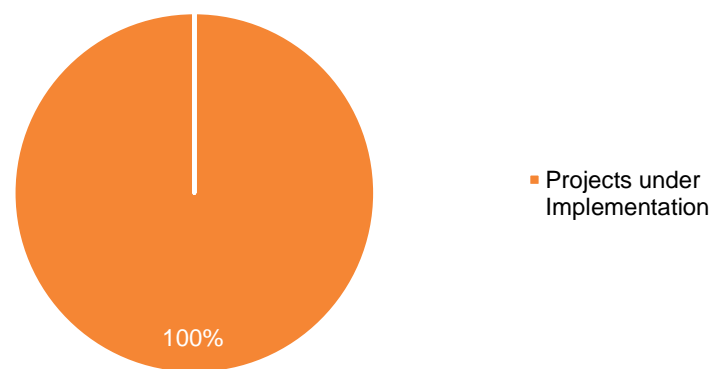
**Figure 40 Nature of projects to be implemented over FY20-FY25**



All the projects being implemented involve construction of mega food parks in different parts of the country. The aim is to provide a mechanism to link agricultural production to the market by bringing together farmers, processors and retailers to ensure maximising value addition, minimising wastage, increasing farmer income and creating employment opportunities, particularly in the rural sector. The Mega Food Park Scheme is based on the 'cluster' approach and envisages creation of state-of-the-art support infrastructure in agricultural / horticultural zones. It will result in setting up of modern food processing units in the industrial plots with a well-established supply chain. A mega food park typically consists of supply chain infrastructure including collection centres, primary processing centres, central processing centres and cold chain.

Progress made so far

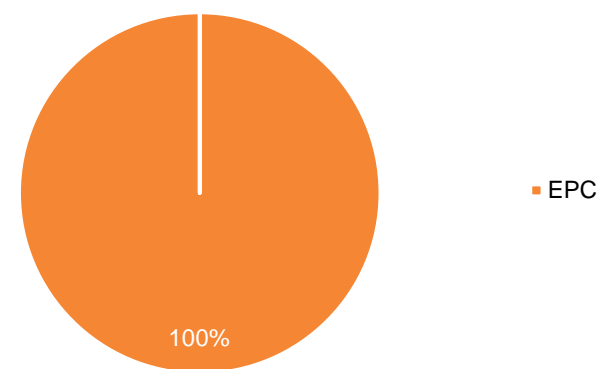
Figure 41 Breakdown by stage of project implementation as on Oct 31, 2019 (total value: Rs 1,255 crore)



All the projects are in the implementation stage and are expected to be completed by FY23.

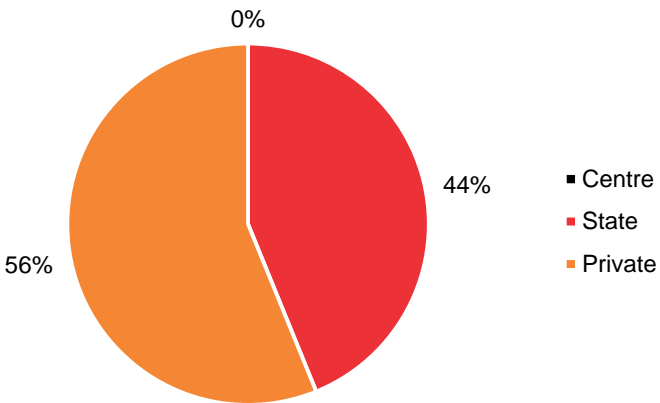
Implementation approach

Figure 42 Breakdown by mode of implementation (total value: Rs 1,255 crore)



All the projects being undertaken in during FY20 to FY25 are being implemented through the EPC route.

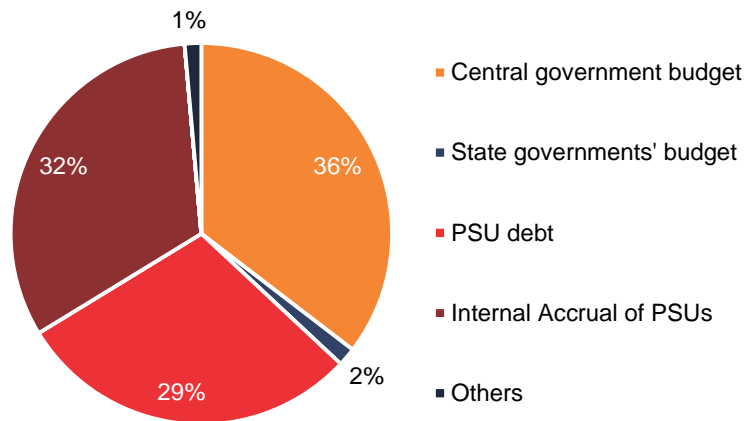
Figure 43 Breakdown by implementing agency (total value: Rs 1,255 crore)



Projects with capex amounting to ~56% of the total capital outlay during FY20 to FY25 would be executed by the private sector. Rest of the projects are being executed by various state governments.

### Sources of financing

**Figure 44 Breakdown by sources of financing**  
(total value: Rs 1,255 crore)



## Project list for Ministry of Food Processing Industries

**Table 20 Project list for Ministry of Food Processing Industries**

Total number of projects – 15; projects under implementation – 15;

Sr. no.	Project	Implementing agency	Name of implementing agency	Mode of implementation	Estimated TPC (Rs crore)	FY20	FY21	FY22	FY23	FY24	FY25	Total capital outlay FY20-FY25 (Rs crore)
<b>Projects under implementation</b>												
1	Mega food park at Kapurthala, Punjab	Private sector	Sukhjit Mega Food Park & Infra Limited	EPC	108	36	-	-	-	-	-	36
2	Mega food park at Khammam, Telangana	State PSU/ state parastatal or nodal agency	Telangana State Industrial Infrastructure Corporation Limited (TSIIC)	EPC	109	16	57	-	-	-	-	74
3	Mega food park at Mandya, Karnataka	Private sector	Favorich Infra Private Limited	EPC	114	55	35	-	-	-	-	90
4	Mega food park at Ludhiana, Punjab	State PSU/ state parastatal or nodal agency	Punjab Agro Industries Corporation Limited (PAIC)	EPC	118	33	18	-	-	-	-	51
5	Mega food park at Palakkad, Kerala	State PSU/ state parastatal or nodal agency	Kerala Infrastructure Development Corporation (KINFRA)	EPC	102	15	-	-	-	-	-	15
6	Mega food park at Mathura, Uttar Pradesh	Private sector	Nandvan Mega Food Park Private Limited	EPC	121	12	80	28	-	-	-	120
7	Mega food park at Krishna, Andhra Pradesh	State PSU/ state parastatal or nodal agency	APIIC	EPC	125	30	30	11	-	-	-	71
8	Mega food park at Khordha, Odisha	State PSU/ state parastatal or nodal agency	Odisha Industrial Infrastructure Development Corporation (IDCO)	EPC	125	28	-	-	-	-	-	28
9	Mega food park at Khagaria, Bihar	Private sector	Pristine Mega Food Park Private Limited	EPC	128	25	25	14	-	-	-	64

Sr. no.	Project	Implementing agency	Name of implementing agency	Mode of implementation	Estimated TPC (Rs crore)	FY20	FY21	FY22	FY23	FY24	FY25	Total capital outlay FY20-FY25 (Rs crore)
10	Mega food park at Alappuzha, Kerala	State PSU/ state parastatal or nodal agency	Kerala State Industrial Development Corporation Limited	EPC	129	25	43	-	-	-	-	68
11	Mega food park at Dewas, Madhya Pradesh	Private sector	Avantee Mega Food Park Private Limited	EPC	149	17	17	-	-	-	-	34
12	Mega food park at Mehsana, Gujarat	Private sector	Fanidhar Mega Food Park Private Limited	EPC	166	67	60	-	-	-	-	127
13	Mega food park at Sonipat, Haryana	State PSU/ state parastatal or nodal agency	Haryana State Industrial and Infrastructure Development Corporation Limited (HSIIDC)	EPC	178	37	43	-	-	-	-	80
14	Mega food park at Rohtak, Haryana	State PSU/ state parastatal or nodal agency	Haryana State Cooperative Supply and Marketing Federation Limited (HAFED)	EPC	180	35	50	50	29	-	-	164
15	Mega food park at Gautam Buddha Nagar, Uttar Pradesh	Private sector	Patanjali Food & Herbal Park Noida Private Limited	EPC	218	14	60	100	44	-	-	218
<b>Total</b>					<b>2,070</b>	<b>461</b>	<b>519</b>	<b>203</b>	<b>73</b>	<b>-</b>	<b>-</b>	<b>1,255</b>

# SOCIAL INFRASTRUCTURE SECTOR

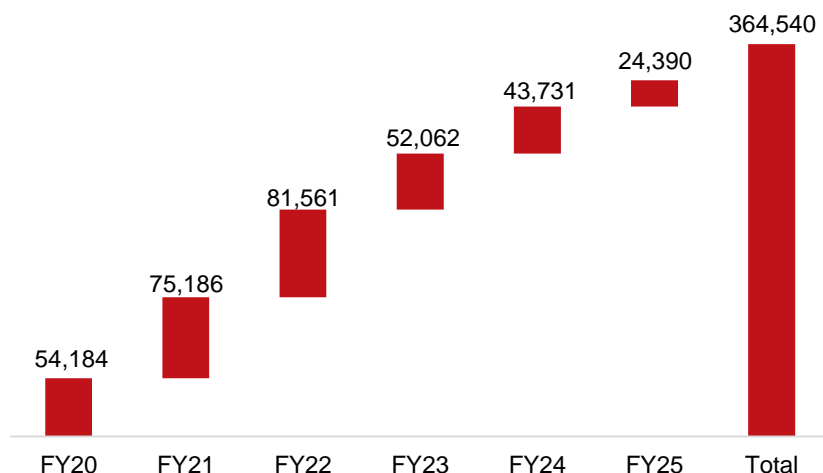


## Social infrastructure sector projects – Analytics

### Planned capital expenditure

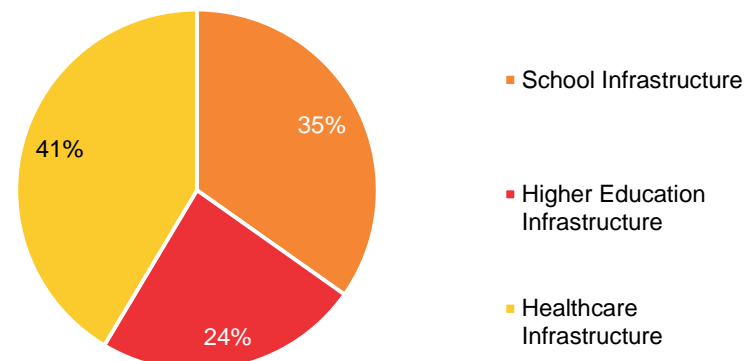
An overall estimated capital expenditure of Rs 364,540 crore would be incurred in the social infrastructure sector during the period FY20 to FY25.

**Figure 45 Capital outlay over FY20-FY25 (Rs crore)<sup>10</sup>**



<sup>10</sup> Total capital outlay includes projects for which year-wise phasing is not provided.

**Figure 46 Nature of projects to be implemented over FY20-FY25 (total value: Rs 364,540 crore)**



### School infrastructure

An estimated total capital expenditure of ~Rs 126,800 crore would be incurred during FY20 to FY25 to improve school infrastructure such as classrooms, hostels and other amenities. In order to improve school effectiveness, measured in terms of equal opportunities for schooling and equitable learning opportunities, the Samagra Shiksha programme is being implemented with a capital outlay of Rs 25,685 crore during FY20 to FY25. The programme focuses on digital education through smart classrooms and digital boards and improving overall school infrastructure. Other major projects involve building new and improving existing infrastructure in kendriya and navodaya vidyalayas, involving a capital expenditure of Rs 11,260 crore during FY20 to FY25.

### Higher education infrastructure

An estimated capital expenditure of ~Rs 86,680 crore would be incurred during FY20 to FY25 to develop new colleges and upgrade existing infrastructure. The major projects involve setting up of new Indian Institutes of Technology (IITs), National Institutes of Technology (NITs), Indian Institutes of Management

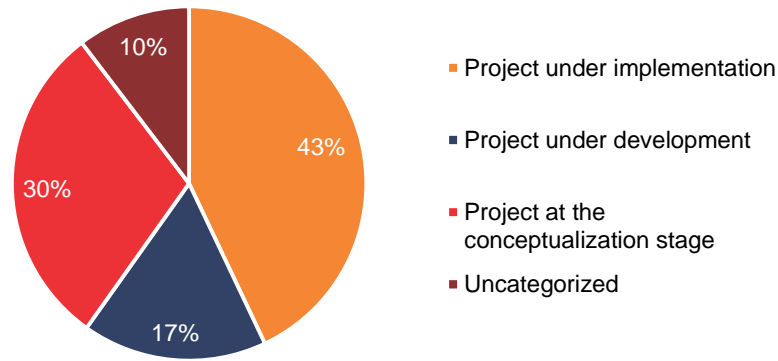
(IIMs), All India Institutes of Medical Sciences (AIIMS) and upgrading infrastructure in central universities, Indian Institute of Science (IISc), Indian Institutes of Science Education and Research (IISERs) and other medical institutes. The major projects include development of new IITs (Rs 12,830 crore); AIIMS and other medical institutions (Rs 14,950 crore); and central universities (Rs 6,350 crore).

Healthcare infrastructure

An estimated capital expenditure of ~Rs 151,000 crore would be incurred during FY20 to FY25 to develop new healthcare facilities and upgrade existing infrastructure. The major projects involve construction of 21 new AIIMS at different locations throughout the country, having an estimated capital expenditure of Rs 24,500 crore. The projects also involve construction of super specialty blocks at existing AIIMS and other government hospitals. Also, several new government medical colleges, ayush medical colleges, cancer research institutes and nursing colleges are being set up in different districts throughout the country.

Progress made so far

Figure 47 Breakdown by stage of project implementation as on Oct 31, 2019 (total value: Rs 364,540 crore)



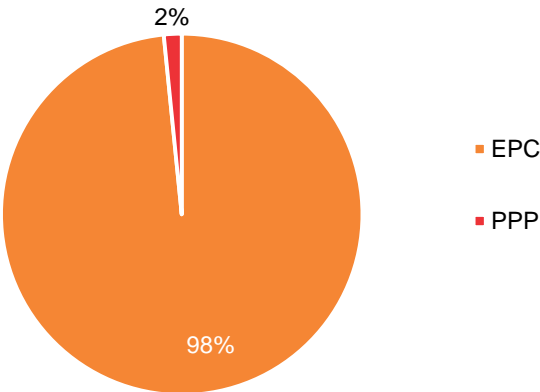
At present, projects having 43% of the capital outlay are under implementation stage. In the healthcare sector, 16 new AIIMS are being constructed, construction of super specialty blocks, cancer institutes and upgradation of government medical colleges are under implementation stage. The major projects under implementation include development of AIIMS (Rs 4.950 crore); IITs (Rs 7,930 crore); NITs (Rs 1,100 crore); IIMs (Rs 2,780 crore); central universities (Rs 1,070 crore); and IISc and IISERs (Rs 1,895 crore).

The major projects under development include providing access and equity to school education for all school going children by 2024 and ensuring 100% retention at all levels in all schools of the state through suitable infrastructure improvement in West Bengal (Rs 11,175 crore); and development of infrastructure facilities for all government medical institutions in Visakhapatnam district (Rs 1,865 crore).

The major projects in the conceptualisation stage include development of new AIIMS in Karnataka, Kerala, Sikkim, Goa and Tripura (Rs 6,000 crore); strengthening of existing hospitals in Andhra Pradesh (Rs 4,890 crore); and upgradation and establishment of higher secondary schools in Tamil Nadu (Rs 5,000 crore).

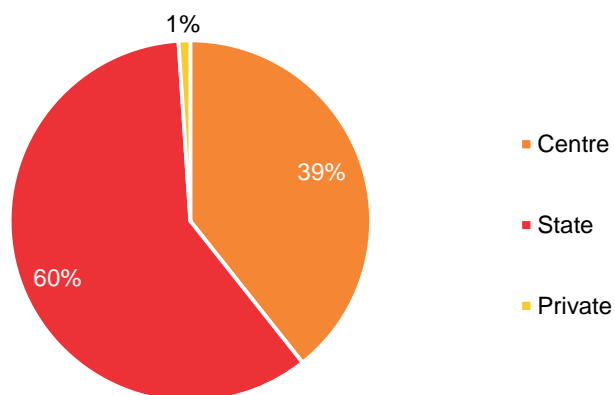
Implementation approach

Figure 48 Breakdown by mode of implementation (total value: Rs 364,540 crore)



98% of the capital outlay over FY20 to FY25 is being implemented through the EPC route. The projects involving construction of new AIIMS, IITs, NITs, IIMs and upgradation of central universities are being undertaken by the central government through the EPC route. Several hospitals and medical colleges are being developed in various states under the PPP route.

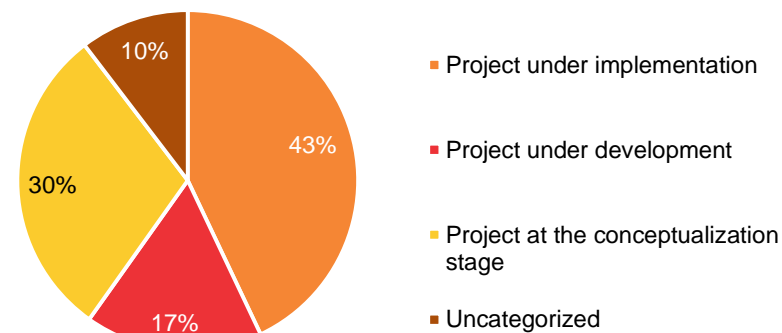
**Figure 49 Breakdown by implementing agency**  
(total value: Rs 364,540 crore)



Most of the capital outlay to develop social infrastructure will be undertaken by the centre and states. The major implementing agencies include CPWD (Rs 57,888 crore); HSCC (Rs 7,575 crore) and HLL Infratech Services or HITES (Rs 3,924 crore).

## Sources of financing

**Figure 50 Breakdown by sources of financing**  
(total value: Rs 364,540 crore)



## Project list for Ministry of Human Resource Development – School education

**Table 21 Project list for Ministry of Human Resource Development – School education**

Total number of projects – 4; project under implementation - 4

Sr. no.	Project	Implementing agency	Name of implementing agency	Mode of implementation	Estimated TPC (Rs crore)	FY20	FY21	FY22	FY23	FY24	FY25	Total capital outlay FY20-FY25 (Rs crore)
<b>Projects under implementation</b>												
1	Samagra Shiksha	States/UTs	State implementation society	EPC	25,865	3,803	3,993	4,192	4,402	4,622	4,853	25,865
2	Navodaya Vidyalaya Samiti					735	735	735	708	708	708	4,331
3	Kendriya Vidyalaya Samiti					218	2,171	2,016	1,288	1,239	-	6,932
4	Setting up of Regional Institute of Education (RIE) at Nellore (Andhra Pradesh) under NCERT	Autonomous Body of MHRD		EPC		297	233	133				663
<b>Total</b>						<b>5,053</b>	<b>7,132</b>	<b>7,077</b>	<b>6,398</b>	<b>6,569</b>	<b>5,562</b>	<b>37,791</b>

## Project list for Ministry of Human Resource Development – Higher education

**Table 22 Project list for Ministry of Human Resource Development – Higher education**

Total number of projects – 14; project under implementation – 7; project under conceptualization - 7

Sr. no.	Project	Implementing agency	Name of implementing agency	Mode of implementation	Estimated TPC (Rs crore)	FY20	FY21	FY22	FY23	FY24	FY25	Total capital outlay FY20-FY25 (Rs crore)
<b>Projects under implementation</b>												
1	IITs	Central government	CPWD/NBCC	EPC	12,359	1,155	804	2,233	1,876	1,862	-	7,930
2	NITs	Central government	CPWD/NBCC	EPC	1,513	174	121	269	269	269	-	1,101
3	IIMs	Central government	CPWD/NBCC	EPC	2,804	848	252	701	561	421		2,782
4	Central universities (CUs)	Central government	CPWD/NBCC	EPC	1,122	160	160	214	267	267		1,068
5	IISc, IISERs and other MHRD institutions	Central government	CPWD/NBCC	EPC	3,354	217	300	380	500	500		1,896
6	School education	Central government	CPWD/NBCC	EPC	550	56	79	105	131	131		502
7	AIIMS and medical education institutions	Central government	CPWD/NBCC	EPC	13,870	1,258	944	944	922	881		4,949
<b>Projects under conceptualisation</b>												
8	IITs	Central government	CPWD/NBCC	EPC	4,900	245	490	1,225	1,470	1,470		4,900
9	NITs	Central government	CPWD/NBCC	EPC	4,040	202	404	1,010	1,212	1,212		4,040
10	IIMs	Central government	CPWD/NBCC	EPC	850	43	85	213	255	255		850
11	Central universities (CUs)	Central government	CPWD/NBCC	EPC	5,300	265	530	1,325	1,590	1,590		5,300
12	IISc, IISERs and other MHRD institutions	Central government	CPWD/NBCC	EPC	300	15	30	75	90	90		300
13	School education	Central government	CPWD/NBCC	EPC	3,000	150	300	750	900	900		3,000
14	AIIMS and medical education institutions	Central government	CPWD/NBCC	EPC	10,000	500	1,000	2,500	3,000	3,000		10,000
<b>Total</b>					<b>127,408</b>	<b>5,287</b>	<b>5,499</b>	<b>11,943</b>	<b>13,043</b>	<b>12,848</b>	<b>-</b>	<b>48,619</b>

## States' data - Project list for Human Resource Development – Education

**Table 23 States' data - Project list for Human Resource Development – Education**

Total number of projects – 245; projects under implementation – 101; projects under development – 79; projects under conceptualisation – 65

Sr. no.	Project	Implementing agency	Name of implementing agency	Mode of implementation	Estimated TPC (Rs crore)	FY20	FY21	FY22	FY23	FY24	FY25	Total capital outlay FY20-FY25 (Rs crore)
<b>Projects under implementation</b>												
1	18 residential schools for scheduled caste students	Madhya Pradesh government	PWD	EPC	194	2	3	3	3	3	4	18
2	Construction of 144 ashram / hostel buildings for SC students	Madhya Pradesh government	PWD	EPC	268	4	5	5	5	6	6	31
3	One middle school in each panchayat having contemporary infrastructure facilities after filling the gap of infrastructure in each existing middle school	Jharkhand government	School education department		3,555							3,555
4	One High School for every 5,000- 10,000 population having contemporary infrastructure facilities after filling the gap of infrastructure in each proposed high school	Jharkhand government	School Education Department		2,250							2,250
5	One leader school in each block having contemporary infrastructure facilities after fulfilling the gap of Infrastructure in each proposed leader school	Jharkhand government	School Education Department		546							546
6	Establishment of three schools in the pattern of Netharhat in three divisions and one Sainik school in Godda district of the state having contemporary	Jharkhand government	School Education Department		350							350

Sr. no.	Project	Implementing agency	Name of implementing agency	Mode of implementation	Estimated TPC (Rs crore)	FY20	FY21	FY22	FY23	FY24	FY25	Total capital outlay FY20-FY25 (Rs crore)
	infrastructure facilities after filling the gap of infrastructure in each proposed division											
8	Establishment of medical college	Andaman & Nicobar	APWD	EPC	327	65	80	127				272
9	Pandit Deendayal Upadhyaya University of Health Sciences, Karnal	Haryana government	Bridge & Roof Co (I) Limited	EPC	750	150	325	275				750
10	Government Medical College, Bhiwani	Haryana government	Bridge & Roof Co (I) Limited	EPC	525	50	225	250				525
11	Construction of six nursing colleges in the state	Haryana government	Haryana Shehri Vikas Pradhikaran	EPC	194	60	134					194
12	Government Medical College, Jind	Haryana government	Haryana State Roads & Bridges Development Corporation, Panchkula	EPC	524	60	234	230				524
13	Government Medical College, Koriyawas, Narnaul	Haryana government	PWD B&R Haryana	Item rate	598	113	250	235				598
14	Government Dental College in the premises of SHKMGMDC, Nalhar	Haryana government	Haryana State Roads & Bridges Development Corporation, Panchkula	Item rate	150	5	50	95				150
15	Construction of Siddharth University, Kapilvastu, Siddharth Nagar	Uttar Pradesh government	Uttar Pradesh Rajkiya Nirman Nigam Limited	EPC	342	25	-					25
16	Construction of Prof. Rajendra Singh (Rajju Bhaiya) University, Prayagraj	Uttar Pradesh government	Uttar Pradesh Rajkiya Nirman Nigam Limited	EPC	649	26	-					26
17	Samagra Shiksha Abhiyan (elementary & secondary education)	Punjab government	PWD or School Management Committee	EPC	242	121	121	-				242

Sr. no.	Project	Implementing agency	Name of implementing agency	Mode of implementation	Estimated TPC (Rs crore)	FY20	FY21	FY22	FY23	FY24	FY25	Total capital outlay FY20-FY25 (Rs crore)
18	NABARD RIDF XXI- Strengthening of 162 girls sr. sec. schools and opening of two new meritorious schools	Punjab government	PWD or School Management Committee	EPC	104	2	19					20
19	NABARD RIDF XXIII - Construction of 1,597 additional classrooms for primary, middle, high & sr. sec. schools	Punjab government	PWD or School Management Committee	EPC	120	33	67					100
20	Government Medical College, Mohali	Punjab government	PHSC/PWD	EPC	375	60	120	120	30	25		355
21	Veterinary college, hospital and residential quarter at Rampura Phul, Bathinda district	Punjab government	PWD (B&R)	EPC	106	19	19		-			38
22	Virtual classroom system	Andhra Pradesh government	Andhra Pradesh State FiberNet Limited	EPC	165	35	27	27	-	-	-	88
23	Additional infrastructure at B R Ambedkar University	Andhra Pradesh government		EPC	114	10	25					35
24	Additional infrastructure at Krishna University	Andhra Pradesh government	CPWD	EPC	328	19	-	-	-	-	-	19
25	Construction of various buildings in Adikavi Nannaya University, Rajamahendravaram	Andhra Pradesh government	Andhra Pradesh Education Welfare & Infrastructure Development Corporation	EPC	240	11	-	-	-	-	-	11
26	MP skills development project	Madhya Pradesh government	Technical education	EPC	1,020	236	216	126	126	126	126	957
27	Construction of 40 ITIs with assistance from NABARD	Madhya Pradesh government	Technical education	EPC	203	3	3	2	2	2	2	12
28	Construction of 30 ITIs with assistance from NABARD	Madhya Pradesh government	Technical education	EPC	120	1	1	1	1	1	1	4

Sr. no.	Project	Implementing agency	Name of implementing agency	Mode of implementation	Estimated TPC (Rs crore)	FY20	FY21	FY22	FY23	FY24	FY25	Total capital outlay FY20-FY25 (Rs crore)
29	Construction of ITI - 26 ITIs	Madhya Pradesh government	Technical education	EPC	259	11	10	6	6	6	6	44
30	Construction of ITI - 12 ITIs	Madhya Pradesh government	Technical education	EPC	105	12	11	6	6	6	6	47
31	Education Infrastructure in Madhya Pradesh (Total Projects -9)	Madhya Pradesh government	Technical education	EPC	116	15	16	16	16	13	13	116
32	Rashtriya Uchchatar Shiksha Abhiyan (RUSA)	Madhya Pradesh government	Higher education	EPC	554	257	113	35	-	-	-	405
33	Madhya Pradesh Higher Education Quality Improvement programme( MPHEQIP) - Civil construction component	Madhya Pradesh government	Higher education	EPC	329	74	33	10	-	-	-	116
34	Construction of Government College Building and other development work (91- building)	Madhya Pradesh government	Higher education	EPC	628	250	110	34	-	-	-	394
35	Construction of 622 schools	Madhya Pradesh government	School education	EPC	806	46	93	102	111	120	133	606
36	cConstruction and functioning of 128 hostels	Madhya Pradesh government	School education	EPC	393	22	45	49	54	58	65	293
37	Chhindwara Institute of Medical Sciences	Madhya Pradesh government	PWD	EPC	1,455	195	235	224	235	269	297	1,455
38	Construction of Horticulture College, Chhindwara	Madhya Pradesh government	PWD	EPC	150	20	24	23	24	28	31	150
39	Construction of Agriculture College, Chhindwara	Madhya Pradesh government	PWD	EPC	150	20	24	23	24	28	31	150

Sr. no.	Project	Implementing agency	Name of implementing agency	Mode of implementation	Estimated TPC (Rs crore)	FY20	FY21	FY22	FY23	FY24	FY25	Total capital outlay FY20-FY25 (Rs crore)
40	Construction of Chhindwara University campus	Madhya Pradesh government	PWD	EPC	250	34	40	39	40	46	51	250
42	Construction/renovation/expansion of high schools (603 high schools, 484 high schools, 430 high schools, 104 high schools programmes)	Madhya Pradesh government	PWD	EPC	1,408	88	105	101	105	121	133	654
43	Construction of 168 model schools	Madhya Pradesh government	PWD	EPC	500	3	4	4	4	4	5	23
44	Construction of 169 girls hostels	Madhya Pradesh government	PWD	EPC	242	1	1	1	1	1	1	5
45	Higher secondary school building construction programme (415 H.S., 111 H.S., 47 H.S.)	Madhya Pradesh government	PWD	EPC	676	71	85	81	85	97	107	525
46	Excellent & Model School Hostel	Madhya Pradesh government	PWD	EPC	308	41	50	47	50	57	63	308
47	Construction of hostels (200-seater girls' hostel, 29 girls' hostels, 50 seater boys' and girls' hostels for PwDs)	Madhya Pradesh government	PWD	EPC	100	13	16	15	16	18	20	100
48	Construction of buildings for school education department (multipurpose halls at 17 places, DEO building, 5 school education board buildings, etc)	Madhya Pradesh government	PWD	EPC	226	9	11	10	11	13	14	69
51	Upgradation of 50 schools - World Bank sponsored project	Madhya Pradesh government	PWD	EPC	329	25	30	29	30	35	38	188

Sr. no.	Project	Implementing agency	Name of implementing agency	Mode of implementation	Estimated TPC (Rs crore)	FY20	FY21	FY22	FY23	FY24	FY25	Total capital outlay FY20-FY25 (Rs crore)
52	Construction of 1 engineering college, 4 polytechnic institutions (centrally sponsored scheme), 2 Eklavya polytechnic institutes	Madhya Pradesh government	PWD	EPC	108	3	4	3	4	4	4	22
53	Building construction of industrial training institutes (NIDA)	Madhya Pradesh government	PWD	EPC	262	6	7	7	7	8	9	44
54	Construction of 174 government colleges, 22 college buildings, 7 departments in Jivaji University, etc	Madhya Pradesh government	PWD	EPC	669	63	75	72	75	87	96	468
55	RUSA: Upgradation of 58 colleges	Madhya Pradesh government	PWD	EPC	187	13	15	15	15	18	20	96
56	Upgradation of 24 medical colleges	Madhya Pradesh government	PWD	EPC	175	10	13	12	13	14	16	78
58	Construction of 2,000 bed medical colleges in Bhopal	Madhya Pradesh government	PWD	EPC	435	22	26	25	26	30	33	164
59	Upgradation of 7 medical colleges (2061)	Madhya Pradesh government	PWD	EPC	528	50	60	57	60	68	76	370
60	Construction of 4 new medical colleges	Madhya Pradesh government	PWD	EPC	991	77	93	89	93	107	118	576
61	Construction of medical college - Khandwa	Madhya Pradesh government	PWD	EPC	229	10	11	11	11	13	15	72
63	Vidisha (V) Medical College and hospital building construction	Madhya Pradesh government	PWD	EPC	356	16	20	19	20	23	25	122

Sr. no.	Project	Implementing agency	Name of implementing agency	Mode of implementation	Estimated TPC (Rs crore)	FY20	FY21	FY22	FY23	FY24	FY25	Total capital outlay FY20-FY25 (Rs crore)
64	Shahdol (S) Medical College and hospital building construction	Madhya Pradesh government	PWD	EPC	303	6	7	6	7	8	8	41
65	Construction of 65 kanya shiksha parisar	Madhya Pradesh government	PWD	EPC	1,785	106	127	122	127	146	161	790
66	Construction of 41 hostel building (state plan item)	Madhya Pradesh government	PWD	EPC	193	4	5	5	5	6	7	32
67	Construction of 135 ashram school buildings (state plan item)	Madhya Pradesh government	PWD	EPC	160	3	4	4	4	5	5	26
69	Miscellaneous development work Article - 275 (A) [13 Eklavya Aadarsh Aawasiya Vidyalaya]	Madhya Pradesh government	PWD	EPC	127	1	2	2	2	2	2	10
70	Construction under development of special backward tribes (21 Eklavya Aadarsh Aawasiya Vidyalayas, (Computer Skill Center)	Madhya Pradesh government	PWD	EPC	153	11	13	13	13	15	17	82
71	Construction of 220 higher secondary schools	Madhya Pradesh government	PWD	EPC	267	6	7	7	7	8	9	44
72	Construction of 12 sports complexes	Madhya Pradesh government	PWD	EPC	128	11	13	12	13	15	17	81
73	Construction of 22 joint boys/girls hostels	Madhya Pradesh government	PWD	EPC	154	21	25	24	25	28	31	153
74	Construction of 9 gurukulam hostels	Madhya Pradesh government	PWD	EPC	101	13	16	15	16	18	20	100

Sr. no.	Project	Implementing agency	Name of implementing agency	Mode of implementation	Estimated TPC (Rs crore)	FY20	FY21	FY22	FY23	FY24	FY25	Total capital outlay FY20-FY25 (Rs crore)
75	Construction of 14 Eklavya Adarsh Aawasiya Vidyalaya	Madhya Pradesh government	PWD	EPC	283	37	44	42	44	51	56	274
76	Construction of miscellaneous buildings [(18 Eklavya and H.S. schools under collector sector, 7 Balak Ashram boundary walls, 7 sr. hostel buildings, tribal freedom fighters museum, ashram shalas & 48 hostel building (centrally sponsored schemes)]	Madhya Pradesh government	PWD	EPC	182	12	15	14	15	17	19	91
77	Rashtriya Uchchatar Shiksha Abhiyan (CSS)	Gujarat government	State nodal office, RUSA (Gujarat)	EPC	134	30	30	27				87
78	Research park	Gujarat government	Gujarat University	EPC	141	3	50	46				99
79	Gyankunj - Digital classroom	Samagra Shiksha	Samagra Shiksha	EPC	790	150	150	160	160	170		790
80	Development of new classrooms	Samagra Shiksha	Samagra Shiksha	EPC	1,500	400	400	400				1,200
81	TTWREIS	State government	TW, engineering department	E-tender	214	45	67					112
82	Providing protection walls to government sector schools	State government		EPC	1,038	397	313	328				1,038
83	Construction of kitchen-cum-stores under mid-day meal scheme	State government		EPC	117	5	20	23	23	23	23	117
84	Repairs, renovations, arresting leakages to office building premises including laying of new drainage system which was built more than 35 years ago and electrification and other allied works	State government		EPC	310	10	75	75	50	50	50	310

Sr. no.	Project	Implementing agency	Name of implementing agency	Mode of implementation	Estimated TPC (Rs crore)	FY20	FY21	FY22	FY23	FY24	FY25	Total capital outlay FY20-FY25 (Rs crore)
85	Studio maintenance - Upgradation of present equipment, both audio and video to the latest technology, computer lab with networking and furniture etc., procurement of one eng outdoor van for shooting, etc	State government		EPC	205	10	60	40	40	30	25	205
86	Establishing green campuses in government colleges				100	23	23	23	23	-	-	90
87	Establishing barrier-free campus				100	25	25	25	25	-	-	100
93	Provide access & equity to school education for all school going children at all levels by 2024 (ongoing)	State government/ union territories	District Magistrate	EPC	2,577	258	387	515	515	515	387	2,577
94	Provide safety and security to all school-going children, especially girl children in the state (ongoing)	State government/ union territories	District Magistrate	EPC	2,278	228	342	456	456	456	342	2,278
95	Provide safe drinking water and access to inclusive toilets (80:1) for all schools in the state by 2024 (ongoing)	State government/ union territories	District Magistrate	EPC	867	87	130	173	173	173	130	867
96	Provide highest standard quality education in all schools of the state (ongoing)	State government/ union territories	District Magistrate	EPC	740	74	111	148	148	148	111	740
97	Provide 100% retention at all levels in all schools of the state by suitable infrastructure improvement and other interventions (ongoing)	State government/ union territories	District Magistrate	EPC	1,148	115	172	230	230	230	172	1,148
98	Establishment of new 03 state-aided universities to enhance	State government/ union territories		EPC	650	50	125	125	125	125		550

Sr. no.	Project	Implementing agency	Name of implementing agency	Mode of implementation	Estimated TPC (Rs crore)	FY20	FY21	FY22	FY23	FY24	FY25	Total capital outlay FY20-FY25 (Rs crore)
	gross enrollment ratio in the state higher education sector											
99	Establishment of professional colleges for strengthening IT and core engineering sector	State government/ union territories		EPC	257	25	25	-	-	-	-	50
100	Promoting research and innovation in higher education	State government/ union territories		EPC	1,150	70	150	200	200	200	260	1,080
101	Establishment of new 08 state-aided universities to enhance gross enrollment ratio in the state higher education sector to 30% by 2024	State government/ union territories		EPC	2,000	200	400	400	400	400	200	2,000
Sub-total					47,422	5,023	6,635	6,320	4,153	4,294	3,615	36,742
Projects under development												
1	Establishment of engineering college at Giridih, Sahebganj and Ranchi	Jharkhand government	Jharkhand Building Construction Corporation	Turnkey basis	900	150	225	225	150	150		900
2	Government Engineering College, Chikkamagaluru and Devadura	Karnataka government	RITES		116	40	40	36	-			116
4	C/o Academic Block Hospitality Block & Hostel Block for World Class Skill Centre and Delhi Skill University at Jonapur village	Delhi government	PWD		254	6						6
5	C/o Stage I of Phase II, Delhi Technological University at Bawana Road, Delhi (SH: C/o Academic Block AB-3, AB-4, Boys Hostel H-5 & Girls Hostel HG-5 & HG-6)	Delhi government	PWD		292	100	100	70				270

Sr. no.	Project	Implementing agency	Name of implementing agency	Mode of implementation	Estimated TPC (Rs crore)	FY20	FY21	FY22	FY23	FY24	FY25	Total capital outlay FY20-FY25 (Rs crore)
6	C/o Integrated GB Pant Engineering College and Polytechnic in Okhla	Delhi government	PWD		527	100	110	110	100	100		520
7	C/o Netaji Subhas University of Technology, Sector-03, Dwarka, New Delhi - Phase IV (Part I)	Delhi government	PWD		202	50	100	50				200
8	C/o Additional Building and Workshop for ITI Shahdara, Delhi - 110032	Delhi government	PWD		209	10	80	119				209
9	C/o East Delhi Campus of Delhi Technological University (DTU) at ITI, Mayur Vihar, Delhi	Delhi government	PWD		108	10	50	48				108
10	C/o Bhagini Nivedita College at Kair Village, Najafgarh, New Delhi - 110043	Delhi government	PWD		282	10	100	172				282
11	Construction of hostel building in the additional land allotted to National Law University, Sector-14, Dwarka, New Delhi.	Delhi government	PWD		310	10	100	100	100			310
12	C/o Acharaya Narendra Dev College at Sector-5, Rohini	Delhi government	PWD		340	10	100	130	100			340
13	Construction of building in NSUT Campus under Phase IV (Part II) Academic Block no. 1B, Sector-3, Dwarka, New Delhi	Delhi government	PWD		273	10	100	163				273
14	C/o East Delhi Campus of Guru Gobind Singh Indraprastha University at Surajmal Vihar, Shahdara, Delhi	Delhi government	PWD, Delhi		299	--	195	--	--	--	--	195
15	C/o 8 school buildings at Sector-27, Rohini, Ladpur village, Sector-5, Rohini, Sector-18 Rohini, Daryapur Kalan village,	Delhi government			291							291

Sr. no.	Project	Implementing agency	Name of implementing agency	Mode of implementation	Estimated TPC (Rs crore)	FY20	FY21	FY22	FY23	FY24	FY25	Total capital outlay FY20-FY25 (Rs crore)
	Libaspur, Rana Pratap Bagh & Meera Bagh											
16	Project for construction of science lab	Punjab government	PWD or School Management Committee	EPC	220	-	44	44	44	44	44	220
17	Project for construction of additional classrooms	Punjab government	PWD or School Management Committee	EPC	425	-	85	85	85	85	85	425
18	Project for construction of additional classrooms II	Punjab government	PWD or School Management Committee	EPC	946	-	189	189	189	189	189	946
19	Project for construction of library	Punjab government	PWD or School Management Committee	EPC	132	-	26	26	26	26	26	132
20	Project for construction of boundary wall	Punjab government	PWD or School Management Committee	EPC	243	-	49	49	49	49	49	243
21	Project for installation of solar panel	Punjab government	PWD or School Management Committee	EPC	104	-	21	21	21	21	21	104
22	14 government colleges/sports college at various places in Punjab	Punjab government	PWD (B&R)	EPC	193	19	52	52	-			123
23	Chandigarh Educational Infrastructure	Chandigarh			366							366
24	Holistic development of Punjab and Haryana High Court	Chandigarh			300							300
25	Development of medical college at Gurdaspur	Punjab government	Department of Medical Education & Research	PPP	270							270
26	Development of medical college at Pathankot	Punjab government	Department of Medical Education & Research	PPP	250							250

Sr. no.	Project	Implementing agency	Name of implementing agency	Mode of implementation	Estimated TPC (Rs crore)	FY20	FY21	FY22	FY23	FY24	FY25	Total capital outlay FY20-FY25 (Rs crore)
27	Proposed infrastructure for educational sector, residential, semi residential and sports complex in Yogi Vemana University, Kadapa, AP	Andhra Pradesh government	Yogi Vemana University, Kadapa	EPC	491	-	101	105	101	100	84	491
28	Additional infrastructure at Vikram Simhapuri University	Andhra Pradesh government	Andhra Pradesh Education Welfare and Infrastructure Development Corporation (APEWIDC)	EPC	112							112
29	Project on capacity enhancement of Andhra University leading to excellence	Andhra Pradesh government	Andhra University		153	53	40	20	20	10	10	153
30	GDCs as centres of excellence	Andhra Pradesh government	Commissionerate of Collegiate Education	EPC	1,564	500	500	300	200	64		1,564
31	Skills University and 25 skill colleges under Skill AP Mission	Andhra Pradesh government	Andhra Pradesh State Skill Development Corporation (APSSDC)	PPP	1,500	500	500	500	-	-		1,500
32	Construction of ITI - 21 ITIs	Madhya Pradesh government	Technical education	EPC	215	53	49	28	28	28	28	215
33	Construction of 3 trade workshops in 26 ITI and 6 trade workshops in 06 ITIs)	Madhya Pradesh government	Technical education	EPC	140	35	32	18	18	18	18	140
34	Construction of government college building and other development work (62 - building)	Madhya Pradesh government	Higher education	EPC	202	128	57	17	-	-	-	202

Sr. no.	Project	Implementing agency	Name of implementing agency	Mode of implementation	Estimated TPC (Rs crore)	FY20	FY21	FY22	FY23	FY24	FY25	Total capital outlay FY20-FY25 (Rs crore)
35	Construction of schools (1500)	Madhya Pradesh government	School education	EPC	2,385	182	365	401	438	474	525	2,385
39	Construction of boys hostels (179 model schools and 194 excellence schools in blocks)	Madhya Pradesh government	School education	EPC	1,628	124	249	274	299	324	358	1,628
40	Construction of girls hostels (for 179 model schools and 194 excellence schools in blocks)	Madhya Pradesh government	School education	EPC	1,628	124	249	274	299	324	358	1,628
41	Construction of dormitories	State government		EPC	158	-	32	32	32	32	32	158
42	Dining hall (400 nos. capacity, 3,500 sq ft @2000=70 lakh each)	State government		EPC	136	10	25	25	25	25	25	136
43	Construction of new KGBV buildings	State government		EPC	158	35	29	32	29	19	14	158
44	Construction of dormitories, classrooms, laboratories and toilets to existing KGBV buildings for upgradation to junior college	State government		EPC	913	188	166	183	148	109	120	913
45	Construction of new toilet blocks as per 1:40 ratio	State government		EPC	298	61	54	59	49	36	39	298
46	Construction of dilapidated classrooms	State government		EPC	905	186	163	180	148	109	119	905
47	Construction of additional classrooms as per PTR	State government		EPC	1,671	343	302	332	274	201	221	1,671
48	Construction of art & craft room for secondary schools	State government		EPC	164	34	30	33	27	20	22	164
49	Construction of library room for secondary schools	State government		EPC	187	38	34	37	31	22	25	187
50	Providing furniture (two-tier cots) to KGBVs	State government		EPC	399	83	72	78	65	48	53	399

Sr. no.	Project	Implementing agency	Name of implementing agency	Mode of implementation	Estimated TPC (Rs crore)	FY20	FY21	FY22	FY23	FY24	FY25	Total capital outlay FY20-FY25 (Rs crore)
51	Providing dual desk benches in classrooms in KGBVs	State government		EPC	562	115	103	113	92	67	72	562
52	Conformance of SCR in all schools by 2024 (ongoing)	State government/ union territories	District Magistrate	EPC	1,152	115	173	230	230	230	173	1,152
53	Conformance of SCR in all schools by 2024 (New)	State government/ union territories	District Magistrate	EPC	3,456	346	518	691	691	691	518	3,456
54	Provide access & equity to school education for all school going children at all levels by 2024 (new)	State government/ union territories	District Magistrate	EPC	7,731	773	1,160	1,546	1,546	1,546	1,160	7,731
55	Provide safety & security for all school-going children, especially girl children in the state (new)	State government/ union territories	District Magistrate	EPC	6,834	683	1,025	1,367	1,367	1,367	1,025	6,834
56	Provide safe drinking water and access to inclusive toilets (80:1) for all schools in the state by 2024 (new)	State government/ union territories	District Magistrate	EPC	2,600	260	390	520	520	520	390	2,600
57	Provide highest standard quality education in all schools of the state (new)	State government/ union territories	District Magistrate	EPC	2,220	222	333	444	444	444	333	2,220
58	Provide 100% retention at all levels in all schools of the state by suitable infrastructure improvement and other interventions (new)	State government/ union territories	District Magistrate	EPC	3,445	344	517	689	689	689	517	3,445
59	Centre for excellence in research and innovation in the state	State government/ union territories		EPC	500	50	150	100	100	50	50	500
60	Double enrolment in professional colleges by 2024	State government/ union territories		EPC	300	50	75	75	50	30	20	300

Sr. no.	Project	Implementing agency	Name of implementing agency	Mode of implementation	Estimated TPC (Rs crore)	FY20	FY21	FY22	FY23	FY24	FY25	Total capital outlay FY20-FY25 (Rs crore)
61	Expanding excess to higher education through construction of additional classrooms (ACR) and laboratories and equipment in 330 government and government aided colleges through infrastructure development	State government/ union territories		EPC	1,000	200	300	200	100	100	100	1,000
62	Construction of new school building in primary & secondary schools in GTA area	State government/ union territories	GTA	EPC	112	56	56					112
63	Repair and renovation of school building/ construction of toilets/ supply of furniture/electricity connection & drinking water supply at primary & secondary schools under GTA	State government/ union territories	GTA	EPC	110	110	-	-	-	-	-	110
Sub-Total					52,949	6,542	9,626	10,603	8,934	8,370	6,832	52,496
Projects under conceptualisation												
1	Establishment of polytechnic at Patratu (Ramgarh), Knowledge City Ranchi and Chaibasa	Jharkhand government	Jharkhand Building Construction Corporation	Turnkey basis	300	60	90	90	60			300
2	Rejuvenation of BIT Sindri	Jharkhand government	Jharkhand Building Construction Corporation	Turnkey basis	500	200	300					500
3	Sports complex at BIT Sindri and proposed engineering college at Giridih, Sahebganj and Ranchi	Jharkhand government	Jharkhand Building Construction Corporation	Turnkey basis	100	15	25	25	35			100
4	Jharkhand education Infrastructure (Total Projects -3)	Jharkhand government	Jharkhand Building Construction Corporation	Turnkey basis	118	20	40	42	8	8		118
5	Establishment of New Open University in Ranchi with 100	Jharkhand government	Jharkhand State Building	Turnkey basis	500	25	100	100	100	100	75	500

Sr. no.	Project	Implementing agency	Name of implementing agency	Mode of implementation	Estimated TPC (Rs crore)	FY20	FY21	FY22	FY23	FY24	FY25	Total capital outlay FY20-FY25 (Rs crore)
	study and skill development centres for vocational courses		Construction Corporation Limited									
6	Creation of knowledge park (a place of bliss for persons with disabilities)	Jharkhand government	Jharkhand State Building Construction Corporation Limited	Turnkey basis	300	6	50	50	50	50	94	300
7	Sports complex with 100 bed hostel and indoor track in 8 state universities	Jharkhand government	Jharkhand State Building Construction Corporation Limited	Turnkey basis	1,600	16	300	300	300	300	384	1,600
8	Establishment of Jharkhand Centre for Digital Learning	Jharkhand government	JAP-IT		100	50	10	10	10	10	10	100
9	Comprehensive digital platform for all universities	Jharkhand government	JAP-IT		200	5	40	40	40	40	35	200
10	Infrastructure upgradation of Law University	Jharkhand government	Jharkhand State Building Construction Corporation Limited		100	1	10	10	10	10	59	100
11	Establishment of skill university (1)	Jharkhand government	JSDMS	Direct	188	56	94	38	-	-	-	188
12	Livelihood support skill colleges (24)	Jharkhand government	JSDMS	Direct	804	241	241	161	161	-	-	804
13	Centre of excellence (5)	Jharkhand government	JSDMS	Direct	361	108	181	72				361
14	Model Vehicle Driving Institute	Jharkhand government	JSDMS	Direct	70	21	35	14				70
15	Short-term Training Skilling Centre (DDU-KK) (43)	Jharkhand government	JSDMS	Direct	925	277	277	185	185	-	-	925

Sr. no.	Project	Implementing agency	Name of implementing agency	Mode of implementation	Estimated TPC (Rs crore)	FY20	FY21	FY22	FY23	FY24	FY25	Total capital outlay FY20-FY25 (Rs crore)
16	Mizoram educational infrastructure (Total Projects -	Mizoram government			193							193
17	Setting up of Mizoram Entrepreneurship Development Institute (MEDI) in partnership with EDII, Gujarat	Mizoram government			171							171
22	Construction of key infrastructure for school education	Mizoram government			181							181
23	Rooftop rainwater harvesting in schools	Mizoram government			141							141
26	Construction of government degree college at Burtuk, East Sikkim	Sikkim government	Education Department	EPC	110	36	36	36				109
27	Establishment of Model Degree (Science) College, Phase II at Chakung, West Sikkim	Sikkim government	Education Department	EPC	150	50	50	50				149
28	Establishment of Government Degree College - Phase II at Yangthang, Gayzing, West Sikkim	Sikkim government	Education Department	EPC	120	40	40	40				119
29	Infrastructure development of Government Degree College - Phase II at Rhenock, East Sikkim	Sikkim government	Education Department	EPC	100	33	33	33				99
30	Establishment of Engineering College (SIST) - Phase II at Chisopani, South Sikkim	Sikkim government	Education Department	EPC	120	40	40	40				119
31	Establishment of Model Degree (Vocational) College at Dentam, West Sikkim	Sikkim government	Education Department	EPC	100	33	33	33				99
32	Kanchendzonga Institute of Films & Digital Media	Sikkim government	Tourism & Civil Aviation Department	EPC	120	40	40	40				119

Sr. no.	Project	Implementing agency	Name of implementing agency	Mode of implementation	Estimated TPC (Rs crore)	FY20	FY21	FY22	FY23	FY24	FY25	Total capital outlay FY20-FY25 (Rs crore)
	Production Centre at Lungchok, Rongli in East Sikkim											
33	Sri Guru Gobind Singh Skill Institute at Sri Chamkaur Sahib	Punjab government	PWD (B&R)	EPC	300	5	59	59	59	59	59	300
34	15 government colleges at various places in Punjab	Punjab government	PWD (B&R)	EPC	180	-	36	36	36	36	36	180
35	Medical college, S.A.S. Nagar	Punjab government	PWD (B&R)	EPC	400	-	80	80	80	80	80	400
36	Medical college, Gurdaspur	Punjab government	PWD (B&R)	EPC	400	-	80	80	80	80	80	400
37	Government Medical College, Kapurthala	Punjab government	PHSC	EPC	375	-	60	120	120	35	40	375
38	Providing infrastructural facilities in 4,094 government schools in Visakhapatnam district of Andhra Pradesh	Andhra Pradesh government	School Education Department - Samagra Siksha Abhiyaan		765	127	127	127	127	127	127	765
39	Provision of additional infrastructure to tribal welfare educational institutions	Andhra Pradesh government	Tribal Welfare Engineering Department	EPC	962	128	153	153	170	179	179	962
40	Project on various infrastructure works at Acharya Nagarjuna University	Andhra Pradesh government	Acharya Nagarjuna University, AP State Government University	EPC	195	39	-	-	-	-	-	39
41	Academic block and other buildings at Sri Padmavathi Mahila Viswa Vidyalayam	Andhra Pradesh government	NA	EPC	440							440
42	Additional infrastructure at Dravidian University	Andhra Pradesh government	Dravidian University, Kuppam	EPC	2,800	15	15	-	-	-	-	30
43	IT University	Andhra Pradesh government	Andhra Pradesh Industrial Infrastructure Corporation / Andhra Pradesh	EPC	350							350

Sr. no.	Project	Implementing agency	Name of implementing agency	Mode of implementation	Estimated TPC (Rs crore)	FY20	FY21	FY22	FY23	FY24	FY25	Total capital outlay FY20-FY25 (Rs crore)
Technology Services												
44	Construction of 100 residential school buildings for Mahatma Jyotiba Phule AP BC residential schools in Andhra Pradesh	Andhra Pradesh government		EPC	7,000	1,000	2,500	2,500	1,000	-	-	7,000
49	Arrangement of 300 smart class rooms in Mahatma Jyotiba Phule AP BC residential schools in Andhra Pradesh	Andhra Pradesh government		EPC	118	26	40	40	2	-	-	118
54	Infrastructure for capacity building, training research and development	Andhra Pradesh government	Municipal Administration & Urban Development	EPC	2,000	200	400	400	400	400	200	2,000
55	Corporation schools - Facilities modernisation & management programme - Chennai agglomeration	Tamil Nadu government	Greater Chennai Corporation	EPC	150							150
56	Upgradation and establishment of higher secondary schools	Tamil Nadu government	School Education Department	EPC	5,000							5,000
57	Vocational education and training to school children	Tamil Nadu government	L&E and School Education Department	EPC	6,000							6,000
58	Trade specialisation centre	Tamil Nadu government	L&E and industries	EPC	350							350
59	CCoE in auto and automotive technology, establishment of CoE and 5 linked technical skill development institutes	Tamil Nadu government	Industries and Higher Education Department	EPC	500							500
60	CoE for agricultural practices	Tamil Nadu government	Agriculture Department	EPC	400							400
61	CoE in social sciences	Tamil Nadu government	Higher Education Department	EPC	150							150

Sr. no.	Project	Implementing agency	Name of implementing agency	Mode of implementation	Estimated TPC (Rs crore)	FY20	FY21	FY22	FY23	FY24	FY25	Total capital outlay FY20-FY25 (Rs crore)
62	CoE for construction engineering	Tamil Nadu government	TN Skill Development Mission, L&E department, CREDAI, BAI, TN Construction Workers Welfare Board	EPC	250							250
63	Establishment of logistics university at Bheemunipatnam in Visakhapatnam district of Andhra Pradesh	Andhra Pradesh government	Andhra Pradesh Ports Department		1,037							1,037
64	Apex Training Institute and training of trainers (ToT) for skill development	State government/ union territories	Gujarat Skill Development Mission - Labour and employment department, GoG	EPC	100	33	33	33				99
65	TTWREIS	State government	TW, engineering department	EPC	660	110	110	110	110	110	110	660
63	TTWREIS	State government	TW, engineering department	E-tender	1,031	206	155	206	155	155	155	1,031
64	TTWREIS	State government	TW, engineering department	E-tender	713	143	107	143	107	107	107	713
65	Educational infrastructure development on climate change, energy efficiency and renewables	Central PSU	UD department, GoWB through EESL	PPP	500	150	150	200	-	-		500
Sub-total					40,806	3,560	6,163	5,705	3,437	1,894	1,838	37,871
Total					141,177	15,125	22,423	22,627	16,524	14,558	12,285	127,109

## Project list for Ministry of Health and Family Welfare

**Table 24 Project list for Ministry of Health and Family Welfare**

Total number of projects – 49; projects under implementation – 41; projects under conceptualisation – 8

Sr. no.	Project	Implementing agency	Name of implementing agency	Mode of implementation	Estimated TPC (Rs crore)	FY20	FY21	FY22	FY23	FY24	FY25	Total capital outlay FY20-FY25 (Rs crore)
<b>Projects under implementation</b>												
1	AIIMS Mangalagiri	Central PSU	HSCC	EPC	1,618	250	450	533	-	-	-	1,233
2	AIIMS Nagpur	Central PSU	HSCC	EPC	1,577	344	400	454	-	-	-	1,198
3	AIIMS Kalyani	Central PSU	HSCC	EPC	1,754	287	450	607	-	-	-	1,344
4	AIIMS Gorakhpur	Central PSU	HITES	EPC	1,011	287	210	218	-	-	-	715
5	AIIMS Bathinda	Central PSU	HITES	EPC	925	230	250	211	-	-	-	691
6	AIIMS Guwahati	Central PSU	HITES	EPC	1,123	175	400	436	-	-	-	1,011
7	AIIMS Bilaspur	Central PSU	NBCC	EPC	1,471	259	300	350	357	-	-	1,266
8	AIIMS Deoghar	Central PSU	NBCC	EPC	1,103	206	200	250	300	138	-	1,094
9	AIIMS Jammu	Central PSU	CPWD	EPC	1,661	80	200	300	450	583	-	1,613
10	AIIMS Kashmir	Central PSU	CPWD	EPC	1,828	-	200	300	400	500	386	1,786
11	AIIMS Madurai	Central PSU	Yet to be appointed	EPC	1,264	-	200	300	400	359	-	1,259
12	AIIMS Rae Bareli	Central PSU	HSCC	EPC	823	250	300	32	-	-	-	582
13	AIIMS Rajkot	Central PSU	HSCC	EPC	1,195	-	200	300	400	290	-	1,190
14	AIIMS Bibinagar	Central PSU	HITES	EPC	1,028	-	200	300	400	123	-	1,023
15	AIIMS Bihar	Central PSU		EPC	1,200	-	10	290	400	400	100	1,200
16	AIIMS Haryana	Central PSU		EPC	1,299	-	50	250	400	500	100	1,300
17	Upgradation of 39 government medical colleges (Phase III)	Central PSU	CPWD/HSCC/HITES	EPC	6,239	981	1,000	-	-	-	-	1,981

Sr. no.	Project	Implementing agency	Name of implementing agency	Mode of implementation	Estimated TPC (Rs crore)	FY20	FY21	FY22	FY23	FY24	FY25	Total capital outlay FY20-FY25 (Rs crore)
18	Upgradation of 13 government medical colleges (Phase IV)	Central PSU	CPWD/bridge & roof/HITES	EPC	2,600	800	1,000	510	-	-	-	2,310
19	Upgradation of 4 government medical colleges (Phase V)	Central PSU	CPWD	EPC	647	300	117	100	-	-	-	517
20	Establishment of National Centre of Ageing (NCA) at AIIMS, New Delhi, under National Programme for the Health Care of the Elderly (NPHCE), Department of Health & Family Welfare, Ministry of Health & Family Welfare	Central government	AIIMS, New Delhi through HSCC	EPC	127	38	-	-	-	-	-	38
21	Establishment of NCA at Madras Medical College, Chennai, Tamil Nadu under NPHCE, Department of Health & Family Welfare, Ministry of Health & Family Welfare	Central government	Madras Medical College, Chennai, Tamil Nadu, through PWD, building construction, medical works, Chennai	EPC	127	25						25
22	Construction of New Hostel Block, ABVIMS, Dr RML Hospital, New Delhi	Central PSU	HSCC	EPC	178	75	53	-	-	-	-	128
23	NHM infrastructure support to states/union territories for construction of primary healthcare facilities and upgradation of sub-health centres and primary health centres into Ayushman Bharat	State government/ union territories	State government	EPC	1,200	400	400	400	-	-	-	1,200

Sr. no.	Project	Implementing agency	Name of implementing agency	Mode of implementation	Estimated TPC (Rs crore)	FY20	FY21	FY22	FY23	FY24	FY25	Total capital outlay FY20-FY25 (Rs crore)
	Health and Wellness Centres (AB-HWCs)											
24	Construction of super specialty block (SSB), ABVIMS, Dr RML Hospital, New Delhi	Central PSU	CPWD	EPC	573	300	273	-	-	-	-	573
25	Construction of OPD, ID, A&E, Oncology & Academic Block under comprehensive redevelopment plan for Lady Hardinge Medical College & Associated Hospitals, New Delhi	Central PSU	HSCC	EPC	704	360	130	-	-	-	-	490
26	JIPMER New Karaikal Campus - Phase I	Central government	CPWD	EPC	491	55	210	226	-	-	-	491
27	Expansion of Sports Injury Centre, Safdarjung Hospital, New Delhi-29	Central PSU	NBCC	EPC	483	150	282	-	-	-	-	432
28	Development of Regional Institute of Paramedical and Nursing Sciences (RIPANS), Aizawl, Mizoram	State government/ union territories	RIPANS	EPC	480	4	81	147	123	77	48	480
29	Setting up of satellite centre of PGIMER at Sangrur (Punjab)	Central PSU	HSCC	EPC	449	80	196					276
30	Setting up of 300 bed Advanced Neurosciences Centre at PGIMER, Chandigarh	Central PSU	HSCC	EPC	495	136	220	88	27			472
31	Setting up of Phase I (300 beds) of Advanced Mother & Child Centre at PGIMER, Chandigarh	Central PSU	HITES	EPC	485	139	163	92	45	45		484

Sr. no.	Project	Implementing agency	Name of implementing agency	Mode of implementation	Estimated TPC (Rs crore)	FY20	FY21	FY22	FY23	FY24	FY25	Total capital outlay FY20-FY25 (Rs crore)
32	Setting up of PGIMER Satellite Centre at Una, Himachal Pradesh	Central PSU	To be selected	EPC	495	5	36	157	134	78	87	496
33	NEIGRIHMS (Shillong)	Central PSU	HSCC	EPC	364	161	-	-	-	-	-	161
34	OPD block at Masjid Moth (Approved cost Rs 573.00 crore)	Central PSU	HSCC	EPC	435	65	-	-	-	-	-	65
35	National Cancer Institute i/c other packages (Approved cost - Rs 2,035 crore)	Central PSU	HSCC	EPC	1,100	143	-	-	-	-	-	143
36	Geriatrics block	Central PSU	HSCC	EPC	156	76	-	-	-	-	-	76
37	Mother & child block	Central PSU	HSCC	EPC	290	40	-	-	-	-	-	40
38	Redevelopment of different campuses of AIIMS— (Approved cost by Cabinet - Rs 4,441 crore ) (financing through monetisation of a part of land)	Central PSU	NBCC	EPC	4,441	201	816	1,226	1,752	438	-	4,433
39	CSS for establishment of new medical colleges attached with existing district/referral hospitals	State government/ union territories		EPC	41,337	8,200	11,207	9,900	-	-	-	29,307
40	CSS for upgradation of existing state government/central government medical colleges to increase MBBS seats in the country	State government/ union territories		EPC	12,000	1,868	3,767	4,115	-	-	-	9,750
41	CSS for strengthening and up-gradation of state government medical colleges for starting new	State government/ union territories		EPC	6,298	1,233	1,616	1,985	-	-	-	4,834

Sr. no.	Project	Implementing agency	Name of implementing agency	Mode of implementation	Estimated TPC (Rs crore)	FY20	FY21	FY22	FY23	FY24	FY25	Total capital outlay FY20-FY25 (Rs crore)
	PG disciplines and increasing PG seats											
<b>Projects under conceptualisation</b>												
1	AIIMS Karnataka	Central PSU		EPC	1,200	-	-	10	290	400	500	1,200
2	AIIMS Kerala	Central PSU		EPC	1,200	-	-	10	290	400	500	1,200
3	AIIMS Sikkim	Central PSU		EPC	1,200	-	-	10	290	400	500	1,200
4	AIIMS Tripura	Central PSU		EPC	1,200	-	-	10	290	400	500	1,200
5	AIIMS Goa	Central PSU		EPC	1,200	-	-	10	290	400	500	1,200
6	Establishment of geriatric care and rehabilitation centre just like NCA at Post Graduate Institute of Medical Education & Research, Chandigarh under NPHCE, Department of Health & Family Welfare, Ministry of Health & Family Welfare	Central government	Post Graduate Institute of Medical Education & Research, Chandigarh	EPC	470	50	200	220	-	-	-	470
7	NEIGRIHMS ( SHILLONG)	Central PSU	HSCC	EPC	177	50	60	67	-	-	-	177
8	Redevelopment of Ansari Nagar – (Approved for pre-investment activities of Rs 515 crore Total cost – 10,345 crore)	Central government	AIIMS	EPC	10,345	250	265	2,500	2,500	2,500	2,330	10,345
<b>Total</b>						<b>18,554</b>	<b>26,111</b>	<b>26,914</b>	<b>9,537</b>	<b>8,030</b>	<b>5,550</b>	<b>94,697</b>

## States' data - Project list for Health and Family Welfare

**Table 25 States' data - Project list for Health and Family Welfare**

Total number of projects – 144; projects under implementation – 65; projects under development – 35; projects under conceptualization – 44

Sr. no.	Project	Implementing agency	Name of implementing agency	Mode of implementation	Estimated TPC (Rs crore)	FY20	FY21	FY22	FY23	FY24	FY25	Total capital outlay FY20-FY25 (Rs crore)
<b>Project under implementation</b>												
1	100/50/200/300 bed hospital	Uttar Pradesh government	UPRNN AVP CDS (Jal Nigam) PACFAD UPPCL		1,139	150	150	62	-	-	-	362
2	CHC	Uttar Pradesh government	UPRNN AVP CDS (Jal Nigam) PACFAD UPPCL UPSIDCO		636	80	80	23	-	-	-	183
3	PHC	Uttar Pradesh government	UPRNN AVP CDS (Jal Nigam) PACFAD UPPCL UPSIDCO		269	50	50	26	-	-	-	126
4	Construction of prefabricated drug warehouse	Uttar Pradesh government		EPC	731	150	581					731
5	Health and wellness centre	Uttar Pradesh government		EPC	1,277	350	350	350	227			1,277
6	Transit nurses hospital in KGMU, Lucknow	Uttar Pradesh government	UPRNN	EPC	139	53	-	-	-	-	-	53
7	New block hostel in KGMU, Lucknow	Uttar Pradesh government	UPRNN	EPC	109	-						-
8	500 bed superspecialty hospital, SAIFAI	Uttar Pradesh government	UPRNN	EPC	537	142						142

Sr. no.	Project	Implementing agency	Name of implementing agency	Mode of implementation	Estimated TPC (Rs crore)	FY20	FY21	FY22	FY23	FY24	FY25	Total capital outlay FY20-FY25 (Rs crore)
9	300 bed obs and gyny block , SAIFAI	Uttar Pradesh government	UPRNN	EPC	177	108						108
10	eEmergency medicine and renal transplant centre in SGPGI	Uttar Pradesh government	UPRNN	EPC	326	208						208
11	Cancer institute, Lucknow	Uttar Pradesh government	UPRNN	EPC	855	171						171
12	Academic block in RMLIMS, Lucknow	Uttar Pradesh government	UPRNN	EPC	383	17						17
13	Building in Gomti Nagar extension for RMLIMs, Lucknow	Uttar Pradesh government	UPRNN	EPC	180	108						108
14	500 bed hospital in Jhansi	Uttar Pradesh government	UPRNN	EPC	138	11						11
15	Paramedical training college in Jhansi	Uttar Pradesh government	UPRNN	EPC	404	47						47
16	500 bed paediatric hospital in Gorakhpur	Uttar Pradesh government	UPRNN	EPC	274	21						21
17	Government Medical College, Azamgarh	Uttar Pradesh government	UPRNN	EPC	497	25						25
18	Government Medical College, Ambedkarnagar	Uttar Pradesh government	UPRNN	EPC	496	25						25
19	Cancer institute in medical college, Kannauj	Uttar Pradesh government	UPRNN	EPC	163	20						20
20	cCardiological institute in medical college, Kannauj	Uttar Pradesh government	UPRNN	EPC	134	19						19
21	Paramedical institute, Kannauj	Uttar Pradesh government	UPRNN	EPC	228	37						37

Sr. no.	Project	Implementing agency	Name of implementing agency	Mode of implementation	Estimated TPC (Rs crore)	FY20	FY21	FY22	FY23	FY24	FY25	Total capital outlay FY20-FY25 (Rs crore)
22	Autonomous state medical university, Basti	Uttar Pradesh - Joint venture	UPRNN	EPC	198	17						17
23	Autonomous state medical university, Ayodhya	Uttar Pradesh - Joint venture	UPRNN	EPC	196	22						22
24	Autonomous state medical university, Behraich	Uttar Pradesh - Joint venture	UPRNN	EPC	198	27						27
25	Autonomous state medical university, Shahjahanpur	Uttar Pradesh - Joint venture	UPRNN	EPC	193	14						14
26	Autonomous state medical university, Firozabad	Uttar Pradesh - Joint venture	UPRNN	EPC	193	25						25
27	Medanta Hospital, Noida	Uttar Pradesh - Private sector	Private sector		1,100	363	363	363				1,089
28	Pegasus Hospital & Healthcare, Saharanpur	Uttar Pradesh - Private sector	Private sector		100	33	33	33				99
29	Establishment of multi-specialty hospital at Sector 67, Gurugram	Haryana - Private	Private sector	PPP	250	50	100	100				250
30	Construction of government dental college in the premises of Saheed Hasan Khan Mewati Government Medical College at Nalhar in Nuh district	Haryana government	HSRDC	PPP	250	125	125					250
31	Contraction work of Shri Krishna Ayush University, Kurukshetra.	Haryana government	State PSU/ state parastatal or nodal agency	EPC	383	191	115	77				383
32	Remodelling of 94 Delhi government dispensaries in	Delhi government	PWD	EPC	169	60	99					159

Sr. no.	Project	Implementing agency	Name of implementing agency	Mode of implementation	Estimated TPC (Rs crore)	FY20	FY21	FY22	FY23	FY24	FY25	Total capital outlay FY20-FY25 (Rs crore)
	different districts of Delhi into polyclinics (Phase I & II)											
33	Construction of new hospital at Burari (revision)	Delhi government	PWD	EPC	266	40	10					50
34	Construction of 700 bed Indira Gandhi Hospital at Sector 9, Dwarka	Delhi government	PWD, GNCTD	EPC	862	100	262					362
35	GMC Chandrapur Construction	Maharashtra government	HSCC INDIA Limited	EPC	664	376	288	-	-	-	-	664
36	JJ superspeciality 1,000 bed hospital construction	Maharashtra government	PWD of state	EPC	779	25	375	254	125	-	-	779
37	100 bed cancer hospital at Chandrapur	Maharashtra government	Tata Trust through Harsh Construction	PPP	318	20	170	20	20	20	20	270
38	Creating Mordent Cancer Treatment of Facilities and upgradation of radiotherapy department at Government Medical College, Nagpur	Maharashtra government	NMRDA	EPC	187	-	40	147	-	-	-	187
39	Proposed GMC at Satara	Maharashtra government	State PWD	EPC	800	-	200	400	200	-	-	800
40	OP transformation of DH/GH/THs	Kerala government			100							100
41	Construction of Super Specialty Block, Government Medical College, Ernakulam	Kerala - Private	INKEL	EPC	369							369

Sr. no.	Project	Implementing agency	Name of implementing agency	Mode of implementation	Estimated TPC (Rs crore)	FY20	FY21	FY22	FY23	FY24	FY25	Total capital outlay FY20-FY25 (Rs crore)
42	Construction of Mother and Child Block in Government Medical College, Thrissur	Kerala - Private	INKEL	EPC	278							278
43	Health and wellness centres (7458)	Andhra Pradesh government	APMSIDC	EPC	1,865	622	622	621	-	-	-	1,865
44	Construction of nursing colleges (14)	Andhra Pradesh government	APMSIDC	EPC	350	175	175	-	-	-	-	350
45	Superspecialty hospitals (7 tribal areas )	Andhra Pradesh government	APMSIDC	EPC	1,224	408	408	408	-	-	-	1,224
46	Superspecialty hospitals (7 medical colleges)	Andhra Pradesh government	APMSIDC	EPC	1,224	408	408	408	-	-	-	1,224
47	Cancer hospitals (5)	Andhra Pradesh government	APMSIDC	EPC	624	208	208	208	-	-	-	624
48	Central drug stores (12)	Andhra Pradesh government	APMSIDC	EPC	144	72	72	-	-	-	-	144
49	Ayush medical colleges (3)	Andhra Pradesh government	APMSIDC	EPC	750	250	250	250	-	-	-	750
50	Strengthening of rural veterinary institutions including mobile veterinary & lab services	Andhra Pradesh government	Animal Husbandry Department	EPC	1,000	250	250	250	250			1,000

Sr. no.	Project	Implementing agency	Name of implementing agency	Mode of implementation	Estimated TPC (Rs crore)	FY20	FY21	FY22	FY23	FY24	FY25	Total capital outlay FY20-FY25 (Rs crore)
51	Superspecialty hospital, Chhindwara	Madhya Pradesh government	Medical education	EPC	1,423	334	368	401	320	-	-	1,423
52	Establishment of hospital in Gwalior & Bhopal	Madhya Pradesh government	Medical education	EPC	612	79	87	95	76	-	-	336
53	MP hospital infrastructure (Total Projects - 19)	Madhya Pradesh government	Health	EPC	495	26	66	90	72	117	111	482
54	Construction/upgradation of 333 PHC buildings across MP	Madhya Pradesh government	Health	EPC	101	5	14	19	15	25	23	101
55	Ayush department buildings (Strengthening Ayurveda administration - 100 and 46, 7 Ayush colleges, Aushadhalaya)	Madhya Pradesh government	PWD	EPC	180	17	21	20	21	24	26	128
56	Construction of health infrastructure, Improvement of 33 - One Stop Centres for (a foreign aided scheme of WCD), 8 centres under Tribal Sub-Plan Article 275 (A)	Madhya Pradesh government	PWD	EPC	100	11	13	12	13	15	17	81
57	BConstruction of 19 PHCs/ housing units, 31 CHCs/SHCs/PHCs,	Madhya Pradesh government	PWD	EPC	102	10	12	12	12	14	15	75
58	Construction of 32 hospital and dispensary buildings	Madhya Pradesh government	PWD	EPC	358	35	43	41	43	49	54	264

Sr. no.	Project	Implementing agency	Name of implementing agency	Mode of implementation	Estimated TPC (Rs crore)	FY20	FY21	FY22	FY23	FY24	FY25	Total capital outlay FY20-FY25 (Rs crore)
59	Master planning of Government Medical College, Rajkot	State government		EPC	250	-	25	50	50	50	75	250
60	Master planning of Government Medical College, Jamnagar	State government		EPC	150	-	10	30	30	40	40	150
61	Establishment of new government medical college & hospital at Siddipet	State PSU	TSMSIDC	EPC	320	100	150	70	--	--	--	320
62	Construction of government medical college & hospital at Yedira in Mahabubnagar district	State PSU	TSMSIDC	EPC	320	100	150	70	--	--	--	320
63	Establishment of new government medical college & hospital at Nalgonda	State PSU	TSMSIDC	EPC	275	10	100	70	50	43		273
64	Establishment of new government medical college & hospital at Suryapet	State PSU	TSMSIDC	EPC	464	52	104	100	100	82		438
65	Upgradation of 11 primary tier hospitals	State PSU/ state parastatal or nodal agency	P.W.D	EPC	221	100	100	21				221
Sub-total					29,482	6,552	7,045	5,098	1,623	478	381	21,925
Projects under development												
1	Medical college and hospital, Khunti	Jharkhand government	Jharkhand State Building Construction Corporation Limited, Ranchi		325							325

Sr. no.	Project	Implementing agency	Name of implementing agency	Mode of implementation	Estimated TPC (Rs crore)	FY20	FY21	FY22	FY23	FY24	FY25	Total capital outlay FY20-FY25 (Rs crore)
2	Medical college and hospital, Giridih	Jharkhand government	Jharkhand State Building Construction Corporation Limited, Ranchi		325							325
3	Construction of dormitory at district hospitals	Karnataka government	Health Department, Engineering Wing	EPC	521	175	175	171	-	-		521
4	Construction of additional floors over ongoing construction at District Hospital	Karnataka government	Health Department, Engineering Wing	EPC	160	40	60	40	20			160
8	Construction of new 460 bed Mother & Child Hospital block at Lal Bahadur Shastri Hospital (LBS), Khichripur	Delhi government	PWD	EPC	144	100	44					144
9	Addition & remodelling work for cancer block, maternity block at Satyawadi Raja Harishchandra Hospital, Narela, Delhi	Delhi government	PWD	EPC	221	25	100	75	20			220
10	Expansion and remodelling of Jag Pravesh Chandra Hospital at Shastri Park, Delhi. Cabinet has approved the proposal	Delhi government	PWD	EPC	190	100	90					190
11	Construction of new block for medicine, maternity and advanced paediatric centre at LN Hospital, New Delhi	Delhi government	PWD	EPC	534	25	215	215	79			534
12	Addition and remodelling work of Bhagwan Mahavir Hospital at	Delhi government	PWD	EPC	150	100	40					140

Sr. no.	Project	Implementing agency	Name of implementing agency	Mode of implementation	Estimated TPC (Rs crore)	FY20	FY21	FY22	FY23	FY24	FY25	Total capital outlay FY20-FY25 (Rs crore)
	Pitampura, Delhi, including water supply, sanitary installations, electrical installation, HVAC, low side, fire alarm, and fire fighting system, etc.											
13	Construction of new trauma centre block (B+G+9 Storey) and utility block consisting of 386 beds in Sanjay Gandhi Memorial Hospital, Mangolpuri, New Delhi	Delhi government	PWD	EPC	118	68	35					103
14	Construction of mother & child hospital (B+G+8 storey) consisting of 463 beds at Dr Babasaheb Ambedkar Hospital, Rohini, New Delhi	Delhi government	PWD	EPC	195	117	50					167
15	Construction of hospital block at Guru Gobind Singh Government Hospital at Raghbir Nagar, New Delhi	Delhi government	PWD	EPC	172	115	57					172
16	Construction of hospital at Madipur, New Delhi	Delhi government	PWD	EPC	320	15	130	115	60			320
17	Construction of hospital at Hastal, New Delhi	Delhi government	PWD	EPC	320	15	130	115	60			320
18	Construction of hospital at Jwalapuri, New Delhi	Delhi government	PWD	EPC	320	15	130	115	60			320

Sr. no.	Project	Implementing agency	Name of implementing agency	Mode of implementation	Estimated TPC (Rs crore)	FY20	FY21	FY22	FY23	FY24	FY25	Total capital outlay FY20-FY25 (Rs crore)
19	Construction of hospital infrastructure in Chandigarh (Total Projects – 7)	Chandigarh			214							214
20	Construction of regional trauma centre in Sector 53	Chandigarh			250							250
21	Construction of Taluk Hospital, Chettikad, Alappuzha	Kerala government	HLL Infra Tech Services Limited (HIITES )	EPC	119							119
22	DH Nedumkandam, Idukki district	Kerala government	HIITES	EPC	149							149
23	General Hospital, Alappuzha	Kerala government	HIITES	EPC	117							117
24	Taluk Hospital, Payyannur	Kerala government	HIITES	EPC	104							104
25	Taluk Hospital, Pulimkunnu, Alappuzha	Kerala government	INKEL	EPC	144							144
26	General Hospital, Kottayam	Kerala government	INKEL	EPC	220							220
27	Government Victoria Hospital for Women and Children, Kollam	Kerala government	KSEB	EPC	109							109
28	GH, Kozhkode	Kerala government	INKEL	EPC	177							177
29	Major construction works under DHS	Kerala government	PWD	EPC	250							250
30	Development of infrastructure facilities for all government medical institutions in	Andhra Pradesh government	APMSIDC	EPC	1,865	-	373	373	559	560	-	1,865

Sr. no.	Project	Implementing agency	Name of implementing agency	Mode of implementation	Estimated TPC (Rs crore)	FY20	FY21	FY22	FY23	FY24	FY25	Total capital outlay FY20-FY25 (Rs crore)
	Visakhapatnam district, Andhra Pradesh											
31	Veterinary Biological Research Institute (vaccine production, disease investigation & quality control)	Andhra Pradesh government	Animal Husbandry Department	EPC	100	40	30	30	-	-	-	100
32	Installation of LINACs in medical colleges of Madhya Pradesh through PPP mode	Madhya Pradesh government	Medical education	PPP	154	154	-	-	-	-	-	154
33	Installation of CT MRI diagnostic facility in 11 medical colleges of the state	Madhya Pradesh government	Medical education	PPP	110	110	-	-	-	-	-	110
34	Proposed GMC at Nandurbar	Maharashtra government	State PWD	EPC	800	-	200	400	200	-	-	800
35	Shifting of hospital and other infrastructure development at different SD Hospital and BPHC in Kurseong Block	State PSU/ state parastatal or nodal agency	GTA	EPC	150	50	50	50				150
Sub-total					9,045	1,264	1,909	1,699	1,057	560	-	8,991
Projects under conceptualisation												
1	500 bed medical college & hospital with capacity of 100 MBBS students	Jharkhand government	Jharkhand State Building Construction Corporation Limited, Ranchi	PPP mode	351							351
2	Medical educational hub, including (i) Nursing college (ii) pharmaceutical college and (iii) Paramedical college	Jharkhand government	Jharkhand State Building Construction	PPP mode	120							120

Sr. no.	Project	Implementing agency	Name of implementing agency	Mode of implementation	Estimated TPC (Rs crore)	FY20	FY21	FY22	FY23	FY24	FY25	Total capital outlay FY20-FY25 (Rs crore)
			Corporation Limited, Ranchi									
3	Superspecialty centres of excellence for NCDs	Jharkhand government	Jharkhand State Building Construction Corporation Limited, Ranchi	PPP mode	178							178
4	AYUSH Centre - Intake 50 (BHMS/BAMS/BUMS) admissions with hospital of 100 beds	Jharkhand government	Jharkhand State Building Construction Corporation Limited, Ranchi	PPP mode	107							107
5	Upgradation (with renovation of existing building as required) of up to 200 beds at district hospitals	Jharkhand government	Jharkhand State Building Construction Corporation Limited, Ranchi		352							352
6	Construction of new hospital block at Deendayal Upadhyaya Hospital, Hari Nagar, New Delhi	Delhi government	PWD, GNCTD	EPC	300	100	150	50				300
7	GMC Jalgaon, construction	Maharashtra government	HSCC INDIA Limited	EPC	458	-	140	180	138	-	-	458
8	GMC Gondiya, construction	Maharashtra government		EPC	448	-	140	180	138	-	-	458
9	Proposed GMC at Mumbai city	Maharashtra government	State PWD	EPC	800	-	200	400	200	-	-	800
10	Proposed GMC at Alibaug	Maharashtra government	State PWD	EPC	800	-	200	400	200	-	-	800
11	Proposed GMC at Parbhani	Maharashtra government	State PWD	EPC	800	-	200	400	200	-	-	800

Sr. no.	Project	Implementing agency	Name of implementing agency	Mode of implementation	Estimated TPC (Rs crore)	FY20	FY21	FY22	FY23	FY24	FY25	Total capital outlay FY20-FY25 (Rs crore)
12	Proposed GMC at Buldhana	Maharashtra government	State PWD	EPC	800	-	200	400	200	-	-	800
13	Proposed GMC at Sindhudurg	Maharashtra government	State PWD	EPC	800	-	200	400	200	-	-	800
14	Proposed GMC at Nashik	Maharashtra government	State PWD	EPC	800	-	200	400	200	-	-	800
15	Proposed GMC at Amravati	Maharashtra government	State PWD	EPC	800	-	200	400	200	-	-	800
16	Proposed GMC at Osmanabad	Maharashtra government	State PWD	EPC	800	-	200	400	200	-	-	800
17	Proposed GMC at Palghar	Maharashtra government	State PWD	EPC	800	-	200	400	200	-	-	800
18	Augmentation of health infrastructure in tribal area of Visakhapatnam district (sub-centre buildings, PHC building renovation, doctors & staff quarters, pregnant women hostels, MPHWF training school, Dr YSR Tribal Medical College at Paderu, Upgradation of community health centres, TB and malaria wards, drug storage, compound walls for PHCs, nutrition rehabilitation centre)	Andhra Pradesh government	Andhra Pradesh Medical Service and Infrastructure Development Corporation	EPC	134	20	20	24	20	25	25	134
19	Setting up of incubation centres in all districts	Andhra Pradesh government	AP Food Processing Society (APFPS)	EPC	195	33	32	33	33	33	33	195

Sr. no.	Project	Implementing agency	Name of implementing agency	Mode of implementation	Estimated TPC (Rs crore)	FY20	FY21	FY22	FY23	FY24	FY25	Total capital outlay FY20-FY25 (Rs crore)
20	Construction of CHCs/Ahs (175) in the state	Andhra Pradesh government	APMSIDC	EPC	848	424	424	-	-	-	-	848
21	Strengthening of existing teaching hospitals (11)	Andhra Pradesh government	APMSIDC	EPC	4,891	1,223	1,223	1,223	1,222	-	-	4,891
22	Construction of new anganwadi buildings in 11 tribal blocks in Visakhapatnam district	Andhra Pradesh government	Panchayatraj engineering department	EPC	154	-	31	31	31	31	30	154
23	Government medical colleges in all districts	Tamil Nadu government	Health and Family Welfare Department	EPC	1,000							1,000
24	Ten new private medical colleges across the state	Tamil Nadu government	Director of Medical Education/Private education institute	PPP	1,500							1,500
25	Five world-class nursing training institutes (Chennai, Coimbatore, Thanjavur, Madurai, Tirunelveli)	Tamil Nadu government	Director of Medical Education	EPC	250							250
26	SDisaster management and trauma care network across the state	Tamil Nadu government	Health and Family Welfare Department	EPC	500							500
27	Strengthening of the PHC/UHC/CHC/taluka hospitals across the state	Tamil Nadu government	Director of Medical Education	EPC	1,500							1,500
28	Strengthening of existing medical colleges	Tamil Nadu government	Director of Medical Education	EPC	750							750

Sr. no.	Project	Implementing agency	Name of implementing agency	Mode of implementation	Estimated TPC (Rs crore)	FY20	FY21	FY22	FY23	FY24	FY25	Total capital outlay FY20-FY25 (Rs crore)
29	Upgradation of district hospitals in MP (Total Project -	Madhya Pradesh government	State PSU/ state parastatal or nodal agency	EPC	162	8	22	30	24	39	37	162
30	Construction/upgradation of new community health centre (70)	Madhya Pradesh government	State PSU/ state parastatal or nodal agency	EPC	241	13	33	45	36	59	56	241
31	Construction/upgradation of new PHC (329)	Madhya Pradesh government	State PSU/ state parastatal or nodal agency	EPC	494	26	68	92	74	120	114	494
32	Construction/upgradation of new sub-health centre (308) and maternity wing (23)	Madhya Pradesh government	State PSU/ state parastatal or nodal agency	EPC	106	6	15	20	16	26	24	106
33	Construction/upgradation of Civil Hospital (200 beds), Mandleshwar	Madhya Pradesh government	State PSU/ state parastatal or nodal agency	EPC	171	9	24	32	26	42	39	171
34	Addition of 100 beds in each district hospital (52 districts)	Madhya Pradesh government	State PSU/ state parastatal or nodal agency	EPC	988	52	136	184	148	240	228	988
35	Stem cell building at new civil hospital campus, Surat – Phase II (finishing work)	State government		EPC	149	40	52	-	-	-	-	92
36	Superspecialty hospital block at GMERS Medical College, Sola, Ahmedabad	State government		EPC	260	90	110	60	-	-	-	260
38	Hospital building at GMERS Medical College & Hospital, Gandhinagar	State government		EPC	210	70	100	40	-	-	-	210

Sr. no.	Project	Implementing agency	Name of implementing agency	Mode of implementation	Estimated TPC (Rs crore)	FY20	FY21	FY22	FY23	FY24	FY25	Total capital outlay FY20-FY25 (Rs crore)
39	Rural health (CHC-13, PHC-81 & SC-521)	State government		EPC	272	100	172	-	-	-	-	272
40	Construction of new building blocks for Osmania General Hospital at Afzalgunj, Hyderabad	State PSU	TSMSIDC	EPC	250	20	100	100	30	--	--	250
41	Construction of new OP & IP blocks with all infrastructure facilities at NIMS, Panjagutta, Hyderabad	State PSU	TSMSIDC	EPC	500	50	100	100	100	100	50	500
42	Construction of new OP & IP blocks with all infrastructure facilities at Chest Hospital, Erragadda, Hyderabad	State PSU	TSMSIDC	EPC	250	20	100	100	30	--	--	250
43	Construction of new building blocks for Fever Hospital, Nallakunta, Hyderabad	State PSU	TSMSIDC	EPC	120	20	40	50	10	--	--	120
44	Construction of super specialty building blocks at Niloufer Hospital, Red Hills, Hyderabad	State PSU	TSMSIDC	EPC	150	30	50	50	20	--	--	150
Sub-total					25,453	2,349	5,067	6,203	3,878	689	612	25,406
Total					63,980	10,165	14,021	13,000	6,558	1,726	993	56,322

# INDUSTRIAL INFRASTRUCTURE SECTOR

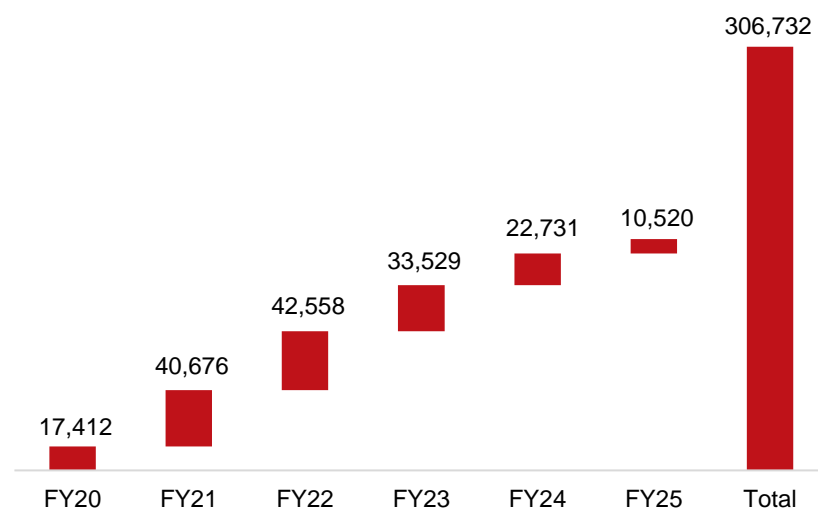


## Industrial infrastructure sector projects - Analytics

### Planned capital expenditure

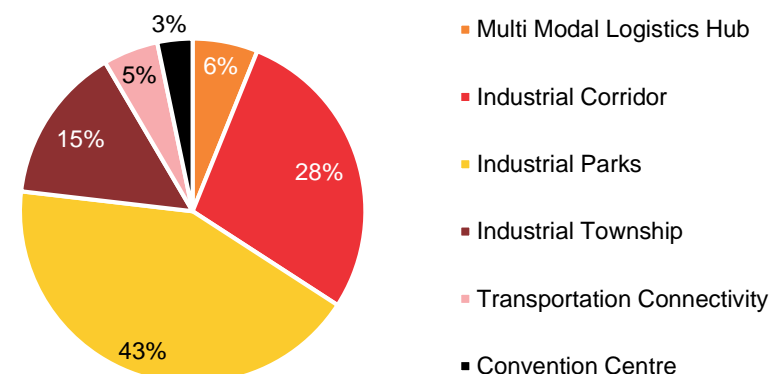
An overall estimated capital expenditure of Rs 306,732 crore would be incurred in the industrial infrastructure sector during the period FY20 to FY25.

**Figure 51 Capital outlay over FY20-FY25 (Rs crore)<sup>11</sup>**



<sup>11</sup> Total capital outlay includes projects for which year-wise phasing is not provided.

**Figure 52 Nature of projects to be implemented over FY20-FY25 (total value: Rs 306,732 crore)**



### Industrial corridor / industrial parks

Various industrial corridors are being constructed in India with an aim to significantly enhance India's competitiveness in manufacturing by creating world-class infrastructure facilities and reducing logistics cost. The projects aim to create various industrial cities by leveraging the connectivity backbone provided by rail (dedicated freight corridors) and road. Various corridors being developed include Delhi-Mumbai Industrial Corridor, Chennai-Bengaluru Industrial Corridor, and Amritsar-Kolkata Industrial Corridor. Industrial corridors planned will offer effective integration between the industry and infrastructure, leading to overall economic and social development. Several industrial parks are also being developed within these industrial corridors focusing on catering to different industrial clusters such as electronic manufacturing clusters, industrial manufacturing clusters, IT parks, finance parks, and textile parks. Overall, an estimated capital expenditure of Rs 216,966 crore would be incurred by FY25 to develop various industrial corridors and parks.

## Multi-modal logistics hubs/ transportation connectivity

With an aim to boost India's logistical efficiency, several multi-modal logistics hubs are being planned to boost India's manufacturing competitiveness. Presence of multi-modal logistics hubs is expected to reduce transportation and warehousing costs. An estimated capital expenditure of ~Rs 18,750 crore would be incurred during FY20 to FY25 to boost transportation connectivity to various industrial corridors being developed over the next few years.

## Industrial townships

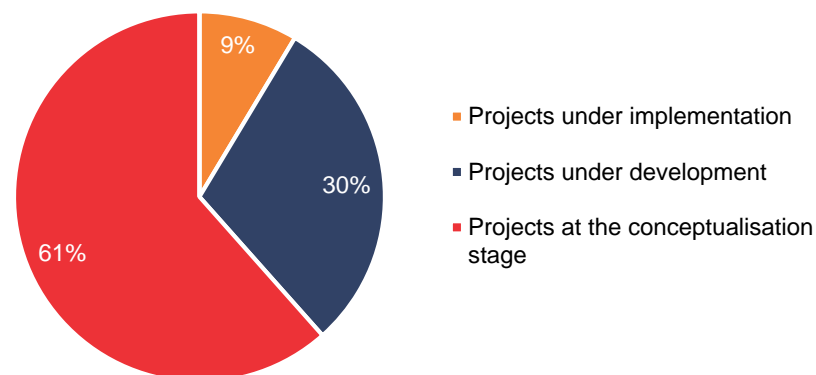
With focus on planned urbanisation and inclusive development, several integrated industrial townships are being developed. These townships will house the new workforce needed to power manufacturing in turn leading to planned urbanisation. An estimated capital expenditure of Rs 45,000 crore would be incurred during FY20 to FY25 in developing such integrated industrial townships.

## Convention centres

World-class exhibition cum convention centres are being developed to provide strong stimulus to the international and domestic industry players. The major projects currently being undertaken are India International Convention Centre being developed in New Delhi and Kerala International Exhibition Centre in Kochi. Overall, an estimated capital expenditure of Rs 10,100 crore would be incurred during FY20 to FY25 to develop world-class convention centres.

## Progress made so far

**Figure 53 Breakdown by stage of project implementation as on Oct 31, 2019 (total value: Rs 306,732 crore)**



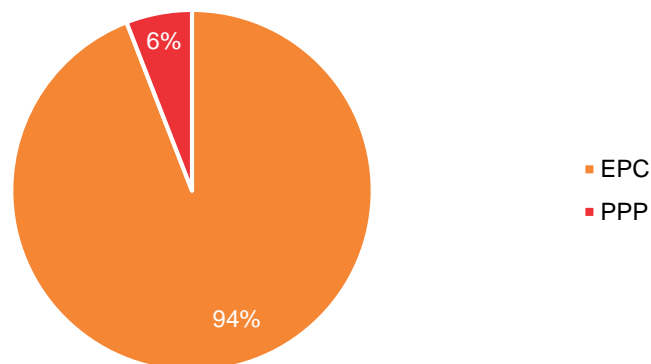
At present, projects utilising 61% of the capital outlay are in the conceptualisation stage. Most of the industrial corridors planned to be built are still in the conceptualisation stage. Many of the industrial manufacturing clusters planned are also in the conceptualisation stage. The major projects in the conceptualisation stage include development of Madurai-Thoothukudi Industrial Corridor (Rs 31,000 crore); Ranipet-Hosur Industrial Corridor (Rs 20,000 crore); Chennai-Trichy Industrial Corridor (Rs 20,000); Chennai-Ranipet Industrial Corridor (Rs 17,000 crore); Mass Rapid Transport System (MRTS) from Ahmedabad to Dholera (Rs 6,100 crore); and Kannur node as part of Kochi-Bengaluru Industrial Corridor (Rs 5,550 crore).

The major projects under implementation include development of Shendra Bidkin industrial area under the Delhi-Mumbai Industrial Corridor project (Rs 7,300 crore); construction of India International Convention and Expo Centre in New Delhi (Rs 6,440 crore); and development of Dholera special investment region under Delhi Mumbai Industrial Corridor (DMIC) project (Rs 2,700 crore).

The major projects under development include multi-modal logistics hub and multi-modal transport hub in Greater Noida (Rs 6,960 crore); integrated multi-modal logistics hub in Nangal Chaudhary, Haryana (Rs 2,800 crore); development of major infrastructure and utilities in Chittoor, Andhra Pradesh (Rs 3,300 crore); and development of industrial corridor between Hyderabad and Vijayawada (Rs 2,500 crore).

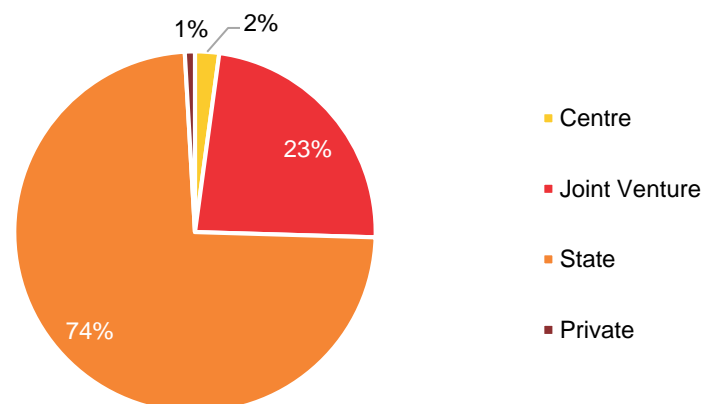
### Implementation approach

**Figure 54 Breakdown by mode of implementation**  
(total value: Rs 306,732 crore)



95% of the capital outlay over FY20 to FY25 is being implemented through the EPC route. The various knowledge parks being developed such as IT parks, finance cities, and defence corridors, are being developed under the PPP route.

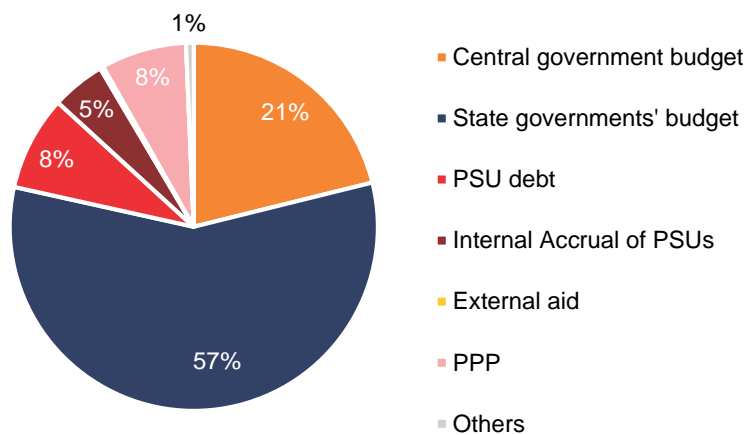
**Figure 55 Breakdown by implementing agency**  
(total value: Rs 306,732 crore)



About 75% of the capital outlay to be incurred during FY20 to FY25 would be implemented through a joint venture. In order to develop various industrial corridors, several joint venture companies have been created between the National Industrial Corridor Development and Implementation Trust (NICDIT) and various state industrial development authorities.

## Sources of financing

**Figure 56 Breakdown by sources of financing**  
(total value: Rs 306,732 crore)



## Project list for Department for Promotion of Industry and Internal Trade

**Table 26 Project list for Department for Promotion of Industry and Internal Trade**

Total number of projects – 26; projects under implementation – 5; projects under development – 4; projects under conceptualisation – 17

Sr. no.	Project	Implementing agency	Name of implementing agency	Mode of implementation	Estimated TPC (Rs crore)	FY20	FY21	FY22	FY23	FY24	FY25	Total capital outlay FY20-FY25 (Rs crore)
<b>Projects under implementation</b>												
1	Dholera Special Investment Region under DMIC project	Joint venture	Dholera Industrial City Development Limited [A joint venture between National Industrial Corridor Development and Implementation Trust (NICDIT) and Dholera Special Investment Region Development Authority (DSIRDA)]	EPC	5,683	1,089	1,451	164	-	-	-	2,704
2	Shendra Bidkin Industrial Area under DMIC project	Joint venture	Aurangabad Industrial Township Limited [A joint venture between NICDIT and Maharashtra Industrial Development Corporation (MIDC)]	EPC	11,070	1,452	2,576	1,574	690	509	507	7,308
3	Integrated Industrial Township, Greater Noida in Uttar Pradesh	Joint venture	DMIC Integrated Industrial Township Greater Noida Limited [A joint venture between NICDIT and Greater Noida Industrial Development Authority (GNIDA)]	EPC	1,715	290	164	94	86	-	-	634

Sr. no.	Project	Implementing agency	Name of implementing agency	Mode of implementation	Estimated TPC (Rs crore)	FY20	FY21	FY22	FY23	FY24	FY25	Total capital outlay FY20-FY25 (Rs crore)
4	Integrated Industrial Township, Vikram Udyogpuri near Ujjain in Madhya Pradesh	Joint venture	DMIC Integrated Industrial Township Vikram Udyogpuri Limited [A joint venture between NICDIT and Madhya Pradesh Audhyogik Kendra Vikas Nigam Limited (MPAKVN) and Madhya Pradesh Trade and Investment Facilitation Corporation Limited (MPTRIFAC)]	EPC	809	250	110	98	58	-	-	516
5	India International Convention and Expo Centre	Central government	IICC Limited	EPC	7,418	1,905	1,361	740	1,480	590	370	6,446
<b>Projects under development</b>												
6	IMLH Nangal Chaudhary	Joint venture	DMIC Haryana Multi Modal Logistics Hub Project Limited [A joint venture between NICDIT and Haryana State Industrial and Infrastructure Development Corporation (HSIIDC)]	EPC	5,807	38	1,401	1,218	153	10	10	2,830
7	MMLH and MMTH at Greater Noida	Joint venture	DMIC Integrated Industrial Township Greater Noida Limited [A joint venture between NICDIT and Greater Noida Industrial Development Authority (GNIDA)]	EPC	21,128	-	3,046	1,126	1,126	1,023	639	6,960

Sr. no.	Project	Implementing agency	Name of implementing agency	Mode of implementation	Estimated TPC (Rs crore)	FY20	FY21	FY22	FY23	FY24	FY25	Total capital outlay FY20-FY25 (Rs crore)
8	Development of trunk infrastructure components for activation area of Phase A of Tumakuru node under CBIC	Joint venture	CBIC Tumakuru Industrial Township Limited [A joint venture between NICDIT and Karnataka State Industrial and Infrastructure Development Corporation (KSIIDC)]	EPC	1,702	-	898	443	308	14	14	1,677
9	Development of trunk infrastructure components for activation area of Phase I of Krishnapatnam node under CBIC	Joint venture	NICDIT Krishnapatnam Industrial City Development Limited [A joint venture between NICDIT and Andhra Pradesh Industrial Infrastructure Corporation (APIIC)]	EPC	2,139	-	1,073	628	365	20	20	2,106
<b>Project under conceptualisation</b>												
10	Bhimnath Dholera rail link	Joint venture	Dholera Industrial City Development Limited (A joint venture between NICDIT and DSIRDA)	EPC	302	51	125	125	-	-	-	302
11	IMC Raghunathpur	Joint venture	A joint venture between NICDIT and WBIDC	EPC	2,359	-	937	441	441	446	95	2,359
12	IMC Prag Khurpia	Joint venture	A joint venture between NICDIT and SIIDCUL	EPC	2,756	-	1,104	517	517	507	111	2,756
13	IMC Rajpura - Patiala	Joint venture	A joint venture between NICDIT and PSIEC	EPC	1,096	-	529	172	172	172	50	1,096
14	IMC New Bahri	Joint venture	A joint venture between NICDIT and nominated development agency of the	EPC	2,440	-	964	455	455	455	110	2,440

Sr. no.	Project	Implementing agency	Name of implementing agency	Mode of implementation	Estimated TPC (Rs crore)	FY20	FY21	FY22	FY23	FY24	FY25	Total capital outlay FY20-FY25 (Rs crore)
			state government of Jharkhand									
15	Dighi ports industrial area	Joint venture	Aurangabad Industrial Township Limited (A joint venture between NICDIT and MIDC)	EPC	8,604	-	1,059	1,059	559	105	45	2,827
16	Integrated multi modal logistics hub at Sanand	Joint venture	A joint venture between NICDIT and GIDC	EPC	1,013	-	-	409	287	287	15	998
17	Srikalahasti (Chittoor) node as part of Vizag-Chennai Industrial Corridor	Joint venture	A joint venture between NICDIT and APIIC	EPC	2,187	-	-	901	505	410	325	2,141
18	Vizag node as part of Vizag-Chennai Industrial Corridor	Joint venture	A joint venture between NICDIT and APIIC	EPC	2,464	-	-	805	615	535	399	2,354
19	Palakkad-Thrissur node as part of Kochi-Bengaluru Industrial Corridor	Joint venture	A joint venture between NICDIT and KSIDC	EPC	1,774	-	-	815	350	315	225	1,705
20	Kannur node as part of Kochi-Bengaluru Industrial Corridor	Joint venture	A joint venture between NICDIT and KSIDC	EPC	5,221	-	-	2,350	1,890	865	116	5,221
21	6 lane expressway from Ahmedabad to Dholera	Joint venture	National Highways Authority of India		4,450	-	1,546	1,823	740	295	46	4,450

Sr. no.	Project	Implementing agency	Name of implementing agency	Mode of implementation	Estimated TPC (Rs crore)	FY20	FY21	FY22	FY23	FY24	FY25	Total capital outlay FY20-FY25 (Rs crore)
22	MRTS from Ahmedabad to Dholera	Joint venture	Dholera Industrial City Development Limited (joint venture between NICDIT and DSIRDA)	EPC	6,100	-	700	1,185	1,730	1,670	815	6,100
23	Dholera International Airports (Phase 1)	Joint venture	Airports Authority of India	EPC	1,685	-	350	510	460	310	55	1,685
24	Bhiwadi International Airports	Joint venture	A joint venture between NICDIT and Rajasthan state government agency	EPC	10,669	-	-	756	1,214	1,044	53	3,067
25	Development of trunk infrastructure components for activation area of Phase A of Pooneri node under CBIC	Joint venture	A joint venture between NICDIT and TIDCO	EPC	4,170	-	-	2,267	922	922	20	4,130
26	Cochin Global Industrial Finance and Trade City	Joint venture	A joint venture between NICDIT and KSIDC	EPC	1,523	-	-	-	1,261	61	61	1,382
<b>Total</b>					<b>116,284</b>	<b>5,075</b>	<b>19,396</b>	<b>20,676</b>	<b>16,383</b>	<b>10,565</b>	<b>4,100</b>	<b>76,195</b>

## Project list for states – Industrial infrastructure

**Table 27 Project list for states – Industrial infrastructure**

Total number of projects – 111; projects under implementation – 27; projects under development – 35; projects under conceptualisation – 49

Sr. no.	Project	Implementing agency	Name of implementing agency	Mode of implementation	Estimated TPC (Rs crore)	FY20	FY21	FY22	FY23	FY24	FY25	Total capital outlay FY20-FY25 (Rs crore)
<b>Projects under implementation</b>												
1	Development of PH- II IE Barwala (Panchkula 557 acres)	Haryana government	HSIIDC	EPC	154	95						95
2	Construction of international convention centre, Sector 78, Faridabad	Haryana government	HSVP	EPC	379	1	200	150				351
3	Trans-Ganga City, Unnao	Uttar Pradesh government	Uttar Pradesh Industrial Development Agency	EPC	2,757	450	450	450	450	486		2,286
4	Saraswati Hitech City, Prayagraj	Uttar Pradesh government	Uttar Pradesh Industrial Development Agency	EPC	2,598	400	500	500	500	315		2,215
5	Utility services for Naidupeta Industrial Cluster in SPSR Nellore district (Under ADB assistance)	Andhra Pradesh government	APIIC	EPC	180	59						59
6	EMC-1, Andhra Pradesh	Andhra Pradesh government	APIIC	EPC	104	58	-	-	-	-	-	58
7	EMC-2, Andhra Pradesh	Andhra Pradesh government	APIIC	EPC	340	113	113	-	-	-	-	226

Sr. no.	Project	Implementing agency	Name of implementing agency	Mode of implementation	Estimated TPC (Rs crore)	FY20	FY21	FY22	FY23	FY24	FY25	Total capital outlay FY20-FY25 (Rs crore)
8	Smart industrial area, Pithampur (NETRIP) Indore	Madhya Pradesh government	State PSU/ state parastatal or nodal agency	EPC	334	26	25	16	5	5	5	80
9	Industrial area, Jetapur-Palasia	Madhya Pradesh government	State PSU/ state parastatal or nodal agency	EPC	135	39	37	24	7	7	7	122
10	Industrial area, Badiyakhedi-Sehore	Madhya Pradesh government	State PSU/ state parastatal or nodal agency	EPC	100	3	2	2	0	0	0	8
11	Industrial area, Mohasa-Babai (Phase 2) Hoshangabad	Madhya Pradesh government	State PSU/ state parastatal or nodal agency	EPC	287	47	44	29	8	8	8	145
12	Industrial Infrastructure project MP (Total Project – 7)	Madhya Pradesh government	State PSU/ state parastatal or nodal agency	EPC	408	78	74	48	14	14	14	241
13	Textile park at Jawara, Buddi barlai, Lehgadua	Madhya Pradesh government	State PSU/ state parastatal or nodal agency	EPC	110	35	34	22	6	6	7	110
14	Mega leather cluster	State government/ union territories	KMDA	EPC	540	100	170	183				453

Sr. no.	Project	Implementing agency	Name of implementing agency	Mode of implementation	Estimated TPC (Rs crore)	FY20	FY21	FY22	FY23	FY24	FY25	Total capital outlay FY20-FY25 (Rs crore)
15	Apparel wholesale hub	State government/ union territories	PWD	EPC	350	60	100	110	80			350
16	Eastern India Garment Manufacturers & Exporters Federation (EIGMEF)	Private sector	SPV	EPC	200	55	55					110
17	Regent Garment Park	Private sector	SPV	EPC	300	102						102
18	WB Hosiery Park	Private sector	SPV	PPP	240	25	30	9	12	14		90
19	Kona Integrated Garment Park	Private sector	SPV	EPC	350	100	175	50				325
20	Fulbari Industrial Park	Private sector	SPV	EPC	100	45	21					66
21	Amtala Industrial Park	Private sector	SPV	EPC	130	30	25	50				105
22	South City Anmol Infra Park	Private sector	SPV	EPC	150	21	47	50				118
23	FCDA Foundry Park	Private sector	SPV	PPP	154	42						42
24	Rubber Park	Private sector	SPV	PPP	100	15	21					36
25	Shilpangan and Shilpobroto Industrial Park	Private sector	SPV	EPC	210	42	45	98				185
26	Regent SME Ankurhati	Private sector	SPV	EPC	300	75	54	58	50			237
27	Baruipur township project including all infrastructure works (500 acres)	State government/ union territories	KMDA	EPC	625	70	105	95	95	105	115	585
Sub-total					11,535	2,183	2,325	1,941	1,227	961	156	8,793
Projects under development												
1	Development of IMT Kharkhoda (3,200 acres), Sonapat	Haryana government	HSIIDC	EPC	850	100	300	300	100	50		850
2	Development of IMT Sohna (1,500 acres)	Haryana government	HSIIDC	EPC	300	70	100	80	50			300

Sr. no.	Project	Implementing agency	Name of implementing agency	Mode of implementation	Estimated TPC (Rs crore)	FY20	FY21	FY22	FY23	FY24	FY25	Total capital outlay FY20-FY25 (Rs crore)
3	Global City	Haryana government	HSIIDC	PPP	5,200	1,000	1,500	1,500	1,200			5,200
4	Defence Corridor	Uttar Pradesh government	UPEIDA	PPP	635	165	-	-	-	-		165
5	Development of infrastructure in Nakkapalli cluster start-up area of 1,120 acres under Visakhapatnam-Chennai Industrial Corridor	Andhra Pradesh government	APIIC	EPC	349	-	-	-	-	-	-	349
6	Development of infrastructure in Rambilli cluster start-up area of 396 acres under Visakhapatnam-Chennai Industrial Corridor	Andhra Pradesh government	APIIC	EPC	125	-	-	-	-	-	-	125
7	Development of major infrastructure and utilities in start-up area of Chittoor South cluster with ADB assistance	Andhra Pradesh government	APIIC	EPC	489	98	196	196				489
8	Development of Major infrastructure and utilities in Chittoor South cluster balance area of 13,196 Ac (Under NICDIT)	Andhra Pradesh government	APIIC	EPC	3,149		630	1,260	1,260			3,149
9	Development of major infrastructure and utilities in Chittoor north cluster in 11,000 acres (under NICDIT)	Andhra Pradesh government	APIIC	EPC	3,300		660	1,320	1,320			3,300
10	Development of major infrastructure and utilities in	Andhra Pradesh government	APIIC	EPC	960		384	384	384			1,152

Sr. no.	Project	Implementing agency	Name of implementing agency	Mode of implementation	Estimated TPC (Rs crore)	FY20	FY21	FY22	FY23	FY24	FY25	Total capital outlay FY20-FY25 (Rs crore)
	4,500 acres at Orvakal Industrial Hub in Kurnool district under CBIC											
11	Construction of ready-built factory sheds 5 lakh Sqft at Tirupati	Andhra Pradesh government	APIIC	EPC	100	10	20	20	20	20	10	100
12	Construction of ready-built factory sheds 5 lakh sqft at Hindupur	Andhra Pradesh government	APIIC	EPC	100	10	20	20	20	20	10	100
13	Construction of ready-built factory sheds 5 lakh sqft at Visakhapatnam	Andhra Pradesh government	APIIC	EPC	100	10	20	20	20	20	10	100
14	Construction of ready-built factory sheds 5 lakh sqft at Kurnool	Andhra Pradesh government	APIIC	EPC	100	10	20	20	20	20	10	100
15	Industrial Corridor Hyderabad Narkat Palli Addanki Addanki node 5,000 acres	Andhra Pradesh government	APIIC	EPC	2,500	250	500	500	500	500	250	2,500
16	Industrial Corridor Hyderabad Narkat Palli Addanki node Two 5,000 acres	Andhra Pradesh government	APIIC	EPC	2,500	250	500	500	500	500	250	2,500
17	Industrial Corridor Hyderabad Vijayawada Node One 5,000 acres	Andhra Pradesh government	APIIC	EPC	2,500	250	500	500	500	500	250	2,500
18	Industrial Corridor Hyderabad Vijayawada Node Two 5,000 acres	Andhra Pradesh government	APIIC	EPC	2,500	250	500	500	500	500	250	2,500

Sr. no.	Project	Implementing agency	Name of implementing agency	Mode of implementation	Estimated TPC (Rs crore)	FY20	FY21	FY22	FY23	FY24	FY25	Total capital outlay FY20-FY25 (Rs crore)
19	Industrial Corridor Hyderabad Bengaluru Kurnool Node 5,000 acres	Andhra Pradesh government	APIIC	EPC	2,500	250	500	500	500	500	250	2,500
20	Industrial Corridor Hyderabad Bengaluru Hindupur Node 5,000 acres	Andhra Pradesh government	APIIC	EPC	2,500	250	500	500	500	500	250	2,500
21	Construction of plug-and-play IT Towers at Tirupati, 1 lakh sq ft including key external infrastructure	Andhra Pradesh government	APIIC	EPC	140	28	56	56				140
22	Construction of plug-and-play IT Towers at Visakhapatnam, 1 lakh sq ft including key external infrastructure	Andhra Pradesh government	APIIC	EPC	140	28	56	56				140
23	Establishment of multi-product SEZ of 1,250 acres at Kalahasti in VCIC Corridor	Andhra Pradesh government	APIIC	EPC	625	125	250	250				625
24	Establishment of 100-acre IT SEZ at Visakhapatnam in Vizag Chennai Industrial Corridor	Andhra Pradesh government	APIIC	EPC	100	20	40	40				50
25	Establishment of pharma SEZ at Visakhapatnam in Vizag Chennai Industrial Corridor 1,000 acres	Andhra Pradesh government	APIIC	EPC	500	100	200	200				500
26	Development of infrastructure in Nakkapalli cluster start-up area of 1,120 acres under Visakhapatnam Chennai Industrial Corridor	Andhra Pradesh government	APIIC	EPC	335	-	-	-	-	-	-	335

Sr. no.	Project	Implementing agency	Name of implementing agency	Mode of implementation	Estimated TPC (Rs crore)	FY20	FY21	FY22	FY23	FY24	FY25	Total capital outlay FY20-FY25 (Rs crore)
27	Development of infrastructure in Rambilli cluster start-up area of 396 acres under Visakhapatnam Chennai Industrial Corridor	Andhra Pradesh government	APIIC	EPC	125	-	-	-	-	-	-	125
28	Construction of ready-built factory Sheads 5 lakh sq ft at Mallavalli, Krishna district	Andhra Pradesh government	APIIC	EPC	100	10	20	20	20	20	10	100
29	Jain irrigation	Andhra Pradesh Private	Jain Irrigation Systems Limited	PPP	650	208	217	217				641
30	Patanjali Food & Herbal Park	Andhra Pradesh Private	Patanjali Ayurved Limited	PPP	620	207	207	200				613
31	North Coastal Mega Food Park	Andhra Pradesh Private	NNorth East Infra	PPP	150	50	50	50	-	-	-	150
32	Industrial housing in the industrial parks across states, 200,000 units (650 sq ft each) in Vizag, Tirupati, Naidupeta, Machilipatnam, Sri Kalahasti)	Andhra Pradesh government	APIIC	EPC	32,500	3,250	6,500	6,500	6,500	6,500	3,250	32,500
33	IT Park, Indore	Madhya Pradesh government	State PSU/ state parastatal or nodal agency	EPC	163	52	50	32	9	9	10	163
34	Smart industrial area, Pithampur no. 4 and 5	Madhya Pradesh government	State PSU/ state parastatal or nodal agency	EPC	611	197	187	120	35	35	36	611

Sr. no.	Project	Implementing agency	Name of implementing agency	Mode of implementation	Estimated TPC (Rs crore)	FY20	FY21	FY22	FY23	FY24	FY25	Total capital outlay FY20-FY25 (Rs crore)
35	Tribal Cultural Academy, including Community Hall and Museum for Tribal Communities of Lepcha, Sherpa, Bhutia, Tamang, Subba, Dukpa, Yolmo (Tribal Development Board) Gurung, Rai, Thami, Mangar, Newar, Khas, Bhujal, Kami, Damai, Sharki	State government/ union territories	BCW ,GTA	EPC	170	34	34	34	34	34		170
Sub-total					67,686	7,291	14,719	15,894	13,992	9,729	4,845	67,392
<b>Projects under conceptualisation</b>												
1	Development of two logistics hubs	Odisha - Private	IDCO	PPP	1,309							1,309
2	Development of dry ports at various depots of SNT	Sikkim government	Transport Department	EPC	150	60	30	30	30			150
3	IT PARK	Sikkim government	Commerce and Industries	EPC	700	231	231	231				693
4	Three industrial parks (Temi Industrial Park, Naya Bazar Birdang, GFPP Food Park)	Sikkim government	Commerce and Industries	EPC	130	43	43	43				129
5	Kerala International Exhibition Centre, Kochi	Kerala government	Kerala State Housing Board	PPP	3,105	300	500	600	600	600	505	3,105
6	Multi-modal logistics parks	Andhra Pradesh government	CONCOR		3,000							3,000
7	IT City at Madhurawada	Andhra Pradesh government	VMRDA	PPP	1,000	-	-	-	300	300	400	1,000

Sr. no.	Project	Implementing agency	Name of implementing agency	Mode of implementation	Estimated TPC (Rs crore)	FY20	FY21	FY22	FY23	FY24	FY25	Total capital outlay FY20-FY25 (Rs crore)
8	IT Tower at MVP Colony (Oppt. MVP VMRDA Shopping Complex) (Ac.0.91Cts)	Andhra Pradesh government	VMRDA	PPP	150	-	-	-	45	45	60	150
9	IT & office space at Waltair ward, Siripuram Junction, (Ac.2.05 Cts)	Andhra Pradesh government	VMRDA	PPP	150	-	-	-	-	75	75	150
10	Multi conference hall at MVP Rythu Bazar (Ac.1.49Cts)	Andhra Pradesh government	VMRDA	PPP	200	-	-	-	-	100	100	200
11	Development of infrastructure in Nakkapalli cluster balance area of 3,266 acres (under NICDIT)	Andhra Pradesh government	APIIC	EPC	2,452	-	-	-	-	-	-	2,452
12	Development of infrastructure in Rambilli cluster balance area of 2,136 acres (under NICDIT)	Andhra Pradesh government	APIIC	EPC	1,104	-	-	-	-	-	-	1,104
13	Design, construction, testing, commissioning and operation & maintenance of infrastructure works at krishnapatnam node start-up area under Chennai-Bengaluru Industrial Corridor (CBIC)	Andhra Pradesh government	APIIC	EPC	1,590	318	636	636				1,590
14	Development of major infrastructure and utilities in start-up area of Chittoor south cluster with ADB assistance	Andhra Pradesh government	APIIC	EPC	489	98	196	196				489
15	Development of infrastructure in Nakkapalli cluster balance	Andhra Pradesh government	APIIC	EPC	2,452	-	-	-	-	-	-	-

Sr. no.	Project	Implementing agency	Name of implementing agency	Mode of implementation	Estimated TPC (Rs crore)	FY20	FY21	FY22	FY23	FY24	FY25	Total capital outlay FY20-FY25 (Rs crore)
	area of 3,266 acres (under NICDIT)											
16	Development of infrastructure in Rambilli cluster balance area of 2136 acres (under NICDIT)	Andhra Pradesh government	APIIC	EPC	1,104	-	-	-	-	-	-	-
17	EMC development for 13 districts	Andhra Pradesh government	APIIC/ Andhra Pradesh Technology Services	EPC	1,820				-	-	-	1,820
18	Water supply to Kakinada SEZ and port	Andhra Pradesh government	PCPIR	EPC	190	63	63	65				190
19	Concept City (VIZAG)	Andhra Pradesh government	APIIC/ Andhra Pradesh Technology Services	EPC	1,400				-	-	-	1,400
20	Concept City (Tirupati)	Andhra Pradesh government	APIIC/ Andhra Pradesh Technology Services	EPC	1,400				-	-	-	1,400
21	Concept City (Anantapur)	Andhra Pradesh government	APIIC/ Andhra Pradesh Technology Services	EPC	1,400				-	-	-	1,400
22	Setting up of food parks in all districts	Andhra Pradesh government	AP Food Processing Society (APFPS)	EPC	1,300	216	216	216	216	216	214	1,294
23	National level food processing institute	Andhra Pradesh government	A APFPS	EPC	250	83	83	83	-	-	-	250

Sr. no.	Project	Implementing agency	Name of implementing agency	Mode of implementation	Estimated TPC (Rs crore)	FY20	FY21	FY22	FY23	FY24	FY25	Total capital outlay FY20-FY25 (Rs crore)
24	Cargo facilities at airports and ports	Andhra Pradesh government	APFPS	EPC	240	40	40	40	40	40	40	240
25	Setting up of irradiation facilities for export of fruits and vegetables	Andhra Pradesh government	APFPS	EPC	120	40	40	40	-	-	-	120
26	Madurai-Thoothukudi Industrial Corridor: Manufacturing and business investment regions (MBIR) I	Tamil Nadu government	SIPCOT	EPC	4,000							4,000
27	Madurai-Thoothukudi Industrial Corridor: MBIR II	Tamil Nadu government	SIPCOT	EPC	4,300							4,300
28	Madurai-Thoothukudi Industrial Corridor: MBIR III	Tamil Nadu government	SIPCOT	EPC	2,500							2,500
29	Madurai-Thoothukudi Industrial Corridor: MBIR IV	Tamil Nadu government	SIPCOT	EPC	20,200							20,200
30	Madurai-Thoothukudi Industrial Corridor: Agri- Business Investment Region (ABIR)	Tamil Nadu government	SIPCOT	EPC	5,000							5,000
31	Madurai-Thoothukudi Industrial Corridor: Manufacturing and Business Investment Area I & II (MIBA I&II)	Tamil Nadu government	SIDCO	EPC	2,000							2,000
32	Coimbatore-Salem Industrial Corridor: MBIR I & II	Tamil Nadu government	SIPCOT	EPC	7,200							7,200
33	Coimbatore-Salem Industrial Corridor: ABIR	Tamil Nadu government	SIPCOT	EPC	4,800							4,800
34	Chennai-Ranipet Industrial Corridor	Tamil Nadu government	SIPCOT	EPC	17,000							17,000

Sr. no.	Project	Implementing agency	Name of implementing agency	Mode of implementation	Estimated TPC (Rs crore)	FY20	FY21	FY22	FY23	FY24	FY25	Total capital outlay FY20-FY25 (Rs crore)
35	Ranipet-Hosur Industrial Corridor	Tamil Nadu government	SIPCOT	EPC	20,000							20,000
36	Chennai-Trichy Industrial Corridor	Tamil Nadu government	SIPCOT	EPC	20,000							20,000
37	Coimbatore-Madurai Industrial Corridor	Tamil Nadu government	SIPCOT	EPC	10,000							10,000
38	Sriperumbudur industrial area development	Tamil Nadu government	SIPCOT	EPC	5,000							5,000
39	Finance City in Chennai	Tamil Nadu government	SIPCOT	PPP	1,500							1,500
40	Industrial parks for SMEs	Tamil Nadu government	SIDCO	EPC	1,000							1,000
41	Madhyamgram & Uttarpara Eco Park	State government/ union territories	KMDA	PPP	250	-	125	125				250
42	Proposed infrastructure development of Sector VI, ITA including Calcutta leather complex, Bantala	State government/ union territories	KMDA	EPC	574	74	125	125	125	100	25	574
43	Development of giant wheel project at Millennium Park, Kolkata	State government/ union territories	KMDA	EPC	740	-	370	370				740
44	MICE tourism project at Bagdogra airport	State government/ union territories	Tourism department	EPC	224	78	78	68	-	-	-	224
45	9 MSME parks	State government/ union territories	West Bengal Small Industries	EPC	100	18	32	20	30			100

Sr. no.	Project	Implementing agency	Name of implementing agency	Mode of implementation	Estimated TPC (Rs crore)	FY20	FY21	FY22	FY23	FY24	FY25	Total capital outlay FY20-FY25 (Rs crore)
			Development Corporation									
46	Krishak Bazar food cum agro processing parks with pack house, VHT, and ripening chambers (modernisation and e-linking of market yards)	State government/ union territories	Department of Food Processing Industries & Horticulture	EPC	250	-	150	60	40			250
47	Maintenance and upgradation of common infrastructure within industrial parks and growth centres	State PSU/ state parastatal or nodal agency	WBIDC	EPC	300	100	100	100				300
48	Development of common infrastructure within industrial parks and growth centres	State PSU/ state parastatal or nodal agency	WBIDC	EPC	279	100	179					279
49	Development of new logistics parks at Kharagpur and Andal	State PSU/ state parastatal or nodal agency	WBIDC	PPP	3,500	1,000	1,000	1,000	500			3500
				<b>Sub-total</b>	<b>157,922</b>	<b>2,862</b>	<b>4,237</b>	<b>4,047</b>	<b>1,926</b>	<b>1,476</b>	<b>1,419</b>	<b>154,352</b>
	<b>Total</b>				<b>237,143</b>	<b>12,336</b>	<b>21,281</b>	<b>21,882</b>	<b>17,146</b>	<b>12,166</b>	<b>6,420</b>	<b>230,537</b>



# STEEL SECTOR



## Project list for Ministry of Steel

**Table 28 Project list for Ministry of Steel**

Total number of projects – 4; projects under implementation – 1; projects under development – 3

Sr. no.	Project	Implementing agency	Name of implementing agency	Mode of implementation	Estimated TPC (Rs crore)	FY20	FY21	FY22	FY23	FY24	FY25	Total capital outlay FY20-FY25 (Rs crore)
<b>Project under implementation</b>												
1	Slurry pipeline project – Phase 1	Central PSU	NMDC	EPC	2,907	2	290	872	1,330	290	-	2,784
<b>Projects under development</b>												
2	Joda to Paradeep iron ore slurry pipeline - JSW Utkal Steel	Private sector	JSW Steel	EPC	4,520	1,240	1,850	1,160	270	-	-	4,520
3	Dabuna-Paradeep slurry pipeline (DPSPL) - II	Private sector	Essar Steel India Limited	EPC	755	250	250	255	-	-	-	755
4	Sagasahi Block (Ghoraburhani) - Dabuna slurry & water pipelines (SDSPL)	Private sector	Essar Steel India Limited	EPC	166	166	-	-	-	-	-	166
<b>Total</b>					<b>8,348</b>	<b>1,658</b>	<b>2,390</b>	<b>2,287</b>	<b>1,600</b>	<b>290</b>	<b>-</b>	<b>8,225</b>

# SPORTS SECTOR



## Project list for Ministry of Sports

**Table 29 Project list for Ministry of Sports**

Sr. no.	Project	Implementing agency	Name of implementing agency	Mode of implementation	Estimated TPC (Rs crore)	FY20	FY21	FY22	FY23	FY24	FY25	Total capital outlay FY20-FY25 (Rs crore)
<b>Project under implementation</b>												
1	National Sports University	State PSU/ state parastatal or nodal agency	NBCC	EPC	1,300	60	300	300	300	340	-	1,300
<b>Total</b>					<b>1,300</b>	<b>60</b>	<b>300</b>	<b>300</b>	<b>300</b>	<b>340</b>	<b>-</b>	<b>1,300</b>

## Project list for states – Sports

**Table 30 Project list for states – Sports**

Total number of projects – 37; projects under implementation – 3; projects under development – 4; projects under conceptualisation – 30

Sr. no.	Project	Implementing agency	Name of implementing agency	Mode of implementation	Estimated TPC (Rs crore)	FY20	FY21	FY22	FY23	FY24	FY25	Total capital outlay FY20-FY25 (Rs crore)
<b>Projects under implementation</b>												
1	Construction of velodrum at Guru Govind Singh Sports College, Lucknow	Uttar Pradesh government	UPRNN	EPC	188	38	38	38	38	38	-	188
2	New sports complex and other infrastructure	Chandigarh			68							68
3	Sports complex in MP (Total Projects – 5)	Madhya Pradesh government	ULB	EPC	201	17	22	31	30	25	26	152
<b>Sub-total</b>					<b>397</b>	<b>48</b>	<b>51</b>	<b>55</b>	<b>55</b>	<b>53</b>	<b>17</b>	<b>348</b>
<b>Projects under development</b>												
1	Temi Tea Stadium	Sikkim government	Commerce and Industries	EPC	100	33	33	33				99
2	Setting up of infrastructure of Maharaja Bhupinder Singh Punjab Sports University in Patiala	Punjab government			450	150	100	100	100			450
3	Smart city, Sagar - Development of integrated sports complex	Madhya Pradesh government	ULB	EPC	60	6	9	13	13	10	10	60
4	Smart city, Jabalpur - Development of multi sports complex at Wright Town - Phase 2	Madhya Pradesh government	ULB	EPC	112	10	14	22	21	16	16	100
<b>Sub-total</b>					<b>722</b>	<b>199</b>	<b>156</b>	<b>169</b>	<b>134</b>	<b>26</b>	<b>26</b>	<b>709</b>

Sr. no.	Project	Implementing agency	Name of implementing agency	Mode of implementation	Estimated TPC (Rs crore)	FY20	FY21	FY22	FY23	FY24	FY25	Total capital outlay FY20-FY25 (Rs crore)
<b>Projects under conceptualisation</b>												
1	Creation of centre of excellence (CoE) at Aizawl	Mizoram government			200							200
2	Construction of national & international standard indoor hall & stadium at ITI, Aizawl	Mizoram government			120							120
3	Construction and establishment of sports academy at Muallungthu for football, hockey, boxing, judo, taekwondo, weightlifting and wrestling	Mizoram government			150							150
4	Construction of sports complex at Lunglei, Champhai and Siaha for selected sports disciplines	Mizoram government			120							120
5	Construction of sports academy at Zuangtui, Aizawl for badminton, table tennis and fencing	Mizoram government			150							150
6	Construction of sports complex/sports academy at Kolasib, Lawngtlai, Serchhip, Mamit and Lengpui for selected sports disciplines	Mizoram government			200							200
7	Establishment of sports academy at Khawzawl, Thenzawl, Hnahthial	Mizoram government			160							160

Sr. no.	Project	Implementing agency	Name of implementing agency	Mode of implementation	Estimated TPC (Rs crore)	FY20	FY21	FY22	FY23	FY24	FY25	Total capital outlay FY20-FY25 (Rs crore)
	and Saitual for selected sports disciplines											
8	Establishment of sports academy at north Vanlaiphai, Tlabung, Darlawn and Vairengte	Mizoram government			160							160
9	Construction of sports complex in Sikkim	Sikkim government	Sports & Youth Affairs Department	EPC	150	3	20	35	35	26	13	132
10	Development of sports stadium at Lambasingi in Chinthapalli mandal in Visakhapatnam district	Andhra Pradesh government	Roads and Buildings Department	EPC	100	17	17	17	17	17	17	100
11	Development of sports stadium at Araku Valley of Visakhapatnam district	Andhra Pradesh government	Roads and Buildings Department	EPC	150	20	25	25	25	25	30	150
12	Development of world-class sports city at Visakhapatnam	Andhra Pradesh government	State PSU	PPP	1,000	167	167	167	167	167	167	1,000
13	Development of sports stadia at Lambasingi in Visakhapatnam district of Andhra Pradesh	Andhra Pradesh government	State PSU	PPP	100	17	17	17	17	17	17	100
14	Development of international level sports training centre at Kommadi in Visakhapatnam district of Andhra Pradesh	Andhra Pradesh government	State PSU	PPP	100	17	17	17	17	17	17	100
15	Development of tribal sports school at Araku in Visakhapatnam	Andhra Pradesh government	State PSU	PPP	150	20	25	25	25	25	30	150

Sr. no.	Project	Implementing agency	Name of implementing agency	Mode of implementation	Estimated TPC (Rs crore)	FY20	FY21	FY22	FY23	FY24	FY25	Total capital outlay FY20-FY25 (Rs crore)
	district of Andhra Pradesh											
16	Development of world-class sports city at Amaravati	Andhra Pradesh government	SAAP	PPP	850	142	142	142	142	142	142	850
17	Development of world-class sports city at Tirupati	Andhra Pradesh government	SAAP	PPP	500	83	83	83	83	83	83	500
18	Upgradation of Dr YSR Sports School, Putlampalli in YSR Kadapa	Andhra Pradesh government	SAAP	PPP	100	17	17	17	17	17	17	100
19	Construction of sports village at Mogallapalem, SPSR Nellore	Andhra Pradesh government	SAAP	PPP	200	33	33	33	33	33	33	200
20	Development of sports stadia in Rayalaseema region (a) DSA, YSR Kadapa (b) DSA, Chittoor (c) DSA Kurnool and (d) DSA Ananthapuram	Andhra Pradesh government	SAAP	PPP	250	42	42	42	42	42	42	250
21	Development of sports stadia in north coastal region of Andhra Pradesh: (a) Kodi Ramamurthy Stadium, DSA, Srikakulam; (b) Vizy Stadium, DSA, Vizianagaram and (c) Kommadi, Visakhapatnam	Andhra Pradesh government	SAAP	PPP	400	67	67	67	67	67	67	400
22	Development of sports stadia at (a) DSA,	Andhra Pradesh government	SAAP	PPP	250	42	42	42	42	42	42	250

Sr. no.	Project	Implementing agency	Name of implementing agency	Mode of implementation	Estimated TPC (Rs crore)	FY20	FY21	FY22	FY23	FY24	FY25	Total capital outlay FY20-FY25 (Rs crore)
	Kakinada in East Godavari and (b) ASR Stadium Eluru in West Godavari district											
23	Development of sports stadia at (a) DSA, Guntur (b) DSA, Prakasam (c) ACSR Stadium, DSA, SPSR Nellore	Andhra Pradesh government	SAAP	PPP	300	50	50	50	50	50	50	300
24	Development of sports stadia at Machilipatnam in Krishna district	Andhra Pradesh government	SAAP	PPP	200	33	33	33	33	33	33	200
25	Construction of sports complex in six districts - Kalimpong, Alipurduar, Pashim Bardhaman, Purba Midnapore, Jhargram and North 24 Parganas at Rs 20 crore each	State government/ union territories	PWD	EPC	120	30	30	30	30	-	-	120
26	Upgradation of existing sports complex in eight districts - Alipurduar, Birbhum, Howrah, Nadia, Malda, Murshidabad, Paschim Midnapore and North 24 Parganas at Rs 15 crore each	State government/ union territories	PWD	EPC	120	30	30	30	30	-	-	120
27	Establishment of four sports academies in North 24 Parganas, Howrah, Bankura and	State government/ union territories	PWD	EPC	120	30	30	30	30	-	-	120

Sr. no.	Project	Implementing agency	Name of implementing agency	Mode of implementation	Estimated TPC (Rs crore)	FY20	FY21	FY22	FY23	FY24	FY25	Total capital outlay FY20-FY25 (Rs crore)
	Jalpaiguri at Rs 30 crore each											
28	Upgradation of Gorkha Stadium at Lebong as modern sports complex with ground, indoor stadium, swimming pool, 20,000 capacity gallery, multi-gym and giant screen				110	55	55					110
29	Upgradation of mela ground at Kalimpong as modern sports complex with ground, indoor stadium, swimming pool, 20,000 capacity gallery, multi-gym and giant screen				100	50	50					100
30	Construction of integrated stadium-cum-sports complex at Chandmari, Kurseong, with ground, indoor stadium, swimming pool, 20,000 capacity gallery, multi-gym and giant screen				100	50	50					100
Sub-total					6,730	1,013	1,040	900	900	801	797	6,712
Total					7,849	1,260	1,247	1,124	1,089	880	840	7,769

# TOURISM SECTOR



## States' data - Project list for tourism

**Table 31 States' data - Project list for tourism**

States' data only - total number of projects – 31; projects under implementation – 4; projects under development – 5; projects under conceptualisation – 22

Sr. no.	Project	Implementing agency	Name of implementing agency	Mode of implementation	Estimated TPC (Rs crore)	FY20	FY21	FY22	FY23	FY24	FY25	Total capital outlay FY20-FY25 (Rs crore)
<b>Projects under implementation</b>												
1	Construction of passenger ropeway from Pelling to Sangachoeling Monastery in West Sikkim	Sikkim government	Tourism & Civil Aviation Department	EPC	109	36	36	36				108
2	Malanad-Malabar River Cruise	Kerala government	Inland Navigation & Kerala Electrical And Allied Industries	EPC	133	48	45	-	-	-	-	93
3	Repair, renovation and reconstruction of tourism properties -Phase 1(30 properties)	State PSU/ state parastatal or nodal agency	West Bengal Tourism Development Corporation	EPC	286	156	106	-	-	-	-	262
4	Private hotels	Private sector	Private entrepreneurs with financial incentives from state government	PPP	300	50	50	-	-	-	-	100
<b>Sub-Total</b>					<b>828</b>	<b>290</b>	<b>237</b>	<b>36</b>	<b>-</b>	<b>-</b>	<b>-</b>	<b>563</b>

Sr. no.	Project	Implementing agency	Name of implementing agency	Mode of implementation	Estimated TPC (Rs crore)	FY20	FY21	FY22	FY23	FY24	FY25	Total capital outlay FY20-FY25 (Rs crore)
<b>Projects under development</b>												
1	Eco tourism resort in Lalaji Bay, Long Island	Andaman & Nicobar	Andaman and Nicobar Islands Integrated Development Corporation (ANIIDCO)	PPP	391	50	100	100	100	41	-	391
2	Eco tourism resort in Aves Island & Smith Island	Andaman & Nicobar	ANIIDCO	PPP	100	16	32	32	16	-	-	96
3	Eco tourism resort in Shaheed Dweep	Andaman & Nicobar	ANIIDCO	PPP	172	21	43	43	43	22	-	172
4	Junagadh Girnar Ropeway	State PSU/ state parastatal or nodal agency	Tourism	PPP	110							110
5	Construction of passenger ropeway from Kurseong to Mirik via Namsu	State PSU/ state parastatal or nodal agency	G.T.A	EPC	120	40	40	40				120
<b>Sub-total</b>					<b>889</b>	<b>127</b>	<b>215</b>	<b>215</b>	<b>159</b>	<b>63</b>	<b>-</b>	<b>889</b>
<b>Projects under conceptualisation</b>												
1	Ropeway & cable car (Kauleshwari)	Jharkhand government	Tourism Department	PPP	100	10	20	30	20	10	10	100
2	Renovation and construction of new block in Megapode Resort and Hornbill Resort	Andaman & Nicobar	ANIIDCO	EPC	100	60	40	-	-	-	-	100

Sr. no.	Project	Implementing agency	Name of implementing agency	Mode of implementation	Estimated TPC (Rs crore)	FY20	FY21	FY22	FY23	FY24	FY25	Total capital outlay FY20-FY25 (Rs crore)
3	Package IV (Development of eco-tourism resorts in 4 new sites/islands)	Andaman & Nicobar	ANIIDCO	PPP	2,340	-	-	500	700	700	440	2,340
4	Package VI (Development of eco-tourism resorts in 8 new sites/islands)	Andaman & Nicobar	ANIIDCO	PPP	1,120	-	-	280	300	300	240	1,120
5	Procurement of ropeway for all three district headquarters i.e. Lunglei, Champhai & Kolasib in Mizoram	Mizoram government			5,005							5,005
6	Ropeways at Munnar and Wayanad	Kerala government		PPP	995	90	270	290	345	-	-	995
7	Budget, 3-, 4- and 5-star hotels near Idukki Arch Dam (total capacity of 350 rooms)	Kerala government		PPP	198	20	59	60	59	-	-	198
8	Budget, 3- and 4-star hotels at Peringalkutthu, Thrissur (Total capacity of 300 rooms)	Kerala government		PPP	135	-	37	38	37	23	-	135
9	Budget, 3- and 4-star hotels at Karapuzha, Wayanad (total capacity of 300 rooms)	Kerala government		PPP	135	5	43	44	43	-	-	135
10	Budget, 3- and 4-star hotels at Banasura Sagar, Wayanad (total capacity of 300 rooms)	Kerala government		PPP	135	-	37	38	37	23	-	135

Sr. no.	Project	Implementing agency	Name of implementing agency	Mode of implementation	Estimated TPC (Rs crore)	FY20	FY21	FY22	FY23	FY24	FY25	Total capital outlay FY20-FY25 (Rs crore)
11	5-star hotel near Kannur International Airports (capacity of 100 rooms)	Kerala government		PPP	125	35	45	45	-	-	-	125
12	3- or 4-star hotel near Kannur International Airports (total capacity of 200 rooms)	Kerala government		PPP	150	-	28	42	43	37	-	150
13	Convention Centre for Tourism and Trade, near Kannur International Airports (capacity for 1,200 persons)	Kerala government		PPP	284	14	90	90	90	-	-	284
14	Budget, 3- and 4-star hotels at Kasaragod (total capacity - 300 rooms)	Kerala government		PPP	135	25	30	35	30	15	-	135
15	3-star hotels on Beach Road (1,600 square yards) and Heritage Hotel	Andhra Pradesh government	VMRDA	PPP	130	30	30	20	25	25		130
16	Ecotourism, STP, CETP and TSDF projects by Environment, Forests, Science & Technology Department	Andhra Pradesh government	AP Forest Department/ APPCB/AP Biodiversity Board	EPC	6,144							6,144
17	Repair, renovation and reconstruction of tourism properties -Phase 2 (14 properties)	State PSU/ state parastatal or nodal agency	West Bengal Tourism Development Corporation	EPC	310	100	100	110				310

Sr. no.	Project	Implementing agency	Name of implementing agency	Mode of implementation	Estimated TPC (Rs crore)	FY20	FY21	FY22	FY23	FY24	FY25	Total capital outlay FY20-FY25 (Rs crore)
18	Restoration of old palaces and developing them into tourism properties	Joint venture	Tourism department	PPP	350	100	100	150	-	-	-	350
19	Construction of ropeway with fibreglass cable car from Sandakphu to Manebhanjan	State PSU/ state parastatal or nodal agency			109	36	36	36				109
20	Construction of ropeway with fibreglass cable car from Delo to Algarah, Kalimpong	State PSU/ state parastatal or nodal agency			106	53	53					106
21	Construction of ropeway with fibreglass cable car from Soureni, Mirik to Dudhia	State PSU/ state parastatal or nodal agency			103	50	53					103
22	Construction of ropeway with fibreglass cable car from Jalapahar, Darjeeling to Rongbull	State PSU/ state parastatal or nodal agency			116	58	58					116
<b>Sub-total</b>					<b>18,325</b>	<b>686</b>	<b>1,129</b>	<b>1,808</b>	<b>1,704</b>	<b>1,133</b>	<b>715</b>	<b>18,325</b>
<b>Total</b>					<b>20,042</b>	<b>1,104</b>	<b>1,581</b>	<b>2,059</b>	<b>1,863</b>	<b>1,196</b>	<b>715</b>	<b>19,777</b>





